

Budget Format Review Update

Audit Committee Regular Meeting
October 27, 2020



CUPERTINO

Topics

1. Adopted Budget
2. Recommendations
3. Solutions
4. Next Steps

Adopted Budget

- Added CIP Financial Impacts Discussion
- Added Revenue Comparisons
- Expanded Pension Discussion

Recommendations: Bridging the Gap



Transparency Portal

Historical Data
Budget
Budget vs. Actuals



Budget Documents

Adopted Budget
Budget at a Glance

How We Bridge the Gap



**Transparency
Portal**

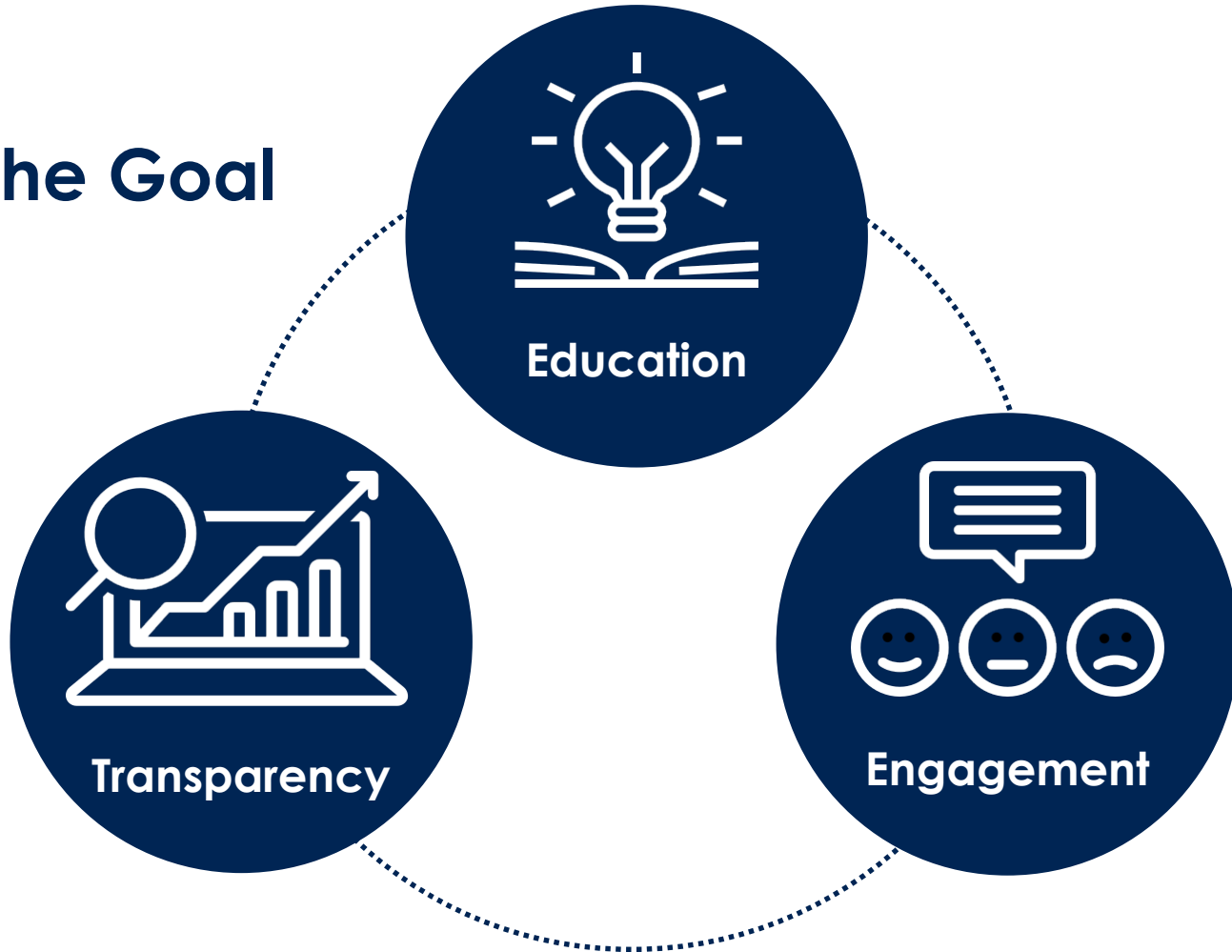


**OpenGov
Stories**

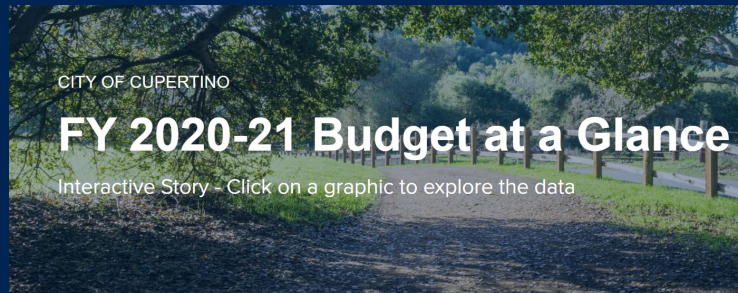


**Open Town
Hall**

The Goal

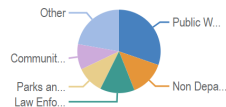


Interactive Budget at a Glance



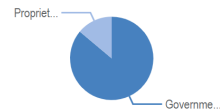
Expenses by Department - All Funds

Data Updated today



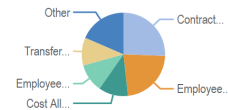
\$110,591,225.00

Expenses by Fund Type - All Funds



\$110,591,225.00

Expenses by Type - All Funds



\$110,591,225.00

Expenses in 2021

A Message

As the City of Cupertino enters a time of economic uncertainty, I am forecasting anything, be it the economy or the weather, is not an exact science. What we are doing, is preparing for the worst while taking steps to ensure the best.

The COVID-19 pandemic, and the ensuing lockdowns, has negatively impacted the City of Cupertino's revenue. For purposes of our budget forecast, we are anticipating at least a two-year recovery.

General Fund Revenues

Where does the City get its money?

32%



Property Tax

26%



Sales Tax

14%



Charges for Services

10%



Transient Occupancy Tax

+

18%

Fines and forfeitures
Franchise fees
Intergovernmental revenue
Licenses & permits
Miscellaneous
Other financing sources
Other taxes
Use of money & property
Utility tax

Other

Resident Tax Contribution Calculator

Would you like to know where your tax

Answer a few short questions to explore your tax dollars

Start

Restart

Back

Restart

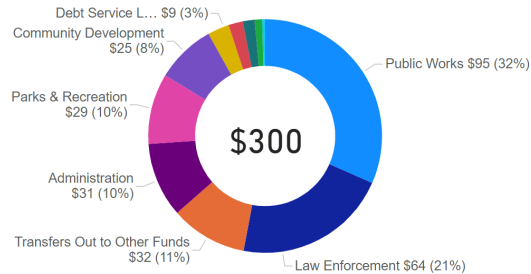
Do you own a home in Cupertino?

☐ Yes

☒ No

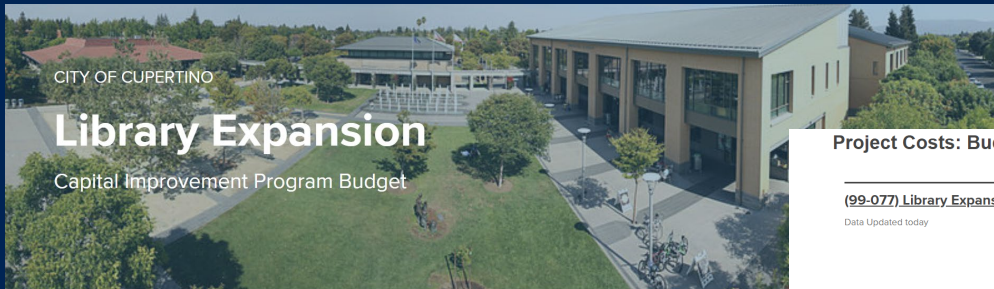
Next

How Your Tax Contributions Are Allocated (by Service)



Next

Interactive CIP Budget



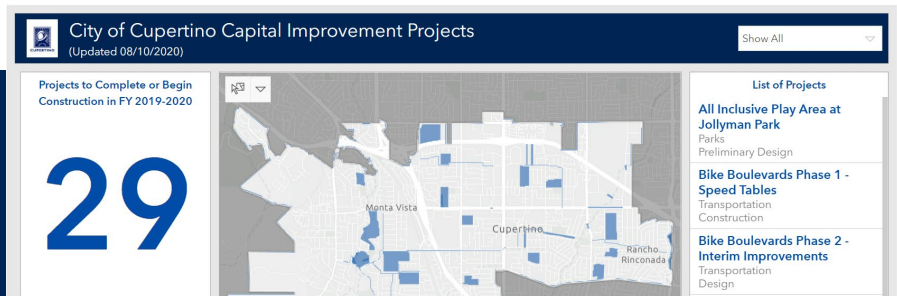
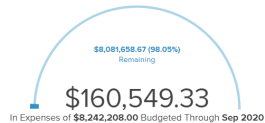
Project Description

Develop a design and construct an approx. 4,400 SF addition to the Library building for a "program room" that will seat up to 130 to library events. Using the "Perch" option from the Civic Center Master Plan.

Project Costs: Budget vs Actual

(99-077) Library Expansion

Data Updated today



Important Initiatives

CITY OF CUPERTINO

CARES Act

Using CARES Act Funds to Support the Community through COVID-19

What is the CARES Act?

The CARES Act provides for payments to State, Local, and Tribal governments navigating the impact of the COVID-19 outbreak; billion in funding through the Coronavirus Relief Fund.

CARES Act Feedback Survey

What do you think about this communication tool?

No deadline is currently set

Introduction

Feedback

Your Response

Outcome

Your Response

[Take the Survey](#)

What did you like the most about your experience?

What can we do to improve your experience?

Do you have any questions or comments?



Budget Landing Page



Employee Compensation and Benefits

Find answers to the questions we get asked most about the budget

36% of General compensation (salary, benefits, and other compensation), and other compensation (retirement, health insurance, etc.).

the need to replace attrition is 02.75 in FY 2021.

02.75 in FY 2021 is the need to replace attrition in staffing.

Employee Compensation and Benefits

Year	Expenses
2015	\$18,000,000
2016	\$20,000,000
2017	\$21,000,000
2018	\$24,000,000
2019	\$27,000,000
2020	\$27,000,000
2021	\$29,198,632.00

\$29,198,632.00
Expenses in 2021

Questions and Comments

Help the City improve their financial transparency and public engagement

Timeline

- Interactive Budget at a Glance
- Resident Tax Contribution Calculator
- Interactive CIP Budget
- Important Initiatives
- Budget Landing Page

Next Steps

- Budget Format Review Subcommittee

Thank you!

Questions?



CUPERTINO