



CITY OF CUPERTINO

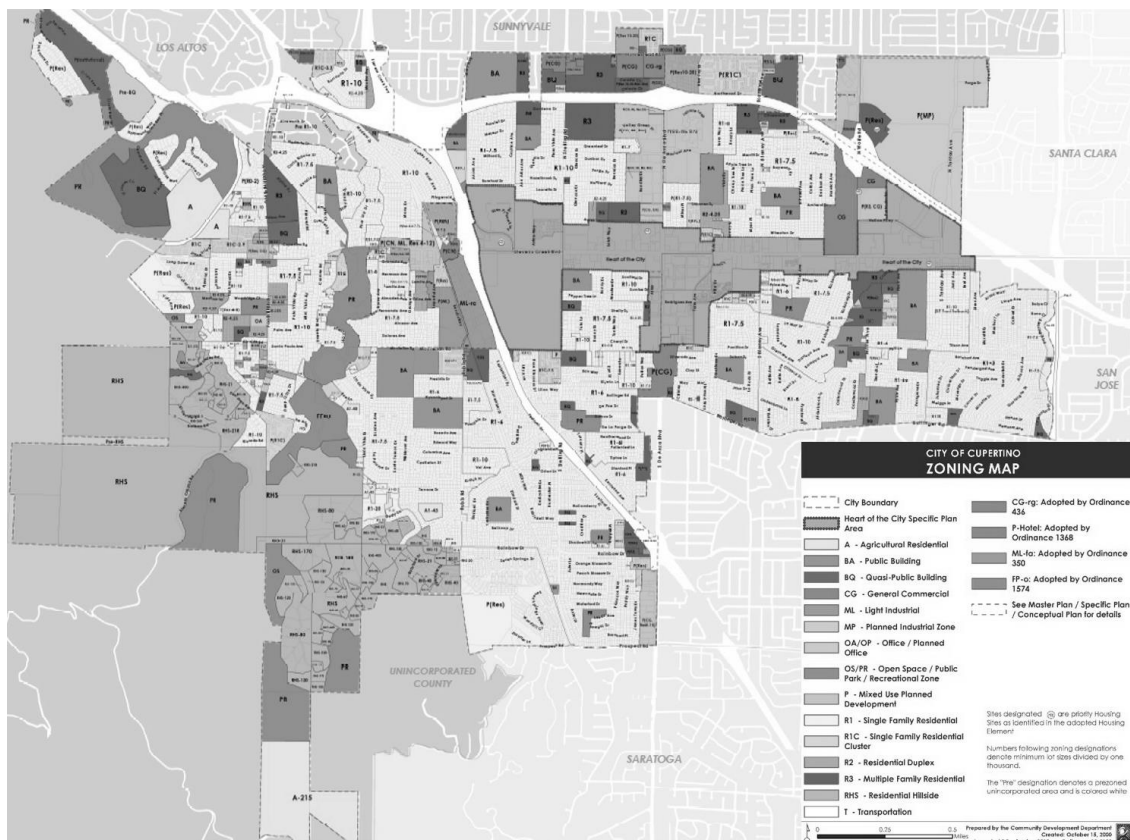
City of Cupertino Housing Survey

The City of Cupertino currently has approximately 22,207 households, 63% of those households being owners and 37% being renters and approximately 156 homeless individuals; amounting to 29% of owner-occupied units and 42% of renter-occupied units having at least one selected housing conditions (lack of plumbing/kitchen facilities, overcrowding, and cost burden). Moreover, 56% of the City's housing stock is single-family detached housing units, with the remainder being single family attached & multiple unit structures. There is a current gap of 730 affordable units for renter households earning 0-30% of area median income (AMI).

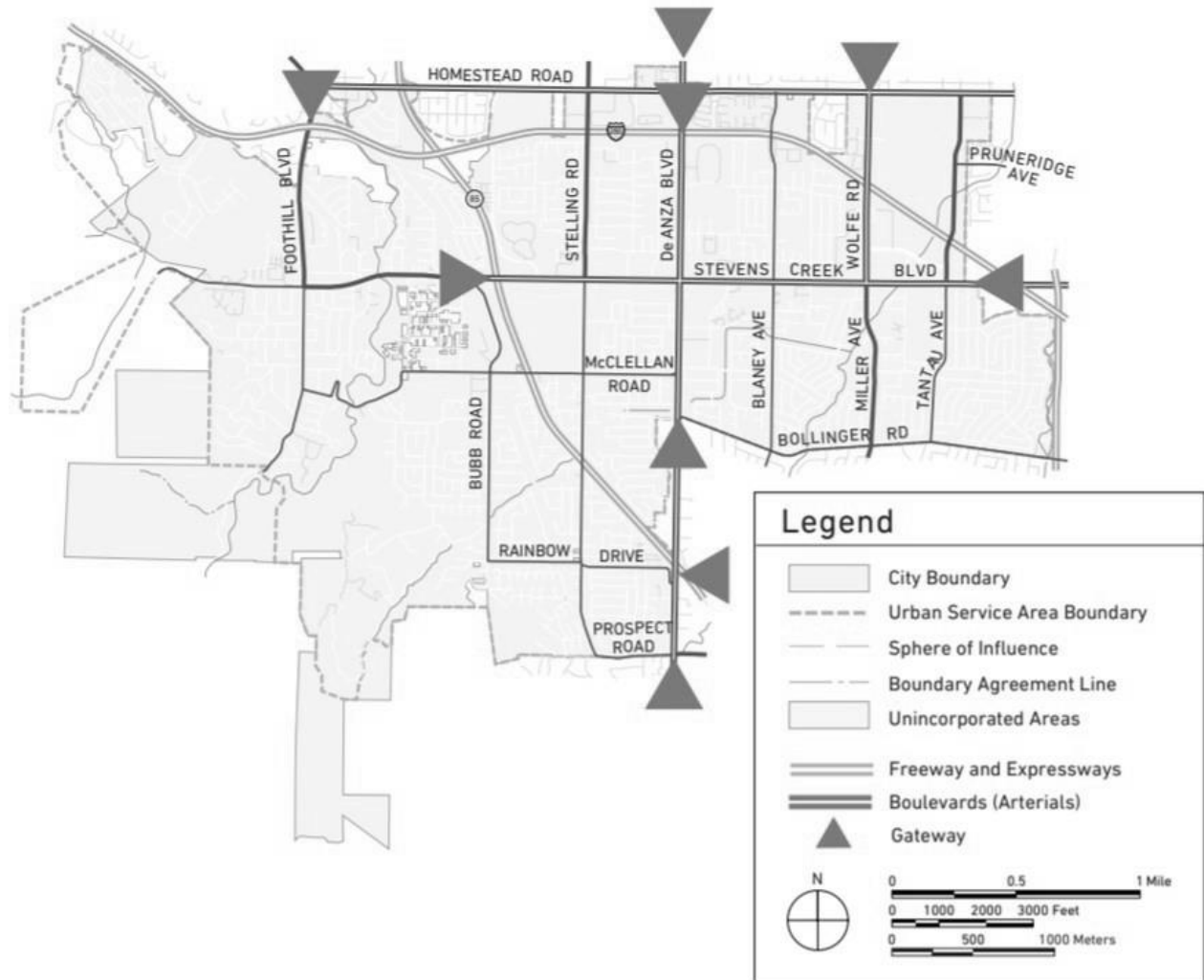
We are seeking public feedback and insight on potential future and currently approved sites for housing development. The City has designated 5 housing element sites for the current cycle, FY 2015-2023, and has approved them all. In the next cycle, the Council would like to approve more sites and would like public input for the next Housing Element update, FY 2023-2030. We would also like public input on issues such as affordable housing, housing density, building heights, and other housing-related issues that you feel should be addressed.

Make sure your voice is heard by taking our short online survey!

City of Cupertino: Zoning Map



City of Cupertino: Major Streets and Gateways





CITY OF CUPERTINO

City of Cupertino Housing Survey

General Information

1. What is the ZIP code where you currently live?

2. Which of the following best describes you? (Select all that apply)

- ☐ I am a resident of Cupertino
- ☐ I work/study in Cupertino
- ☐ I own a business in Cupertino
- ☐ I own property in Cupertino
- ☐ I am/represent a developer
- ☐ Other (please specify)

3. What best describes your current housing situation?

- ☐ Homeowner
- ☐ Renter
- ☐ Living with others but not paying rent or mortgage
- ☐ Living with others and assisting with paying rent or mortgage
- ☐ Currently experiencing homelessness
- ☐ Other/Prefer not to say (please specify)



CITY OF CUPERTINO

City of Cupertino Housing Survey

Part 1: Housing Density, Mixed Use Composition

4. What impacts of higher-density housing developments concern you?

Intent: To identify greatest concerns of residents for future housing development projects.

- ☐ Increased traffic
- ☐ Burden on local schools
- ☐ Lack of parks/open space
- ☐ Lack of bike lanes
- ☐ Other

5. What elements should a new housing development include?

Intent: To identify greatest desired elements for future housing development projects.

- ☐ Mixed used element (retail space within housing)
- ☐ Bike/pedestrian pathways & facilities
- ☐ Park/Open space
- ☐ Sufficient spacing and landscaping (setback from right of way)
- ☐ Ample on street/off street parking
- ☐ Other

6. Cupertino currently has a target of 3 acres of parkland per 1,000 residents. As we continue to have more housing development in the City, what do you think Cupertino needs in terms of park/open space?

- ☐ Needs more park/open spaces in the City
- ☐ Has adequate of existing park/open spaces in the City
- ☐ Needs more existing park/open spaces in the City
- ☐ Other (please specify)



CITY OF CUPERTINO

City of Cupertino Housing Survey


Part 1: Housing Density, Mixed Use Composition

7. Referring to the pictures below, and realizing that economic pressures are pushing for higher density, what is your preferred density of housing? Please rank in order of preference.


Intent: To identify what level of density is most desired for future housing development projects.



20 units per acre




25 units per acre





35 units per acre



Don't know



City of Cupertino Housing Survey

Part 1: Housing Density, Mixed Use Composition

8. In residential mixed-use development, how much retail space do you think would be desirable?

Note: Retail space means an establishment, other than an office or eating and drinking establishment that is primarily engaged in the rental or sale of goods, merchandise, or services to the general public and not to wholesale clients or accounts.

Intent: To identify desired percentage of retail space allocated for future mixed-use housing development projects.

☐ About 10% of the project

☐ About 33% of the project

☐ About 50% of the project

☐ Don't know

☐ Other (please specify)





CITY OF CUPERTINO

City of Cupertino Housing Survey

Part 1: Housing Density, Mixed Use Composition

9. Viewing the examples of building heights below, please choose which height do you feel is most in keeping with the overall character of the City?

Intent: To identify which building heights are desired in each area to maintain the character of those neighborhoods.



Building Height

Stelling Gateway

North De Anza Gateway

North De Anza Special Area

North Vallco Gateway

City Center Node

North Crossroads Node

Oaks Gateway

Other (please specify)



City of Cupertino Housing Survey

Part 1: Housing Density, Mixed Use Composition

10. In general, are there areas in Cupertino where increased heights would be acceptable? Please check all that may apply.

Intent: To identify potential locations for future housing development projects with increased heights.

- ☐ Near freeways
- ☐ Appropriately setback from single-family neighborhoods
- ☐ Near office parks
- ☐ Near public transportation
- ☐ All of the above
- ☐ None of the above
- ☐ I don't understand the question
- ☐ Other (please specify)



CITY OF CUPERTINO

City of Cupertino Housing Survey

Part 2: Types of Housing Units

The City of Cupertino's Regional Housing Needs Allocation (RHNA) identified the need for 1,064 additional housing units to be built. (Source: *Final RHNA, 2015-2023*)

11. What size of housing units are most needed in the City? (Please select at least two of the following choices)
Intent: To identify which kind(s) of floorplans residents believe are most needed in the City.

☐ Studio Apartment



☐ 1-bedroom units



☐ 2-bedroom units



☐ 3- or more-bedroom units



☐ Don't know

Note: Floorplans are examples of possible housing units and not exact representations of actual housing units. Source: First two images from: [StreetEasy Reads](#). Third image from: [TLC Properties](#).

12. The state currently mandates Cupertino to build 1064 in the current 8 year Housing Element cycle, in the next Housing Element cycle that will start in 2023, the state will likely mandate 4500-6000 units for Cupertino. Are you aware of this?

☐ Yes

☐ No

☐ Other (please specify)

13. Would you like to be further involved with the community engagement that will occur with the housing development likely to result from mandate mentioned in #12?

☐ Yes

☐ No

14. Junior/Accessory dwelling units (JADU/ADUs)/, also called second units, granny units, casitas, or cottages, are allowed in all residential zoning districts where single family residences are allowed to promote the goal of affordable housing within the City. Are you aware of these types of allowable units?

☐ Yes

☐ No

☐ Yes/No, and I support this

☐ Yes/No, but I have the following concern(s):



City of Cupertino Housing Survey

Part 2: Types of Housing Units

15. What type of housing units do you think the City needs more? Please select all that apply.

Intent: To identify which kind(s) of housing units residents believe are most needed in the City.

☐ Detached single-family units

☐ Below Market-Rate units

☐ Multi-family/Apartment units

Mixed-Use complexes (housing and commercial/retail)

☐ Townhome/Condominium units

☐ Housing units for people with mental or physical disabilities

☐ Senior housing units

☐ Supportive housing units

Note: Supportive housing assists homeless persons in the transition from homelessness, and to promote the provision of supportive housing to homeless persons to enable them to live as independently as possible.

☐ Don't know

☐ Other (please specify)

16. What factors are most important to you when choosing your home or apartment? Please select all that apply.

Intent: To identify which kind(s) of amenities or services residents believe are most desirable when looking for housing.

☐ Cost

☐ Near bus/transit stops

☐ Close to services (commercial/retail/public facilities/health care facilities)

☐ Close to work

☐ Close to schools

☐ Low crime rate

☐ Disabled-friendly

☐ Prefer not to say

☐ Other (please specify)

17. Do you have any additional thoughts, ideas, or comments?



CITY OF CUPERTINO

City of Cupertino Housing Survey

Survey Completed!

Thank you for taking the time to fill out the City of Cupertino Housing Survey. If you have additional questions or concerns, please visit www.cupertino.org/insert URL)