





CITY OF  
CUPERTINO



AMERICANS WITH DISABILITIES ACT  
self evaluation and transition plan

APPENDICES

MARCH 2015

## Appendices

Appendix A: Program Accessibility Questionnaire

Appendix B: Public Meeting Minutes

Appendix C: Facility Reports for City Buildings and Parks

Appendix D: Public Rights-of-Way Reports for City Facilities

Appendix E: Grievance Form

## Appendix A: Program Accessibility Questionnaire

# City of Cupertino Programs, Activities, and Services Accessibility Survey

## 1. Introduction: Americans with Disabilities Act Programs, Services, and Activ...

### BACKGROUND:

The City of Cupertino is preparing an Americans with Disabilities Act (ADA) Self-Evaluation and Transition Plan. As part of this process, you are requested to complete a self-assessment questionnaire that addresses the availability of programs, services, and activities for the public. Examples of programs, services, and activities include: obtaining a permit, participating in a City recreational program, or attending a public meeting such as a City Council meeting.

While some of the questions relate to City of Cupertino employee actions and training, the Self-Evaluation does not address employee-related work issues, which are covered in Title I of the ADA. All questions should be answered as they pertain to services, programs, and activities provided to the public.

Topics addressed in the Program Accessibility Questionnaire include:

- Description of Program Activities
- Accessible/Adaptive Equipment
- Customer Service
- Notice Requirements
- Printed Information
- Television and Audiovisual Public Information
- Website
- Public Telephones and Communication Devices
- Training and Staffing
- Program Eligibility Requirements and Admission
- Public Meetings
- Transportation Services
- Tours and Trips
- Use of Consultants
- Emergency Evacuation Procedures
- Facilities
- Special Events and Private Events on City Properties

This survey will take about 20-25 minutes to complete. Please respond to the survey by Friday, May 30, 2014. Responses will be sent directly to MIG. If you have any questions or need further assistance, please contact Ashley Tomerlin at (510)845-7549 or [ashleyt@migcom.com](mailto:ashleyt@migcom.com).

# City of Cupertino Programs, Activities, and Services Accessibility Survey

## 2. General description of the programs

“Programs” refers to programs, activities and services offered to the public.

Each City department or program that provides direct public service should complete a survey. For example, the Community Development Department would complete one survey for its Planning Division, one for its Building Division and another for its Engineering Division.

If you have questions about how many surveys to complete, please email Ashley Tomerlin, [ashleyt@migcom.com](mailto:ashleyt@migcom.com), or call (510) 845-7549.

**\* 1. Name of Department/Division:**

**\* 2. Name and title of person completing this questionnaire:**

**\* 3. Telephone number:**

**4. Email:**

**\* 5. Program name(s) and brief description of what your program does:**

**\* 6. Date program questionnaire filled out:**

Date:                      MM      DD      YYYY  
                                  /  /

## 3. ACCESSIBLE/ADAPTIVE EQUIPMENT

**\*1. Do you allow members of the public to use electronic equipment such as copying machines, personal computers?**

- ☐ Yes
- ☐ No
- ☐ Don't know
- ☐ Not applicable

If yes, please describe the electronic equipment the public is allowed to use:

## 4. ACCESSIBLE/ADAPTIVE EQUIPMENT - CONTINUED

**\*1. Do you ensure that electronic equipment is accessible to and usable by individuals with disabilities? For example, is microfiche provided on a lowered counter or a kiosk is located in an accessible workstation.**

- ☐ Yes
- ☐ No
- ☐ Don't know
- ☐ Not applicable

If yes please describe how you ensure that the equipment is accessible:

**\*2. Are auxiliary aids (such as a moveable light source, adjustable worktable levels, paper and pen, etc.) provided to assist persons with disabilities?**

- ☐ Yes
- ☐ No
- ☐ Don't know
- ☐ Not applicable

If yes, please describe.

# City of Cupertino Programs, Activities, and Services Accessibility Survey

## 5. CUSTOMER SERVICE

**\*1. If a department has a program that has eligibility requirements for participation, do they contain any of the following?**

**For example, your department offers a volunteer program to the public that would require an individual to meet specific physical fitness standards such as lifting 40 lbs or walking up and down stairs.**

- ☐ There are no eligibility requirements
- ☐ Don't know
- ☐ Physical fitness standards
- ☐ Mental fitness
- ☐ Performance requirements
- ☐ Safety Standards

If yes, how do you ensure that these policies do not discriminate against people with disabilities?

**\*2. Does your department make changes to standard operating procedures to include a person with disabilities? For example, allowing someone to bring a personal attendant with them to a recreation class or moving an event to an accessible location?**

- ☐ Yes
- ☐ No
- ☐ Don't know
- ☐ Not applicable

If yes, please describe the policy to make changes in standard operating procedures:



## City of Cupertino Programs, Activities, and Services Accessibility Survey

### \*3. Is there a formal procedure for making changes to standard operating procedures?

- ☐ Yes
- ☐ No
- ☐ Don't know
- ☐ Not applicable

If yes, please describe the procedure.

### \*4. Do you track accessibility requests?

- ☐ Yes
- ☐ No
- ☐ Don't know
- ☐ Not applicable

If yes, please list how many requests have you received and what the requests were for.

### \*5. Does your program charge an additional fee for people with disabilities for modifying programs?

- ☐ Yes
- ☐ No
- ☐ Don't know
- ☐ Not applicable

If yes, please describe.

## City of Cupertino Programs, Activities, and Services Accessibility Survey

**\*6. Does your department consult or work with any outside organizations or groups that assist people with disabilities such as the a Center for Independent Living or Senior Citizen's advocacy group?**

- ☐ Yes
- ☐ No
- ☐ Don't know
- ☐ Not applicable

If yes, please list the organizations.

**7. Does your department have any policies which exclude service animals, such as service dogs for the blind or signal dogs for the hearing impaired?**

- ☐ Yes
- ☐ No
- ☐ Don't know
- ☐ Not applicable

If yes, please describe your policy on service animals.

## 6. NOTICE REQUIREMENTS

**\*1. Do you have a non-discrimination statement that includes persons with disabilities?**

- ☐ Yes
- ☐ No
- ☐ Don't know
- ☐ Not applicable

Comments:

**\*2. Is a non-discrimination statement that includes information about how to reach the ADA coordinator posted in all departments in a location that maximizes public exposure?**

- ☐ Yes
- ☐ No
- ☐ Don't know
- ☐ Not applicable

If yes, please describe where the non-discrimination statement is posted.

**\*3. Do you notify all persons that your meetings, hearings, interviews, and conferences will be held in accessible locations and that adaptive/auxiliary aids (such as assistive listening devices, readers for the blind, pen and paper) will be provided, upon request, to participants with disabilities?**

- ☐ Yes
- ☐ No
- ☐ Don't know
- ☐ Not applicable

## City of Cupertino Programs, Activities, and Services Accessibility Survey

### **\*4. Do you know the procedure for filing a disability discrimination complaint?**

- ☐ Yes
- ☐ No
- ☐ Don't know

If yes, please describe the procedure for filing a discrimination complaint.

### **\*5. Do you notify all members of the public how and with whom to file a disability discrimination complaint?**

- ☐ Yes
- ☐ No
- ☐ Don't know
- ☐ Not applicable

If yes, please describe the process here.

## 7. PRINTED INFORMATION

**\*1. Does your department produce printed materials that are made available to the public?**

- ☐ Yes
- ☐ No
- ☐ Don't know
- ☐ Not applicable

Comments:

## 8. PRINTED INFORMATION - CONTINUED

### \*1. Who manages your printed materials?

- ☐ My department manages printed material
- ☐ Printed materials are managed centrally
- ☐ Both departmental and central management
- ☐ Don't know

Comments:

### \*2. How do you make documents and publications available to individuals with visual disabilities? (check all that apply):

- ☐ Do not provide any alternative formats upon request
- ☐ Don't know
- ☐ Audiotape
- ☐ Braille
- ☐ Electronic Copy
- ☐ Large print

Other: please list

### \*3. Do you make the content of documents and publications available in simple, easy-to-understand language for individuals with learning disabilities?

- ☐ Yes
- ☐ No
- ☐ Don't know

Comments:

## City of Cupertino Programs, Activities, and Services Accessibility Survey

### **\*4. Does your department include images of people with disabilities?**

- ☐ Yes, we include photos of people with disabilities
- ☐ No, we include photos of people, but do not show any images of people with disabilities.
- ☐ Do not include any photos of people in publications
- ☐ Don't know

Comments:

## 9. TELEVISION AND AUDIOVISUAL INFORMATION

**\*1. Does your department prepare audiovisual or televised presentations or website demonstrations/webinars for the public or make audiovisual presentations to the public?**

- ☐ Yes
- ☐ No
- ☐ Don't know
- ☐ Not applicable

Comment:



## 10. TELEVISION AND AUDIOVISUAL INFORMATION - CONTINUED

**\*1. How do you make audiovisual or televised or on-line presentations prepared or presented by your department to the public accessible to individuals with disabilities? Please check all that apply.**

- ☐ Captioning
- ☐ Transcription
- ☐ Do not provide alternative formats upon request

Please list other alternative formats:

**\*2. What type of audiovisual presentations (film, videotape, television) does your department provide?**

**\*3. If you show people in your audiovisual presentations, do you also portray individuals with disabilities in your audiovisual presentations?**

- ☐ Yes
- ☐ No
- ☐ Don't know

Comments:

## 11. WEBSITE

### \*1. Does your department have a website?

- ☐ Yes
- ☐ No
- ☐ Don't know
- ☐ Not applicable

If yes, please list the website:

## 12. WEBSITE - CONTINUED

### \*1. What information is provided on this site?

### \*2. Does your department's website include information about accessibility of facilities (parking, bathrooms, assistive listening devices, etc.) where programs or services are offered?

- ☐ Yes
- ☐ No
- ☐ Don't know
- ☐ Not applicable

If yes, please describe briefly what information is provided about accessibility:

### \*3. Does your department ensure that its website is usable by individuals with disabilities, including those who use speaking browsers?

- ☐ Yes
- ☐ No
- ☐ Don't know

If yes, please describe the process for testing website accessibility:

### \*4. Are the documents provided on your website for downloading accessible to persons with visual disabilities?

- ☐ Yes
- ☐ No
- ☐ Don't know

If yes, please describe briefly how downloadable files are tested for accessibility:

## City of Cupertino Programs, Activities, and Services Accessibility Survey

**\*5. Is information regarding your departments facilities, programs and services created and managed by the department or by others?**

- ☐ By others?
- ☐ By the department?
- ☐ A combination?

Please describe.

## 13. PUBLIC TELEPHONES AND COMMUNICATION DEVICES

### \*1. Do you communicate by telephone with individuals with hearing or speech difficulties?

- ☐ Yes
- ☐ No
- ☐ Don't know
- ☐ Not applicable

Comments:

### 2. Have you ever used a Text Telephone (TTY) to communicate with the deaf?

- ☐ Yes
- ☐ No
- ☐ Don't know

If yes, list the location, telephone number, and organization in which the TTY number is listed:

### \*3. Do any staff members use the California Relay Service (711)?

- ☐ Yes
- ☐ No
- ☐ Don't know

Comments:

### \*4. Do you publish your TTY number or California Relay Service numbers in all materials where a phone number is listed?

- ☐ Yes
- ☐ No
- ☐ Don't know

Comments:

## City of Cupertino Programs, Activities, and Services Accessibility Survey

**\*5. Do you train your staff in operating a TTY or other means of communicating over the telephone with a person with a hearing or speech disability?**

- ☐ Yes
- ☐ No
- ☐ Don't know

Comments:

## 14. TRAINING AND STAFFING

### \*1. Do any staff members have contact with the public?

- ☐ Yes
- ☐ No
- ☐ Don't know
- ☐ Not applicable

Comments:

### \*2. How do you inform staff members who have contact with the public of your department's obligations and policies that enable persons with disabilities to participate in programs or activities?

### \*3. Do your staff receive training on interacting with people with disabilities?

- ☐ Yes, staff training provided
- ☐ Don't know
- ☐ No, staff do not receive training

If yes, please describe your staff training process:

### \*4. Are there staff members in your department who provide emergency services to the public?

- ☐ Yes
- ☐ No
- ☐ Don't know
- ☐ Not applicable

If yes, have they had training in American Sign Language or other means of communicating in emergency situations with people who have hearing or speech impairments?

## City of Cupertino Programs, Activities, and Services Accessibility Survey

**\*5. Are there other staff members who would be able to provide better customer service if they had training in American Sign Language (ASL) or other means of communicating with people who have hearing impairments?**

- ☐ Yes
- ☐ No
- ☐ Don't know
- ☐ Not applicable

If yes, please list staff who would benefit from receiving emergency American Sign Language training:



## 15. PROGRAM ELIGIBILITY REQUIREMENTS AND ADMISSION

**\*1. Are there any limitations or ratios for the number of people with disabilities who may participate in or be admitted to any department program? For example exams, testing for level of ability, age requirements, etc.**

- ☐ Yes
- ☐ No
- ☐ Don't know
- ☐ Not applicable

If yes, please describe the limitations and programs:

**\*2. Does your program use any criteria (for example good health, residency, letters of recommendation) or written and/or oral tests (including level of skill or achievement, or other factor being tested) in the admissions process?**

- ☐ Yes
- ☐ No
- ☐ Don't know
- ☐ Not applicable

If yes, please list the participation requirements.

**\*3. Are there any forms required for admission to the program (for example, tests and/or the submission of other admissions criteria such as certificates?).**

- ☐ Yes
- ☐ No
- ☐ Don't know
- ☐ Not applicable

If yes, please send sample forms to [ashleyt@migcom.com](mailto:ashleyt@migcom.com).

## City of Cupertino Programs, Activities, and Services Accessibility Survey

**\*4. Do the forms contain a notice that the City does not discriminate against people with disabilities?**

- ☐ Yes
- ☐ No
- ☐ Don't know
- ☐ Not applicable

Comments:

**\*5. Is an interview required prior to an applicant's entrance into the program?**

- ☐ Yes
- ☐ No
- ☐ Don't know
- ☐ Not applicable

Comments:

## 16. PUBLIC MEETINGS

### \*1. Does your department hold public meetings?

- ☐ Yes
- ☐ No
- ☐ Don't know
- ☐ Not applicable

Comments:

## 17. PUBLIC MEETINGS - CONTINUED

**\*1. Do you require that public meetings, hearings, and conferences be held in accessible locations?**

- ☐ Yes
- ☐ No
- ☐ Don't know

Comments:

**\*2. Are American Sign Language interpreters, readers, or adaptive equipment provided when requested for meetings, interviews, and conferences?**

- ☐ Yes
- ☐ No
- ☐ Don't know

If yes, how much advanced notice is required to provide accommodations?

**\*3. Do you ensure that all individuals with hearing disabilities who do not read sign language can participate effectively in meetings, conferences, and hearings via assistive listening devices or other means?**

- ☐ Yes
- ☐ No
- ☐ Don't know

Comments:

## 18. TRANSPORTATION SERVICES

**\*1. Do you provide transportation to volunteers, program participants, visitors, and others who participate in your programs?**

- ☐ Yes
- ☐ No
- ☐ Don't know
- ☐ Not applicable

Please describe.

## 19. TRANSPORTATION SERVICES - CONTINUED

**\*1. Do you have procedures to make transportation accessible to persons who have visual disabilities?**

- ☐ Yes
- ☐ No
- ☐ Don't Know

If yes, please describe the procedures.

**\*2. Do you have procedures to make transportation accessible to persons who have hearing disabilities?**

- ☐ Yes
- ☐ No
- ☐ Don't Know

If yes, please describe the procedures.

**\*3. Do you have procedures to make transportation accessible to persons who have mobility disabilities?**

- ☐ Yes
- ☐ No
- ☐ Don't Know

If yes, please describe the procedures.

**\*4. Do you have procedures to make transportation accessible to persons who have learning disabilities?**

- ☐ Yes
- ☐ No
- ☐ Don't Know

If yes, please describe the procedures.

## 20. TOURS AND TRIPS

**\*1. Does your department provide facility tours or organize trips for members of the public?**

- ☐ Yes
- ☐ No
- ☐ Don't know
- ☐ Not applicable

If yes, please list the tours and trips.

## 21. TOURS AND TRIPS - CONTINUED

**\*1. Do you have procedures to make tours and trips accessible to persons who have visual disabilities?**

- ☐ Yes
- ☐ No
- ☐ Don't Know

If yes, please describe the procedures.

**\*2. Do you have procedures to make tours and trips accessible to persons who have hearing disabilities?**

- ☐ Yes
- ☐ No
- ☐ Don't Know

If yes, please describe the procedures.

**\*3. Do you have procedures to make tours and trips accessible to persons who have mobility disabilities?**

- ☐ Yes
- ☐ No
- ☐ Don't Know

If yes, please describe the procedures.

**\*4. Do you have procedures to make tours and trips accessible to persons who have learning disabilities?**

- ☐ Yes
- ☐ No
- ☐ Don't Know

If yes, please describe the procedures.



## 22. CONSULTANTS

**\*1. Do you use consultants to conduct programs on behalf of your department?**

- ☐ Yes
- ☐ No
- ☐ Don't know
- ☐ Not applicable

If yes, please list what consultants.

## 23. CONSULTANTS - CONTINUED

**\*1. Do you ensure that consultants are aware of their obligations to facilitate participation of individuals with disabilities in programs or activities operated on behalf of your department?**

- ☐ Yes
- ☐ No
- ☐ Don't know
- ☐ Not applicable

If yes, please describe the procedures.

**\*2. Do you monitor this obligation?**

- ☐ Yes
- ☐ No
- ☐ Don't know
- ☐ Not applicable

If yes, please describe your department's procedure:

## 24. EMERGENCY EVACUATION PROCEDURES

### **\*1. Do you notify individuals with visual disabilities of emergencies and evacuation procedures?**

- ☐ Yes
- ☐ No
- ☐ Don't Know

If yes, describe the equipment and/or procedures do you use to notify individuals with visual disabilities of emergencies and evacuation procedures:

### **\*2. Do you notify individuals with hearing disabilities of emergencies and evacuation procedures?**

- ☐ Yes
- ☐ No
- ☐ Don't Know

If yes, describe the equipment and/or procedures do you use to notify individuals with hearing disabilities of emergencies and evacuation procedures:

### **\*3. Do you notify individuals with mobility disabilities of emergencies and evacuation procedures?**

- ☐ Yes
- ☐ No
- ☐ Don't Know

If yes, describe the equipment and/or procedures do you use to notify individuals with mobility disabilities of emergencies and evacuation procedures:

## City of Cupertino Programs, Activities, and Services Accessibility Survey


### **\*4. Do you notify individuals with learning disabilities of emergencies and evacuation procedures?**

- ☐ Yes
- ☐ No
- ☐ Don't Know

If yes, describe the equipment and/or procedures do you use to notify individuals with learning disabilities of emergencies and evacuation procedures:

## 25. FACILITIES

**\*1. List all facilities, or portions of facilities, used for department programs. For each facility, designate the activity for which it is used. (Note: Facilities leased or otherwise used from another person/organization should also be included).**



**\*2. Have you had requests for improving accessibility to your department's programs or facilities?**

- ☐ Yes
- ☐ No
- ☐ Don't know
- ☐ Not applicable

If yes, please describe how many requests and what the requests were for.



## 26. SPECIAL EVENTS AND PRIVATE EVENTS ON PUBLIC PROPERTIES

**\*1. Does your department organize special events or do you help facilitate private events on City property such as a park or City building?**

- ☐ Yes
- ☐ No
- ☐ Don't know
- ☐ Not applicable

If yes, please describe briefly the type of event and what types of outside organizations are involved.

## 27. SPECIAL EVENTS AND PRIVATE EVENTS ON PUBLIC PROPERTIES - CONTINUED

**\*1. Do you ensure that both private entities and your staff are aware of their obligations to facilitate participation of individuals with disabilities in these special events or private events held on public property?**

- ☐ Yes
- ☐ No
- ☐ Don't Know
- ☐ Not applicable


If yes, please describe your department's procedures.

## 28. LAST QUESTION

**1. Thank you for completing this survey. This is the last question on the survey.**

**Do you have any accessibility questions for us? Please use this box below for any other questions or comments.**

**When you are done with the survey, please click on the "done" button. Once you click on the "done" button, you will not be able to edit or change your answers to this survey.**





# City of Cupertino Programs, Activities, and Services Accessibility Survey

## Q1 Name of Department/Division:

Answered: 11 Skipped: 0

#	Responses	Date
1	City Attorney's Office	6/18/2014 12:18 PM
2	Public Works Engineering	6/18/2014 10:04 AM
3	Technology Department/IT Division	6/5/2014 4:41 PM
4	City Clerk	6/4/2014 8:54 PM
5	Administrative Services / Human Resources	6/3/2014 5:02 PM
6	Administrative Services and City Manager	6/3/2014 3:54 PM
7	Grounds	5/30/2014 10:05 AM
8	Public Works - Maintenance	5/23/2014 12:26 PM
9	Community Development / Building	5/22/2014 8:41 AM
10	Parks and Recreation	5/21/2014 10:49 AM
11	Facilities	5/14/2014 7:45 AM

## City of Cupertino Programs, Activities, and Services Accessibility Survey

### Q2 Name and title of person completing this questionnaire:

Answered: 11 Skipped: 0

#	Responses	Date
1	Colleen Winchester	6/18/2014 12:18 PM
2	Chad Mosley, Senior Engineer	6/18/2014 10:04 AM
3	Mariyah Serratos	6/5/2014 4:41 PM
4	Grace Schmidt City Clerk	6/4/2014 8:54 PM
5	May Sui, HR Asisstant	6/3/2014 5:02 PM
6	Kristina Alfaro Interim Director of Administrative Services	6/3/2014 3:54 PM
7	John Bisely	5/30/2014 10:05 AM
8	Roger Lee, Assistant Director of Public Works	5/23/2014 12:26 PM
9	Sean Hatch / Building Inspector	5/22/2014 8:41 AM
10	Karen Levy	5/21/2014 10:49 AM
11	Chris Orr	5/14/2014 7:45 AM

## City of Cupertino Programs, Activities, and Services Accessibility Survey

### Q3 Telephone number:

Answered: 11 Skipped: 0

#	Responses	Date
1	(408) 777-3404	6/18/2014 12:18 PM
2	4087777604	6/18/2014 10:04 AM
3	408-777-3189	6/5/2014 4:41 PM
4	408-777-3224	6/4/2014 8:54 PM
5	408-777-3380	6/3/2014 5:02 PM
6	777 7608	6/3/2014 3:54 PM
7	408-777-3270	5/30/2014 10:05 AM
8	1-408-777-3350	5/23/2014 12:26 PM
9	408-777-3231	5/22/2014 8:41 AM
10	408-777-3123	5/21/2014 10:49 AM
11	408 777 3272	5/14/2014 7:45 AM

## City of Cupertino Programs, Activities, and Services Accessibility Survey

### Q4 Email:

Answered: 10 Skipped: 1

#	Responses	Date
1	colleenw@cupertino.org	6/18/2014 12:18 PM
2	mariyahs@cupertino.org	6/5/2014 4:41 PM
3	graces@cupertino.org	6/4/2014 8:54 PM
4	mays@cupertino.org	6/3/2014 5:02 PM
5	kristinaa@cupertino.org	6/3/2014 3:54 PM
6	Johnb@cupertino.org	5/30/2014 10:05 AM
7	Rogerl@cupertino.org	5/23/2014 12:26 PM
8	seanh@cupertino.org	5/22/2014 8:41 AM
9	karenl@cupertino.org	5/21/2014 10:49 AM
10	chriso@cupertino.org	5/14/2014 7:45 AM

# City of Cupertino Programs, Activities, and Services Accessibility Survey

## Q5 Program name(s) and brief description of what your program does:

Answered: 11 Skipped: 0

#	Responses	Date
1	The City Attorney's Office is the legal counsel to the City Council, City Commissions, City Manager and staff.	6/18/2014 12:18 PM
2	Reviews Development Projects for the Public Works Department. Interact with the Public over the counter. Perform traffic engineering functions.	6/18/2014 10:04 AM
3	The IT Division supports all related computing, networking, business applications installation, configuration, maintenance and support.	6/5/2014 4:41 PM
4	City Council agendas and legislative actions Public Records requests City Council elections Boards and Commissions Legal noticing Customer service ETC. :-)	6/4/2014 8:54 PM
5	Human Resources: - Recruitment and Employee Retention - Benefit Programs - Payroll Changes - Employee Training and Development - Performance Evaluations - Employee Relations - Negotiations - Risk Management	6/3/2014 5:02 PM
6	Finance - administers payroll, a/p, a/r and budget and financial reporting Human Resources - handles recruitment, policy, retention, training, workers' compensation, employee relations	6/3/2014 3:54 PM
7	Maintenance	5/30/2014 10:05 AM
8	Public works maintenance is responsible for the divisions of Facilities, Grounds (parks and sport fields - we do not program recreational activities), Trees & Right of Way (street trees and medians), Streets (pavement signs and markings, storm drain, street lights and hazardous materials) and Fleet	5/23/2014 12:26 PM
9	The processing of building permits for any new construction, alterations, and additions to residential and commercial developments within the city limits.	5/22/2014 8:41 AM
10	See department website: <a href="http://www.cupertino.org/index.aspx?page=177">http://www.cupertino.org/index.aspx?page=177</a>	5/21/2014 10:49 AM
11	Maintain Buildings	5/14/2014 7:45 AM

## Q6 Date program questionnaire filled out:

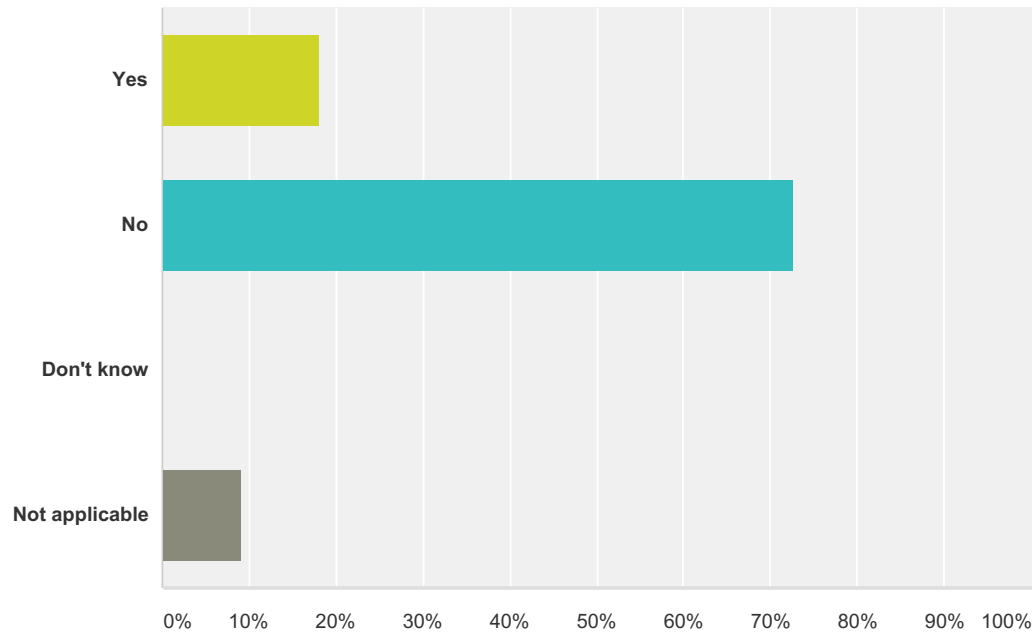
Answered: 11 Skipped: 0

Answer Choices	Responses
Date:	100.00% 11

#	Date:	Date
1	06/17/2014	6/18/2014 12:18 PM
2	06/18/2014	6/18/2014 10:04 AM
3	06/05/2014	6/5/2014 4:41 PM
4	06/04/2014	6/4/2014 8:54 PM
5	06/03/2014	6/3/2014 5:02 PM
6	06/03/2014	6/3/2014 3:54 PM
7	03/30/2014	5/30/2014 10:05 AM
8	05/23/2014	5/23/2014 12:26 PM
9	05/22/2014	5/22/2014 8:41 AM
10	05/21/2014	5/21/2014 10:49 AM
11	05/14/2014	5/14/2014 7:45 AM

### Q7 Do you allow members of the public to use electronic equipment such as copying machines, personal computers?

Answered: 11 Skipped: 0

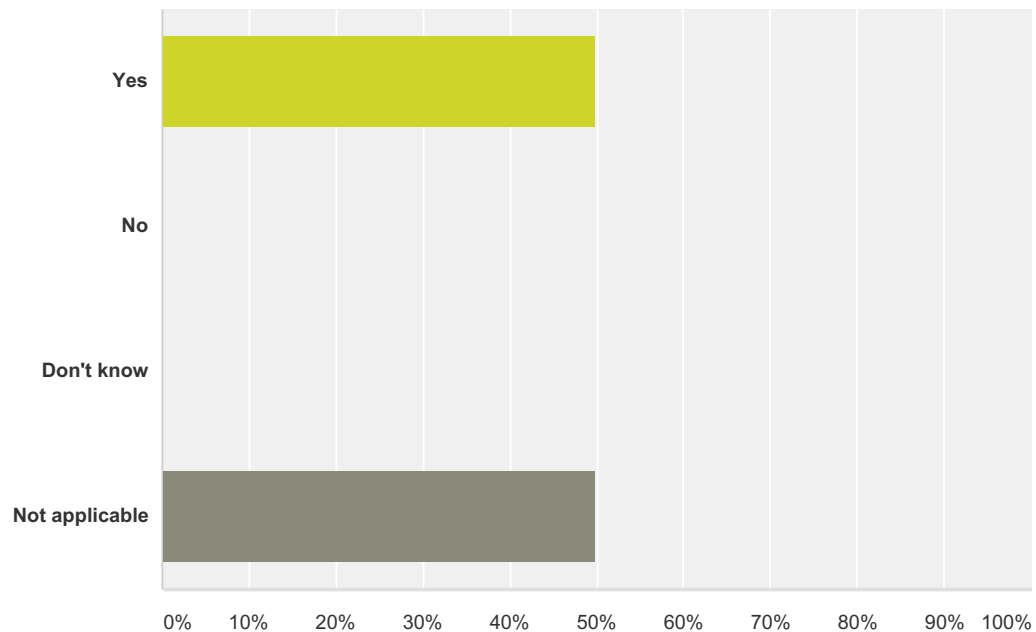


Answer Choices	Responses
Yes	18.18% 2
No	72.73% 8
Don't know	0.00% 0
Not applicable	9.09% 1
<b>Total</b>	<b>11</b>

#	If yes, please describe the electronic equipment the public is allowed to use:	Date
1	Only Block Leaders can use our copy machine. We don't allow any other members of the public to use any equipment.	6/4/2014 8:54 PM
2	Computer lab (pc's and apple computers) at the Senior Center computer lab	5/21/2014 10:53 AM

**Q8 Do you ensure that electronic equipment is accessible to and usable by individuals with disabilities? For example, is microfiche provided on a lowered counter or a kiosk is located in an accessible workstation.**

Answered: 2 Skipped: 9



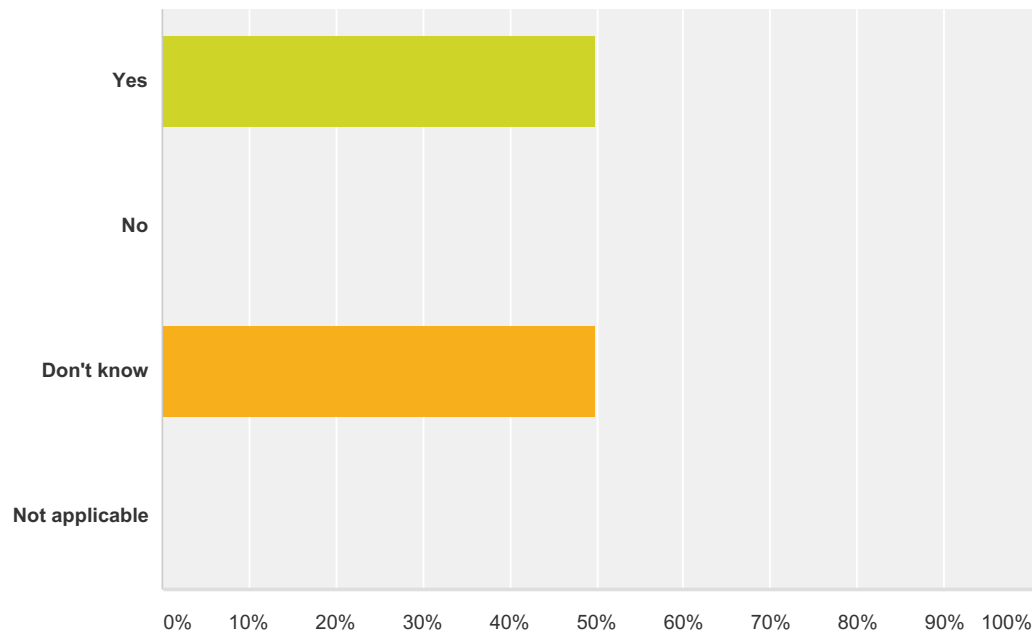
Answer Choices	Responses	
Yes	50.00%	1
No	0.00%	0
Don't know	0.00%	0
Not applicable	50.00%	1
<b>Total</b>		<b>2</b>

#	If yes please describe how you ensure that the equipment is accessible:	Date
1	adjustable tables	5/21/2014 10:54 AM



**Q9 Are auxiliary aids (such as a moveable light source, adjustable worktable levels, paper and pen, etc.) provided to assist persons with disabilities?**

Answered: 2 Skipped: 9

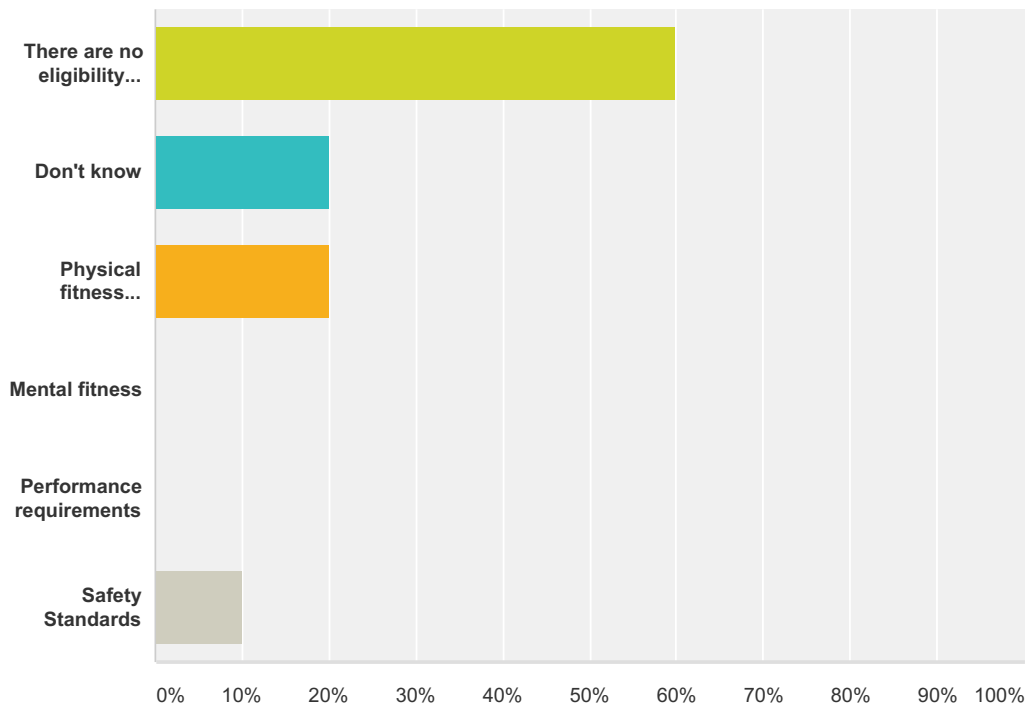


Answer Choices	Responses
Yes	50.00% 1
No	0.00% 0
Don't know	50.00% 1
Not applicable	0.00% 0
<b>Total</b>	<b>2</b>

#	If yes, please describe.	Date
1	provided when requested	5/21/2014 10:54 AM

**Q10 If a department has a program that has eligibility requirements for participation, do they contain any of the following? For example, your department offers a volunteer program to the public that would require an individual to meet specific physical fitness standards such as lifting 40 lbs or walking up and down stairs.**

Answered: 10 Skipped: 1



Answer Choices	Responses
There are no eligibility requirements	60.00% 6
Don't know	20.00% 2
Physical fitness standards	20.00% 2
Mental fitness	0.00% 0
Performance requirements	0.00% 0
Safety Standards	10.00% 1
<b>Total Respondents: 10</b>	

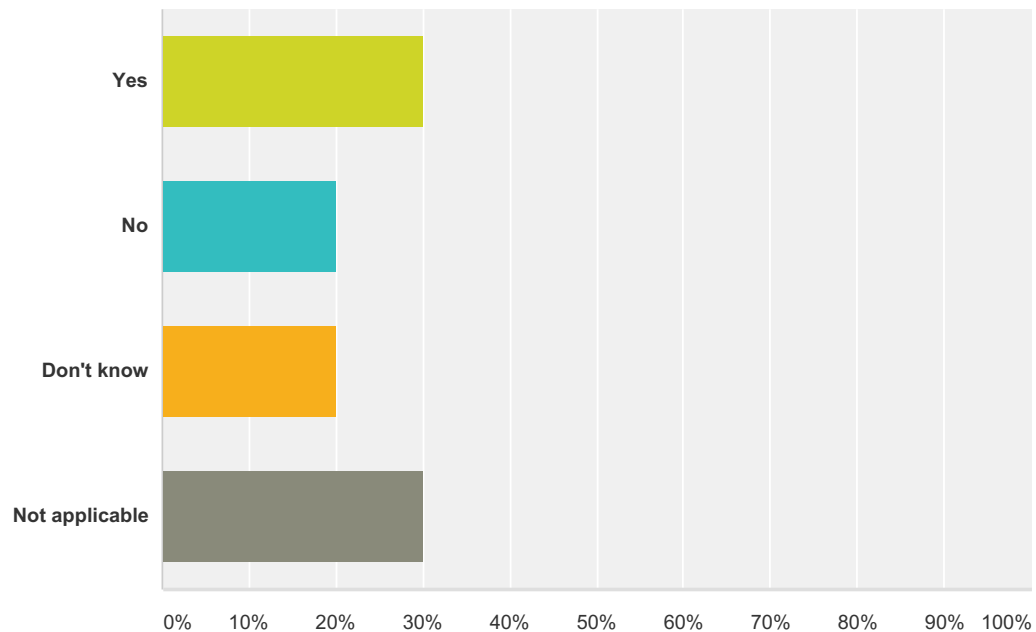
#	If yes, how do you ensure that these policies do not discriminate against people with disabilities?	Date
1	The department does not offer programs.	6/18/2014 12:54 PM
2	I trust our HR Department to guide us through developing minimum requirements for recruitment.	6/5/2014 4:44 PM

## City of Cupertino Programs, Activities, and Services Accessibility Survey

3	We ask people with disabilities to self-identify so that we can make reasonable accommodations.	6/3/2014 5:06 PM
---	---	------------------

**Q11 Does your department make changes to standard operating procedures to include a person with disabilities? For example, allowing someone to bring a personal attendant with them to a recreation class or moving an event to an accessible location?**

Answered: 10 Skipped: 1

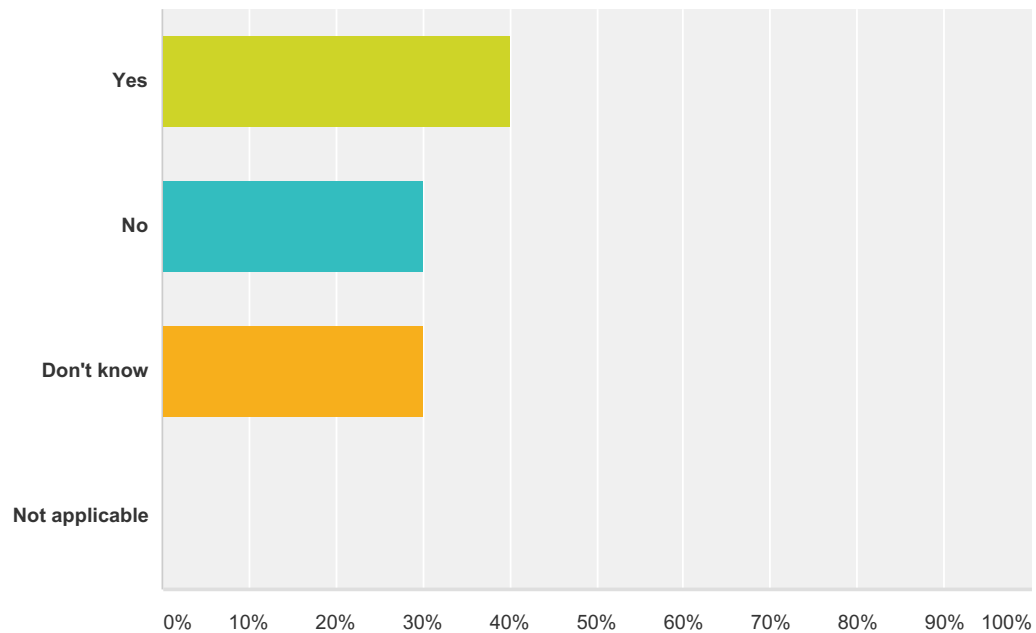


Answer Choices	Responses
Yes	30.00% 3
No	20.00% 2
Don't know	20.00% 2
Not applicable	30.00% 3
<b>Total</b>	<b>10</b>

#	If yes, please describe the policy to make changes in standard operating procedures:	Date
1	If the situation presented itself, City Attorney would make changes in consultation with Human Resources.	6/18/2014 12:54 PM
2	We provide hearing devices at Council meetings.	6/4/2014 8:59 PM
3	Our SOP includes reasonable accommodations.	6/3/2014 5:06 PM
4	We accommodate everyone as needed. We ask people to let us know when the register.	5/21/2014 10:58 AM

## Q12 Is there a formal procedure for making changes to standard operating procedures?

Answered: 10 Skipped: 1

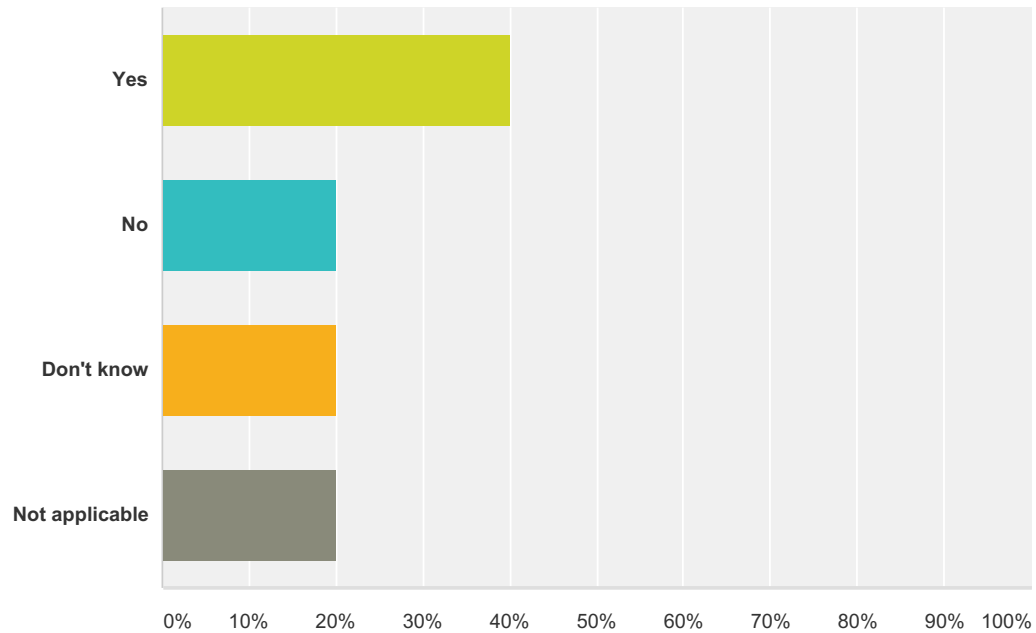


Answer Choices	Responses
Yes	40.00% 4
No	30.00% 3
Don't know	30.00% 3
Not applicable	0.00% 0
<b>Total</b>	<b>10</b>

#	If yes, please describe the procedure.	Date
1	In our department, the City Attorney makes changes to procedures.	6/18/2014 12:54 PM
2	Public Works only procedures are reviewed internally within public works and approved at Department Head level.	5/23/2014 12:32 PM
3	Internal policies and procedures are created and managed by the Building Official.	5/22/2014 8:42 AM
4	We ask people to let us know when they register and we make needed adjustments and accommodations	5/21/2014 10:58 AM

### Q13 Do you track accessibility requests?

Answered: 10 Skipped: 1

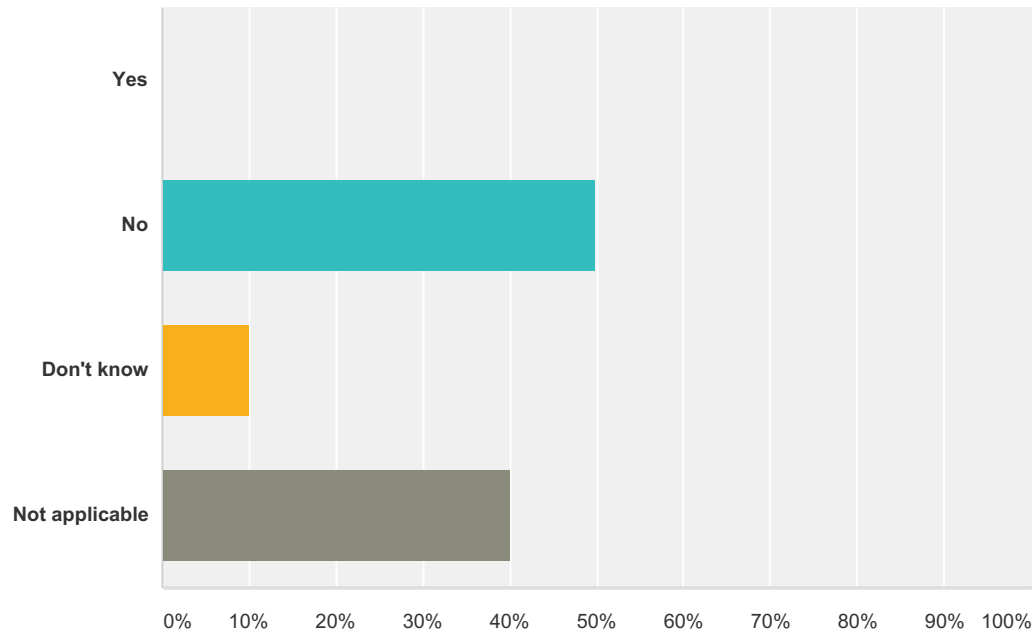


Answer Choices	Responses
Yes	40.00% 4
No	20.00% 2
Don't know	20.00% 2
Not applicable	20.00% 2
<b>Total</b>	<b>10</b>

#	If yes, please list how many requests have you received and what the requests were for.	Date
1	But none have been received.	6/18/2014 12:54 PM
2	We've received one complaint in the last year regarding a public sidewalk that is constructed of paver stones.	6/18/2014 10:08 AM
3	recorded on their user profile on our program management system	5/21/2014 10:58 AM
4	One Remove air fresheners in rest rooms (scent sensitive)	5/14/2014 7:48 AM

### Q14 Does your program charge an additional fee for people with disabilities for modifying programs?

Answered: 10 Skipped: 1

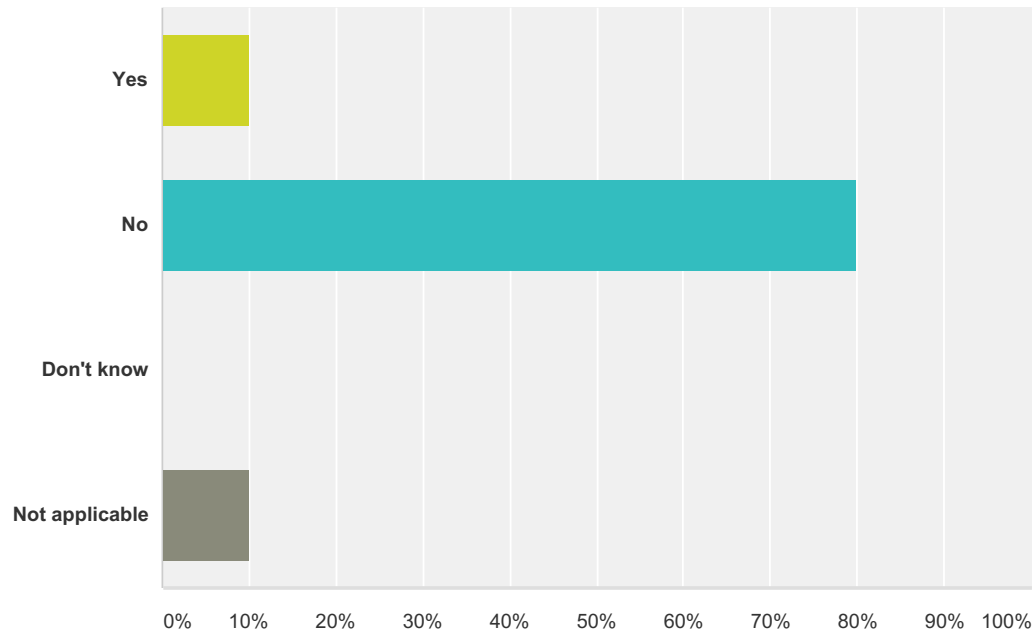


Answer Choices	Responses
Yes	0.00% 0
No	50.00% 5
Don't know	10.00% 1
Not applicable	40.00% 4
<b>Total</b>	<b>10</b>

#	If yes, please describe.	Date
	There are no responses.	

**Q15 Does your department consult or work with any outside organizations or groups that assist people with disabilities such as the a Center for Independent Living or Senior Citizen's advocacy group?**

Answered: 10 Skipped: 1



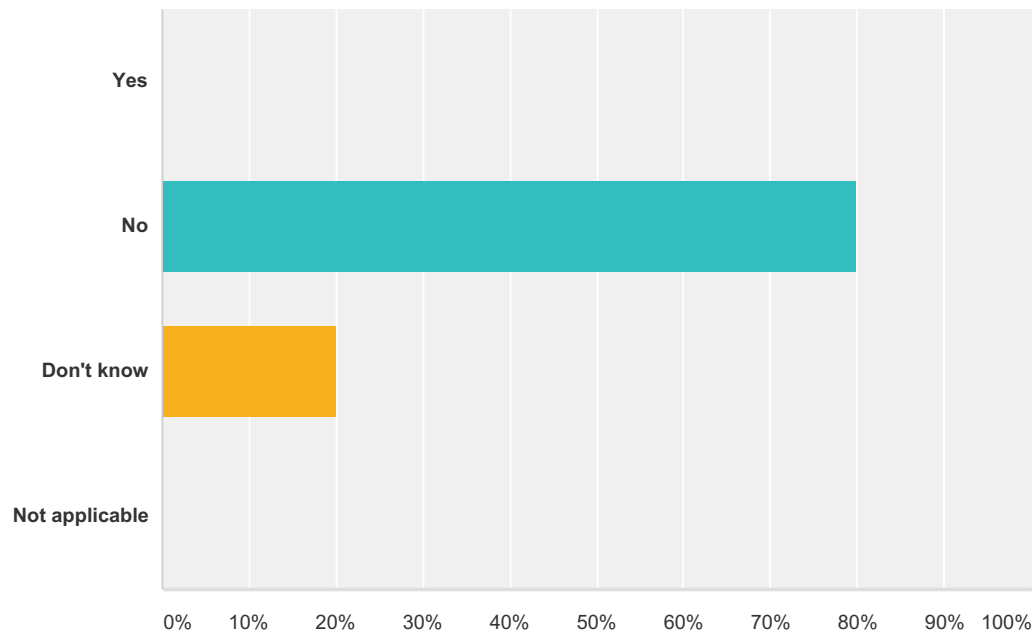
Answer Choices	Responses
Yes	10.00% 1
No	80.00% 8
Don't know	0.00% 0
Not applicable	10.00% 1
<b>Total</b>	<b>10</b>

#	If yes, please list the organizations.	Date
1	para-transit outreach, shuttles from senior housing, rebuilding together	5/21/2014 10:58 AM



**Q16 Does your department have any policies which exclude service animals, such as service dogs for the blind or signal dogs for the hearing impaired?**

Answered: 10 Skipped: 1

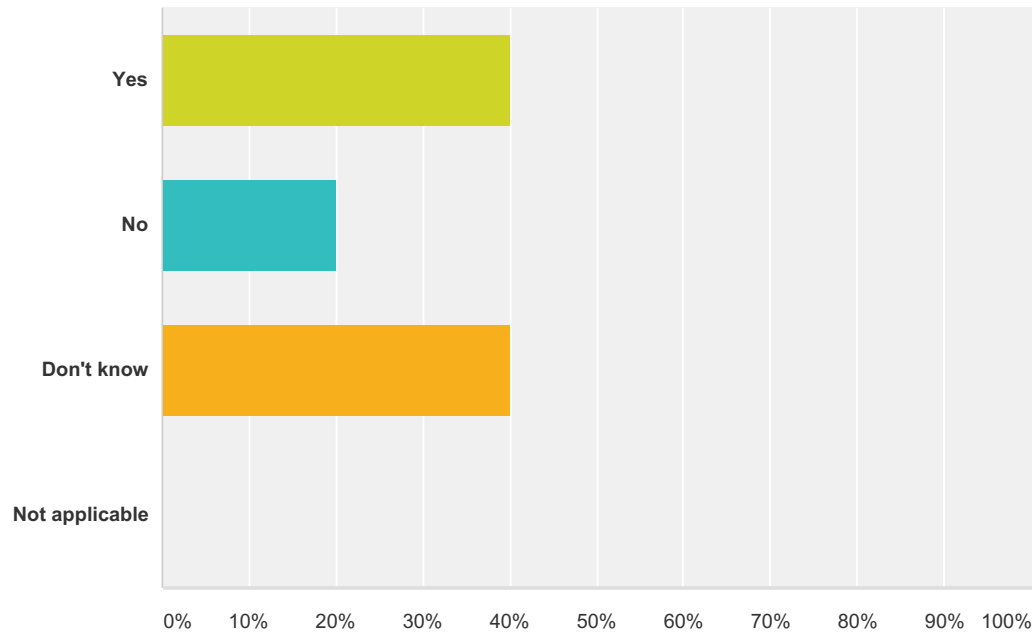


Answer Choices	Responses	
Yes	0.00%	0
No	80.00%	8
Don't know	20.00%	2
Not applicable	0.00%	0
<b>Total</b>		<b>10</b>

#	If yes, please describe your policy on service animals.	Date
	There are no responses.	

### Q17 Do you have a non-discrimination statement that includes persons with disabilities?

Answered: 10 Skipped: 1

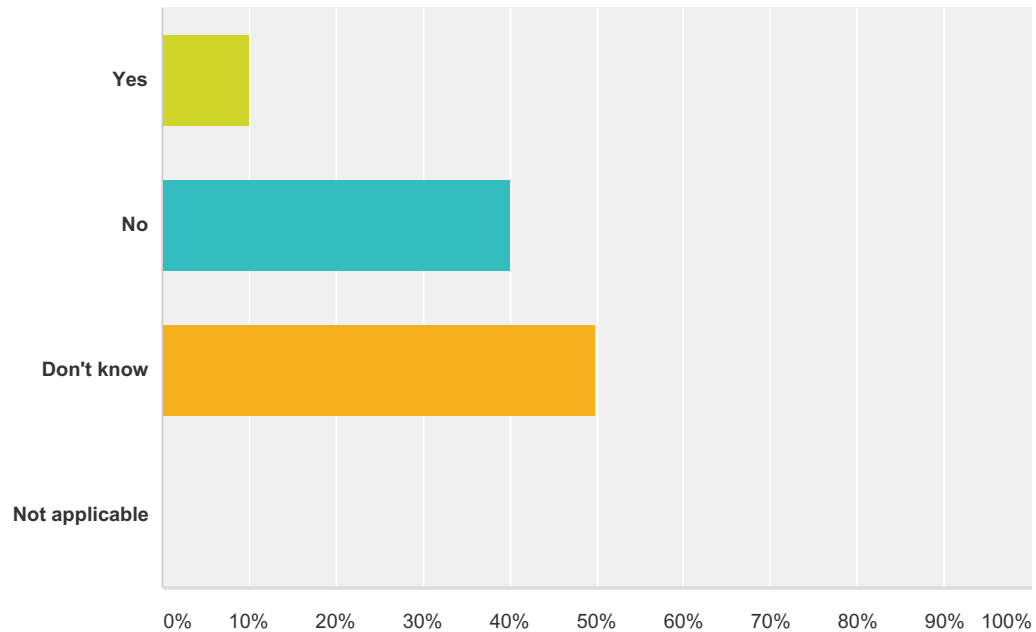


Answer Choices	Responses
Yes	40.00% 4
No	20.00% 2
Don't know	40.00% 4
Not applicable	0.00% 0
<b>Total</b>	<b>10</b>

#	Comments:	Date
1	Please let us know the required language and we will get these made	5/21/2014 10:59 AM

**Q18 Is a non-discrimination statement that includes information about how to reach the ADA coordinator posted in all departments in a location that maximizes public exposure?**

Answered: 10 Skipped: 1

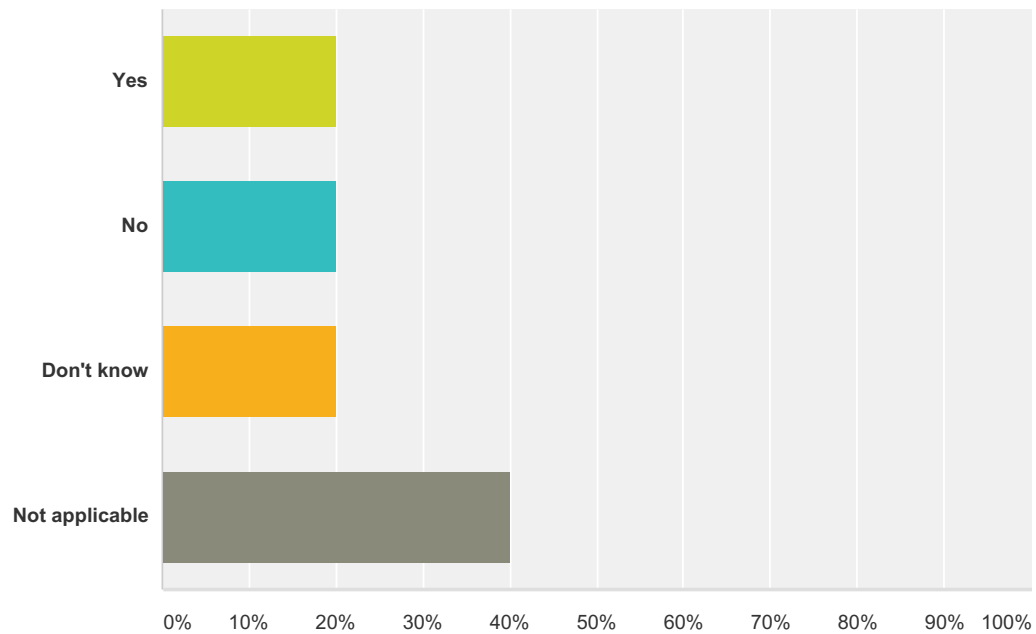


Answer Choices	Responses
Yes	10.00% 1
No	40.00% 4
Don't know	50.00% 5
Not applicable	0.00% 0
<b>Total</b>	<b>10</b>

#	If yes, please describe where the non-discrimination statement is posted.	Date
1	Posted on bulletin board.	6/18/2014 12:56 PM

**Q19 Do you notify all persons that your meetings, hearings, interviews, and conferences will be held in accessible locations and that adaptive/auxiliary aids (such as assistive listening devices, readers for the blind, pen and paper) will be provided, upon request, to participants with disabilities?**

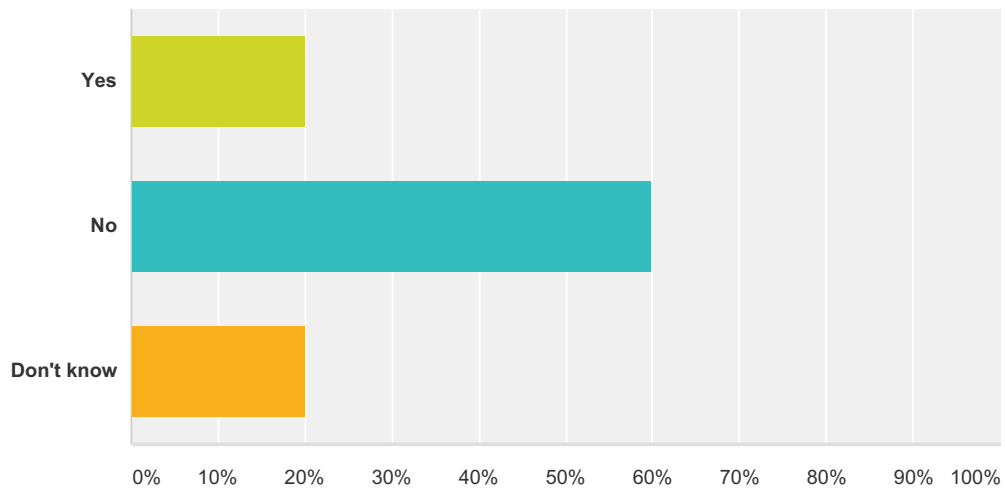
Answered: 10 Skipped: 1



Answer Choices	Responses	
Yes	20.00%	2
No	20.00%	2
Don't know	20.00%	2
Not applicable	40.00%	4
<b>Total</b>		<b>10</b>

**Q20 Do you know the procedure for filing a disability discrimination complaint?**

Answered: 10 Skipped: 1

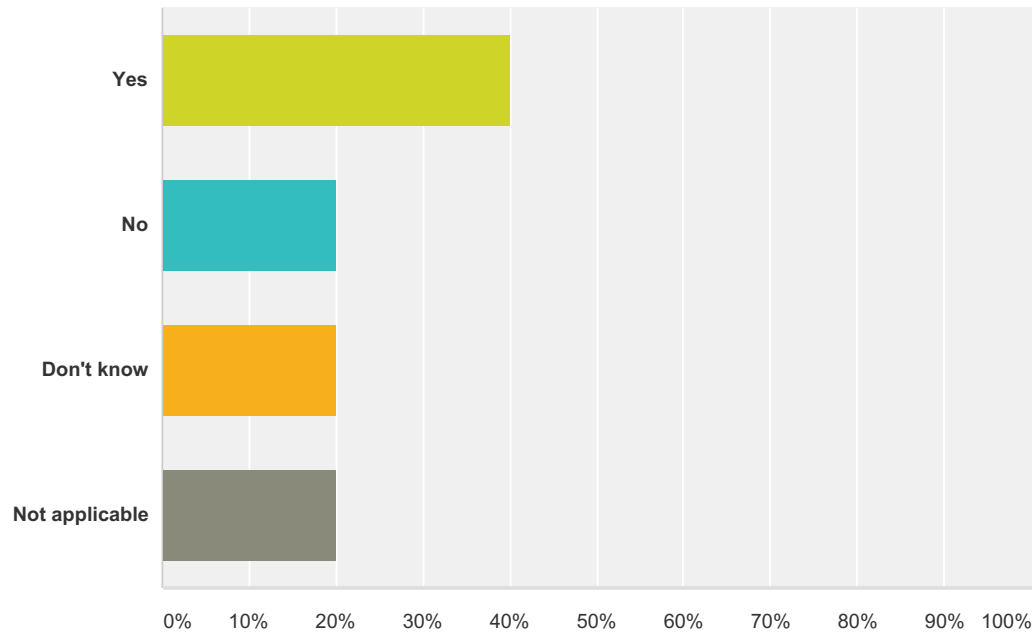


Answer Choices	Responses	
Yes	20.00%	2
No	60.00%	6
Don't know	20.00%	2
<b>Total</b>		<b>10</b>

#	If yes, please describe the procedure for filing a discrimination complaint.	Date
1	through City Clerk's office	5/21/2014 10:59 AM

## Q21 Do you notify all members of the public how and with whom to file a disability discrimination complaint?

Answered: 10 Skipped: 1

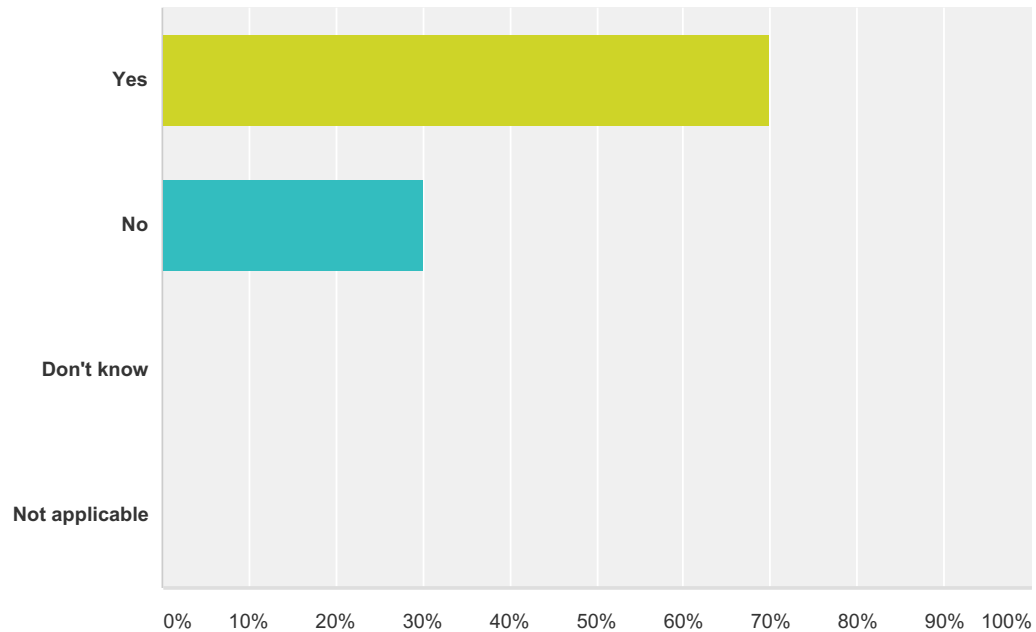


Answer Choices	Responses
Yes	40.00% 4
No	20.00% 2
Don't know	20.00% 2
Not applicable	20.00% 2
<b>Total</b>	<b>10</b>

#	If yes, please describe the process here.	Date
1	Although we do not provide legal advice to the public, we would provide the procedure if asked.	6/18/2014 12:56 PM
2	Contact David Stillman.	6/18/2014 10:10 AM
3	As part of the employment application	6/3/2014 3:56 PM
4	refer them to City Clerk's office	5/21/2014 10:59 AM

## Q22 Does your department produce printed materials that are made available to the public?

Answered: 10 Skipped: 1

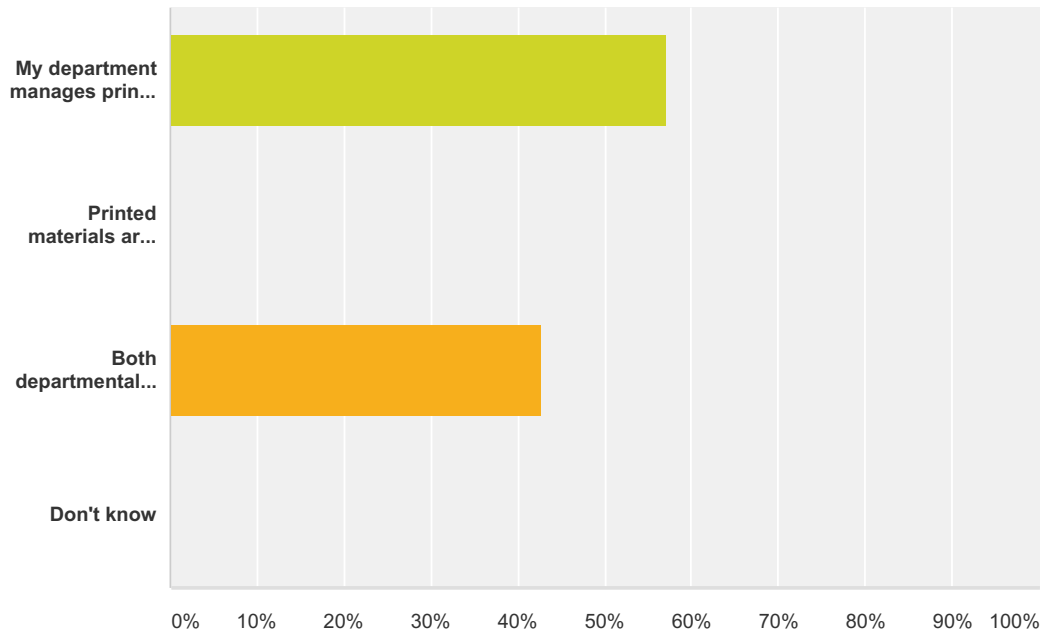


Answer Choices	Responses	
Yes	70.00%	7
No	30.00%	3
Don't know	0.00%	0
Not applicable	0.00%	0
<b>Total</b>		<b>10</b>

#	Comments:	Date
1	Usually in the form of notification of upcoming work in the public right of way that may affect residents / businesses.	5/23/2014 12:34 PM

## Q23 Who manages your printed materials?

Answered: 7 Skipped: 4



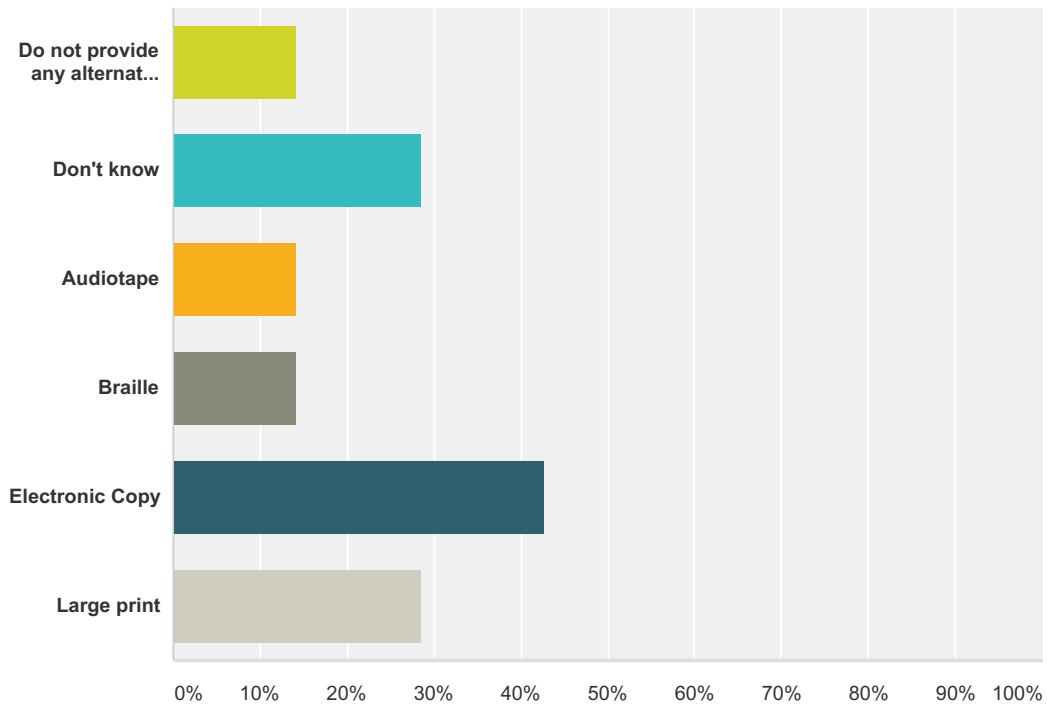
Answer Choices	Responses
My department manages printed material	57.14% 4
Printed materials are managed centrally	0.00% 0
Both departmental and central management	42.86% 3
Don't know	0.00% 0
<b>Total</b>	<b>7</b>

#	Comments:	Date
	There are no responses.	



## Q24 How do you make documents and publications available to individuals with visual disabilities? (check all that apply):

Answered: 7 Skipped: 4

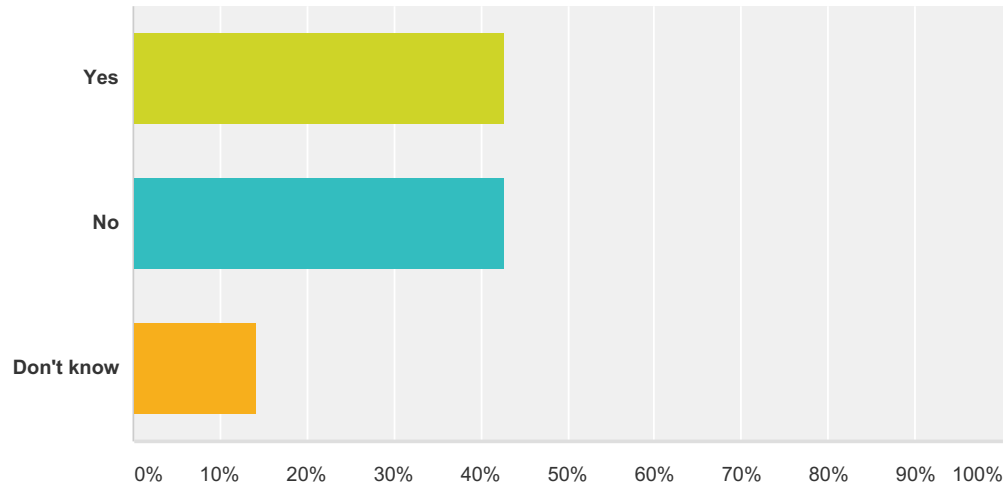


Answer Choices	Responses
Do not provide any alternative formats upon request	14.29% 1
Don't know	28.57% 2
Audiotape	14.29% 1
Braille	14.29% 1
Electronic Copy	42.86% 3
Large print	28.57% 2
Total Respondents: 7	

#	Other: please list	Date
1	We would attempt to accommodate other requests or formats.	6/18/2014 10:13 AM
2	We have not had the request.	6/3/2014 5:09 PM
3	Has not come up as a request to my knowledge	5/23/2014 12:36 PM
4	upon request	5/21/2014 11:01 AM

**Q25 Do you make the content of documents and publications available in simple, easy-to-understand language for individuals with learning disabilities?**

Answered: 7 Skipped: 4

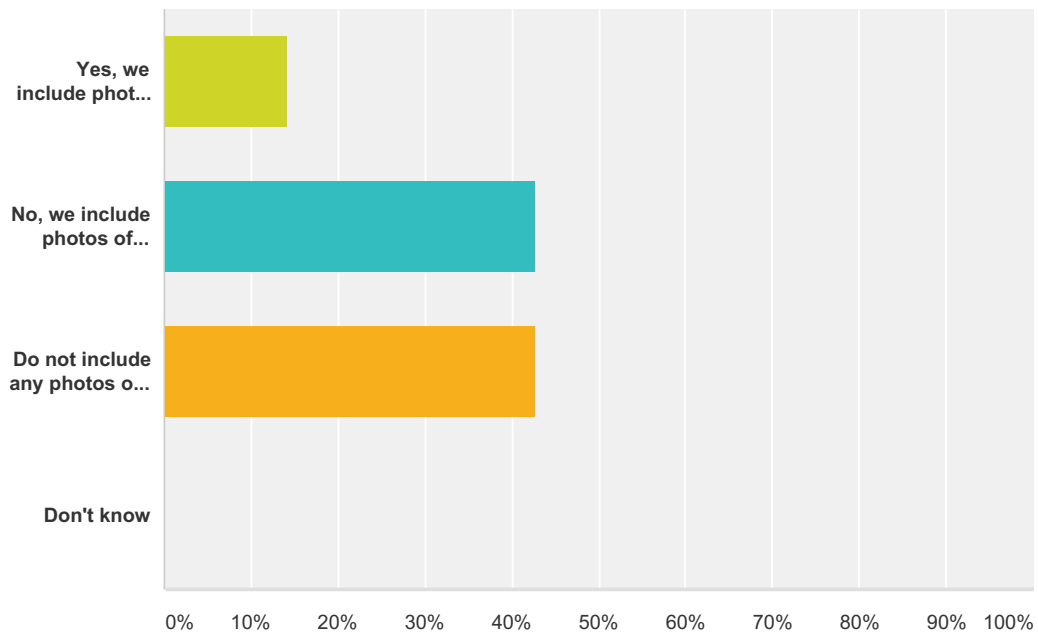


Answer Choices	Responses
Yes	42.86% 3
No	42.86% 3
Don't know	14.29% 1
<b>Total</b>	<b>7</b>

#	Comments:	Date
1	Regular members of the public can understand the documents	6/4/2014 9:01 PM
2	Not sure what constitutes simple, easy to understand language	5/23/2014 12:36 PM
3	City has worked to simplify agendas	5/21/2014 11:01 AM

## Q26 Does your department include images of people with disabilities?

Answered: 7 Skipped: 4

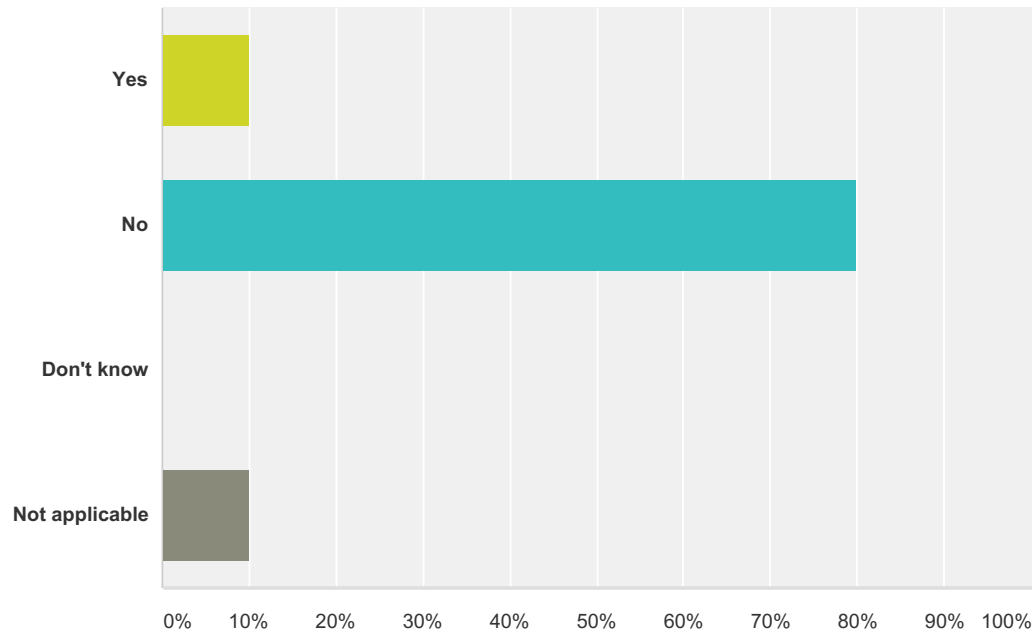


Answer Choices	Responses	
Yes, we include photos of people with disabilities	14.29%	1
No, we include photos of people, but do not show any images of people with disabilities.	42.86%	3
Do not include any photos of people in publications	42.86%	3
Don't know	0.00%	0
<b>Total</b>		<b>7</b>

#	Comments:	Date
1	Images on the building department website does not include anyone with a disability.	5/22/2014 8:45 AM
2	we have in the past.	5/21/2014 11:01 AM

**Q27 Does your department prepare audiovisual or televised presentations or website demonstrations/webinars for the public or make audiovisual presentations to the public?**

Answered: 10 Skipped: 1

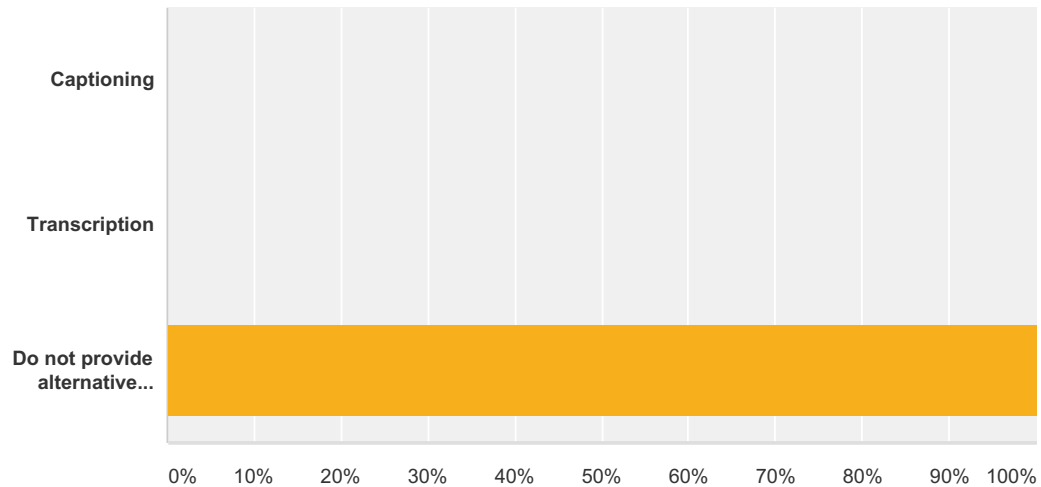


Answer Choices	Responses
Yes	10.00% 1
No	80.00% 8
Don't know	0.00% 0
Not applicable	10.00% 1
<b>Total</b>	<b>10</b>

#	Comment:	Date
1	this is done by the TV department	5/21/2014 11:01 AM

**Q28 How do you make audiovisual or televised or on-line presentations prepared or presented by your department to the public accessible to individuals with disabilities? Please check all that apply.**

Answered: 1 Skipped: 10



Answer Choices	Responses
Captioning	0.00% 0
Transcription	0.00% 0
Do not provide alternative formats upon request	100.00% 1
Total Respondents: 1	

#	Please list other alternative formats:	Date
	There are no responses.	

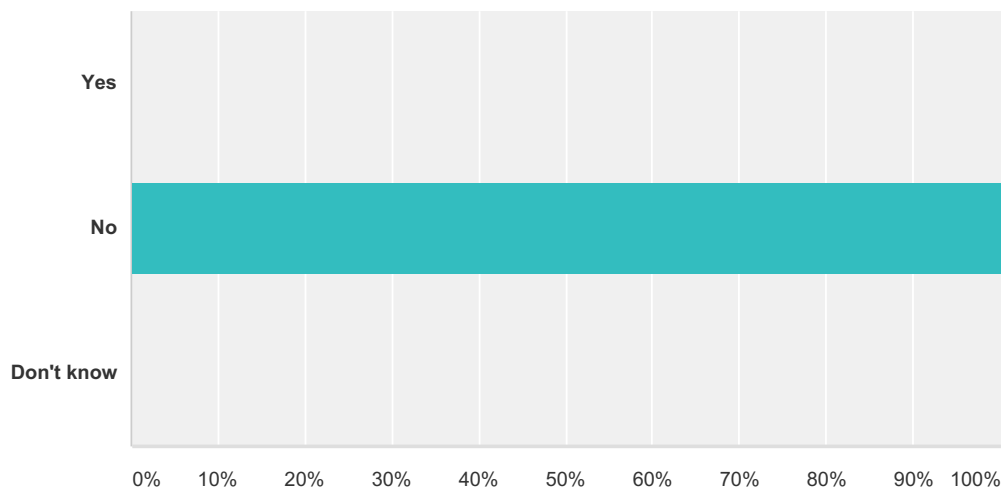
**Q29 What type of audiovisual presentations  
(film, videotape, television) does your  
department provide?**

Answered: 1 Skipped: 10

#	Responses	Date
1	Powerpoint for Council Items that appear online and on TV	6/4/2014 10:27 AM

**Q30 If you show people in your audiovisual presentations, do you also portray individuals with disabilities in your audiovisual presentations?**

Answered: 1 Skipped: 10

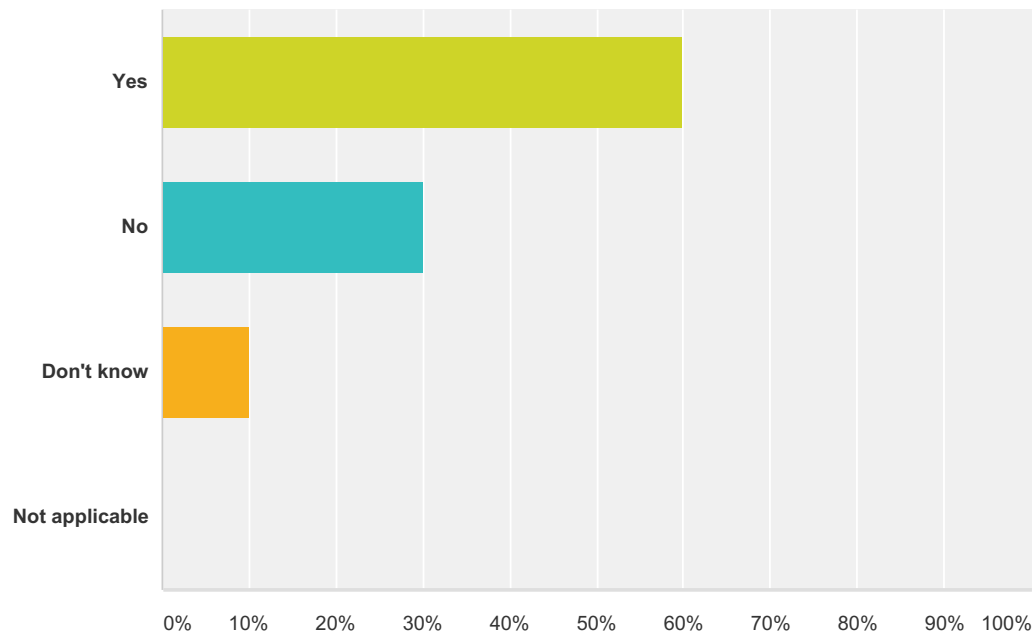


Answer Choices	Responses
Yes	0.00% 0
No	100.00% 1
Don't know	0.00% 0
<b>Total</b>	<b>1</b>

#	Comments:	Date
	There are no responses.	

**Q31 Does your department have a website?**

Answered: 10 Skipped: 1



Answer Choices	Responses	
Yes	60.00%	6
No	30.00%	3
Don't know	10.00%	1
Not applicable	0.00%	0
<b>Total</b>		<b>10</b>

#	If yes, please list the website:	Date
1	Only the City website.	6/18/2014 12:56 PM
2	Webpage on our website	6/4/2014 9:01 PM
3	We have a section for our Division on the City's website.	6/3/2014 5:14 PM
4	<a href="http://www.cupertino.org/index.aspx?page=315">http://www.cupertino.org/index.aspx?page=315</a>	5/23/2014 12:37 PM
5	<a href="http://www.cupertino.org/index.aspx?page=296">http://www.cupertino.org/index.aspx?page=296</a>	5/22/2014 8:45 AM
6	<a href="http://www.cupertino.org/index.aspx?page=177">http://www.cupertino.org/index.aspx?page=177</a>	5/21/2014 11:02 AM



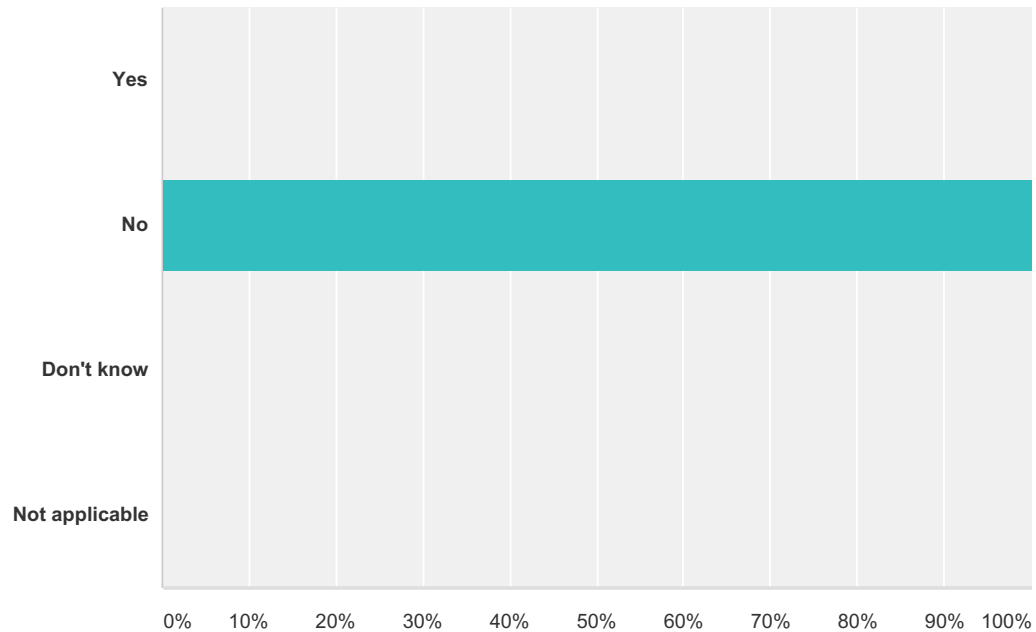
**Q32 What information is provided on this site?**

Answered: 6 Skipped: 5

#	Responses	Date
1	Public Works Information	6/18/2014 10:18 AM
2	Election information; public records information	6/4/2014 9:10 PM
3	Basic department info, contact info documents	6/4/2014 10:29 AM
4	Description of the various City assets maintained, answers to frequently asked questions and to request service	5/23/2014 12:41 PM
5	Building Code information and department policy, procedures, and downloadable forms.	5/22/2014 8:48 AM
6	information about all programs, facilities, etc.	5/21/2014 11:07 AM

**Q33 Does your department's website include information about accessibility of facilities (parking, bathrooms, assistive listening devices, etc.) where programs or services are offered?**

Answered: 6 Skipped: 5

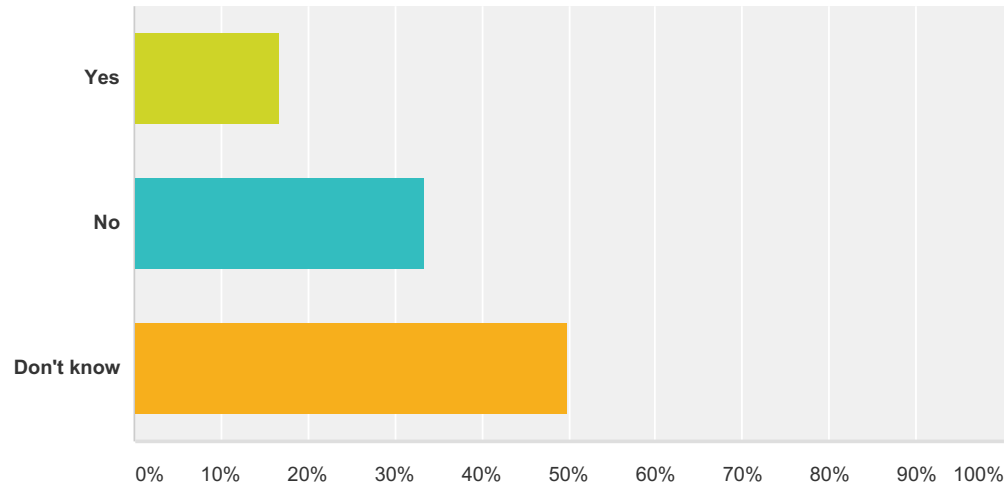


Answer Choices	Responses
Yes	0.00% 0
No	100.00% 6
Don't know	0.00% 0
Not applicable	0.00% 0
<b>Total</b>	<b>6</b>

#	If yes, please describe briefly what information is provided about accessibility:	Date
1	not specified right now. Happy to add this information	5/21/2014 11:07 AM

**Q34 Does your department ensure that its website is usable by individuals with disabilities, including those who use speaking browsers?**

Answered: 6 Skipped: 5

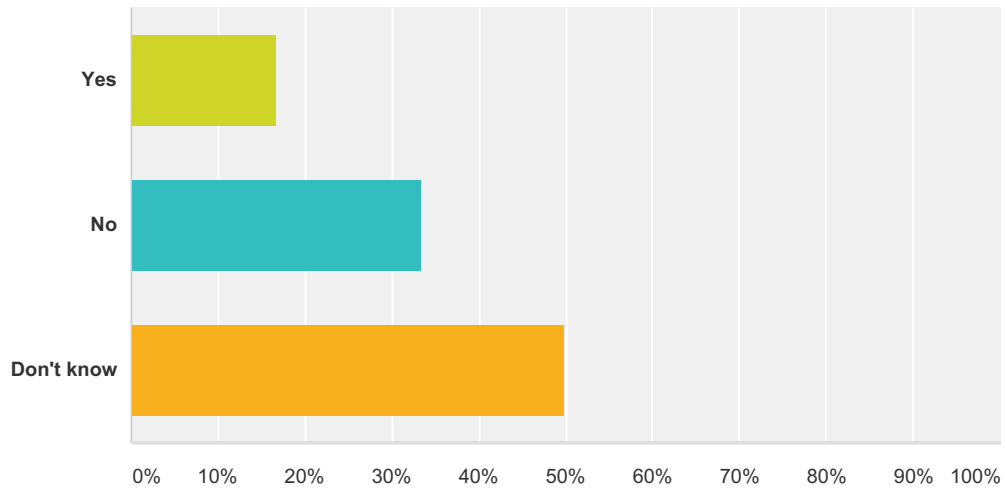


Answer Choices	Responses
Yes	16.67% 1
No	33.33% 2
Don't know	50.00% 3
<b>Total</b>	<b>6</b>

#	If yes, please describe the process for testing website accessibility:	Date
1	Please check with the IT department	5/21/2014 11:07 AM

**Q35 Are the documents provided on your website for downloading accessible to persons with visual disabilities?**

Answered: 6 Skipped: 5

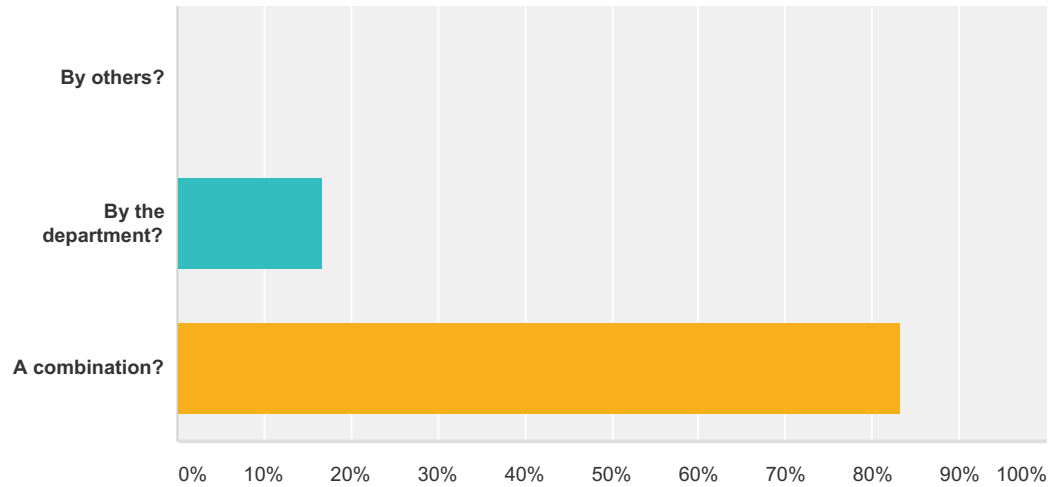


Answer Choices	Responses
Yes	16.67% 1
No	33.33% 2
Don't know	50.00% 3
<b>Total</b>	<b>6</b>

#	If yes, please describe briefly how downloadable files are tested for accessibility:	Date
1	Please check with the IT department	5/21/2014 11:07 AM

### Q36 Is information regarding your departments facilities, programs and services created and managed by the department or by others?

Answered: 6 Skipped: 5

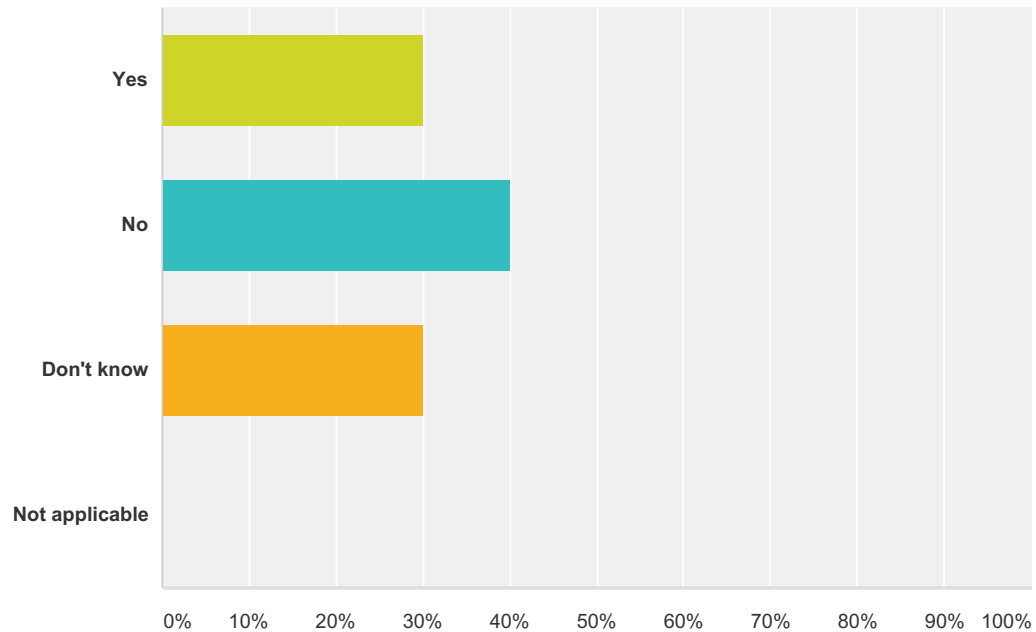


Answer Choices	Responses
By others?	0.00% 0
By the department?	16.67% 1
A combination?	83.33% 5
<b>Total</b>	<b>6</b>

#	Please describe.	Date
1	Documents created by the Department, website managed by others.	6/18/2014 10:18 AM
2	The City's IT department manages the website. Public works provides the information that is posted by IT.	5/23/2014 12:41 PM
3	A combination of our department and the IT group.	5/22/2014 8:48 AM
4	We update content, IT maintains website	5/21/2014 11:07 AM

### Q37 Do you communicate by telephone with individuals with hearing or speech difficulties?

Answered: 10 Skipped: 1

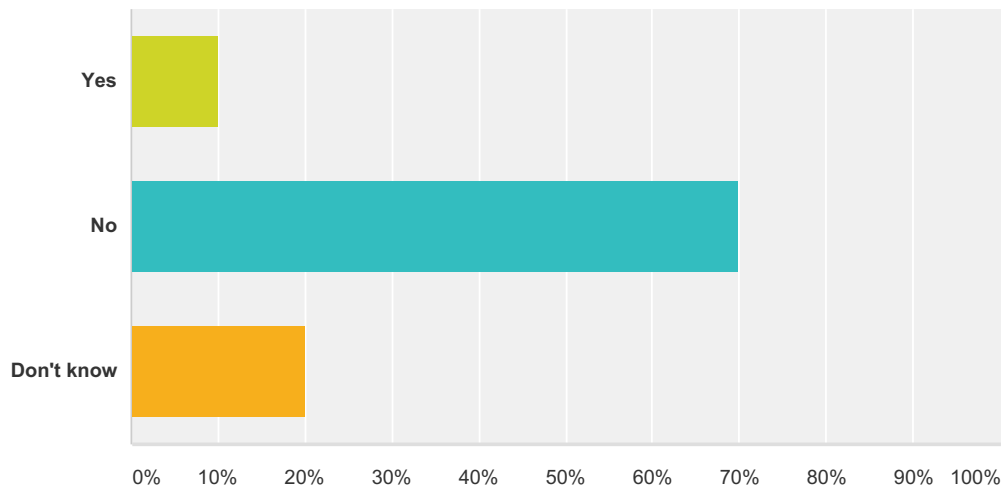


Answer Choices	Responses	
Yes	30.00%	3
No	40.00%	4
Don't know	30.00%	3
Not applicable	0.00%	0
<b>Total</b>		<b>10</b>

#	Comments:	Date
	There are no responses.	

### Q38 Have you ever used a Text Telephone (TTY) to communicate with the deaf?

Answered: 10 Skipped: 1

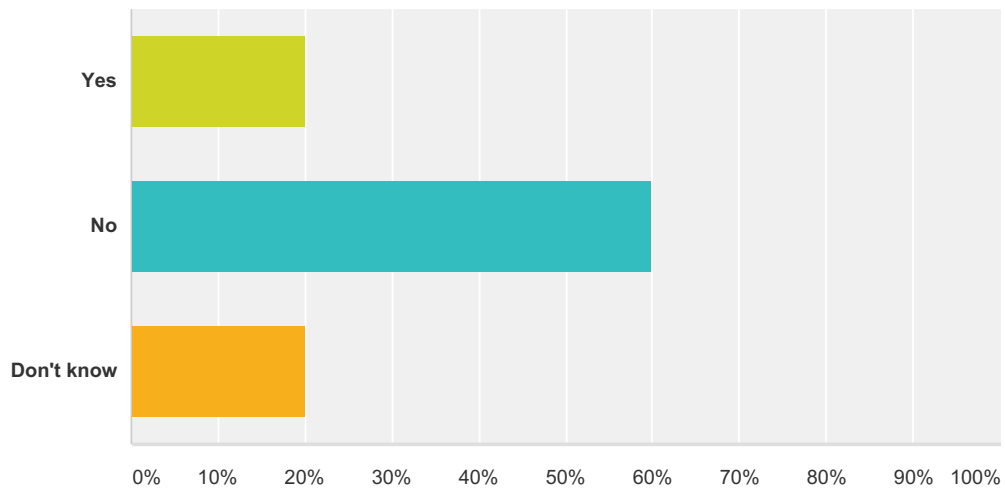


Answer Choices	Responses	
Yes	10.00%	1
No	70.00%	7
Don't know	20.00%	2
<b>Total</b>		<b>10</b>

#	If yes, list the location, telephone number, and organization in which the TTY number is listed:	Date
1	would if requested	5/21/2014 11:10 AM

### Q39 Do any staff members use the California Relay Service (711)?

Answered: 10 Skipped: 1



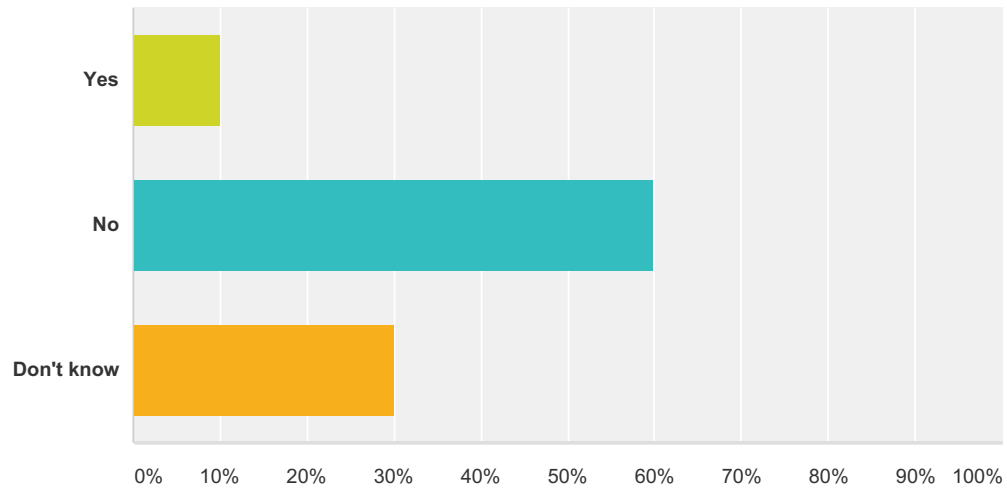
Answer Choices	Responses
Yes	20.00% 2
No	60.00% 6
Don't know	20.00% 2
<b>Total</b>	<b>10</b>

#	Comments:	Date
1	Staff has used California Relay Service in the past.	6/18/2014 12:56 PM



**Q40 Do you publish your TTY number or California Relay Service numbers in all materials where a phone number is listed?**

Answered: 10 Skipped: 1

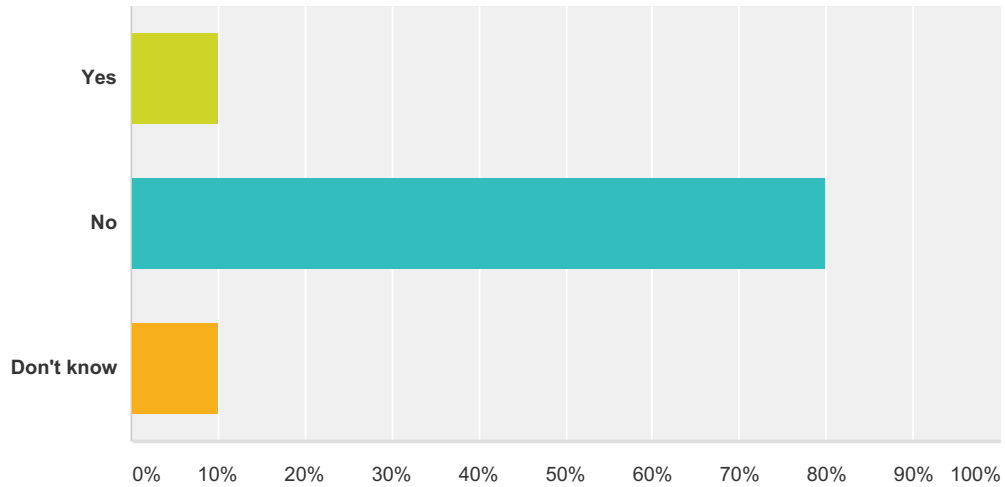


Answer Choices	Responses
Yes	10.00% 1
No	60.00% 6
Don't know	30.00% 3
<b>Total</b>	<b>10</b>

#	Comments:	Date
1	currently in case management materials only	5/21/2014 11:10 AM

**Q41 Do you train your staff in operating a TTY or other means of communicating over the telephone with a person with a hearing or speech disability?**

Answered: 10 Skipped: 1

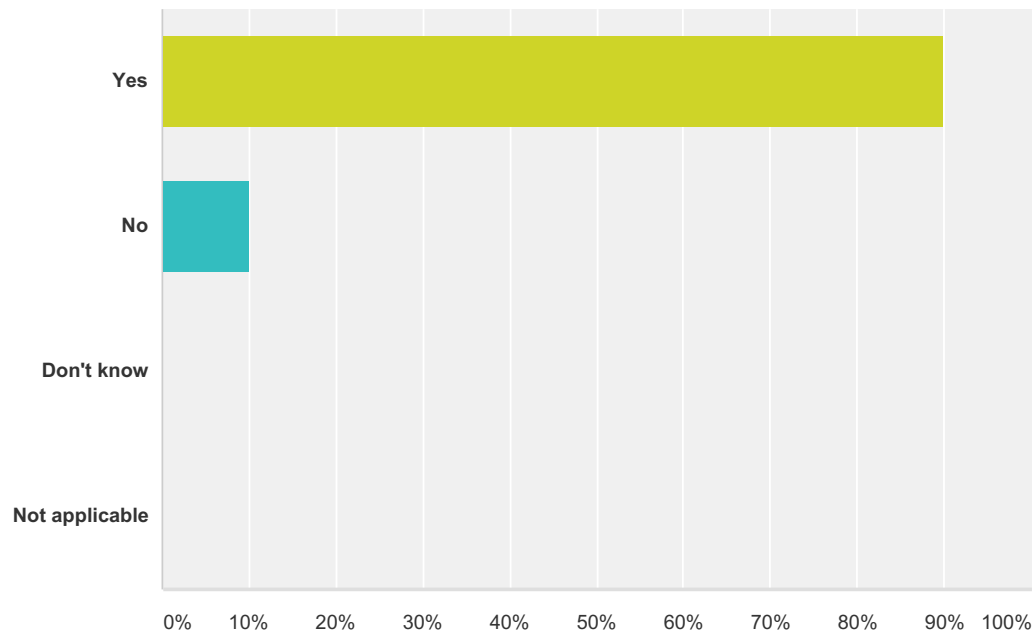


Answer Choices	Responses
Yes	10.00% 1
No	80.00% 8
Don't know	10.00% 1
<b>Total</b>	<b>10</b>

#	Comments:	Date
	There are no responses.	

## Q42 Do any staff members have contact with the public?

Answered: 10 Skipped: 1



Answer Choices	Responses
Yes	90.00% 9
No	10.00% 1
Don't know	0.00% 0
Not applicable	0.00% 0
<b>Total</b>	<b>10</b>

#	Comments:	Date
1	Counter hours, as well as phone.	6/18/2014 10:21 AM
2	The Service Center is open to the public. Questions and service request to residents and businesses occur.	5/23/2014 12:46 PM

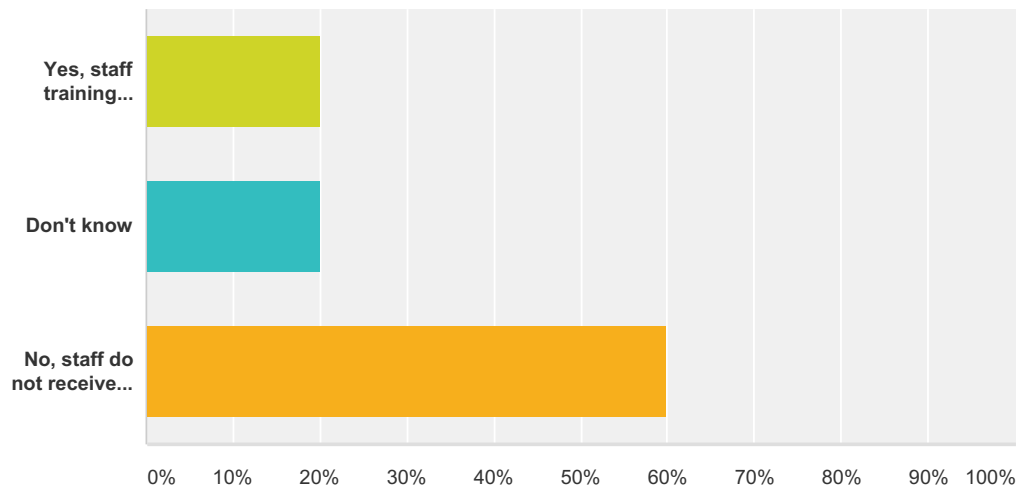
**Q43 How do you inform staff members who have contact with the public of your department's obligations and policies that enable persons with disabilities to participate in programs or activities?**

Answered: 10 Skipped: 1

#	Responses	Date
1	We provide written materials and verbal instruction to staff, but the department does not provide programs or activities to the public.	6/18/2014 12:56 PM
2	Discussions	6/18/2014 10:21 AM
3	n/a	6/5/2014 4:47 PM
4	We don't really have any programs or activities for them to participate in.	6/4/2014 9:12 PM
5	We currently do not have or provide this info to staff	6/4/2014 10:32 AM
6	We don't have a formal awareness program. We are all trained to make reasonable accommodations if needed.	6/3/2014 5:17 PM
7	I have not informed staff members of this process. If we had a member of the public come to use with a disability that prevented us from properly communicating, we would do our best to accommodate and coordinate with the appropriate personnel at City Hall.	5/23/2014 12:46 PM
8	The Building Department does not host any programs or activities. The interaction with the public is at the permit center counter and in the field at the construction sites.	5/22/2014 8:50 AM
9	staff training and policies	5/21/2014 11:11 AM
10	Tailgate Meetings	5/14/2014 7:51 AM

### Q44 Do your staff receive training on interacting with people with disabilities?

Answered: 10 Skipped: 1

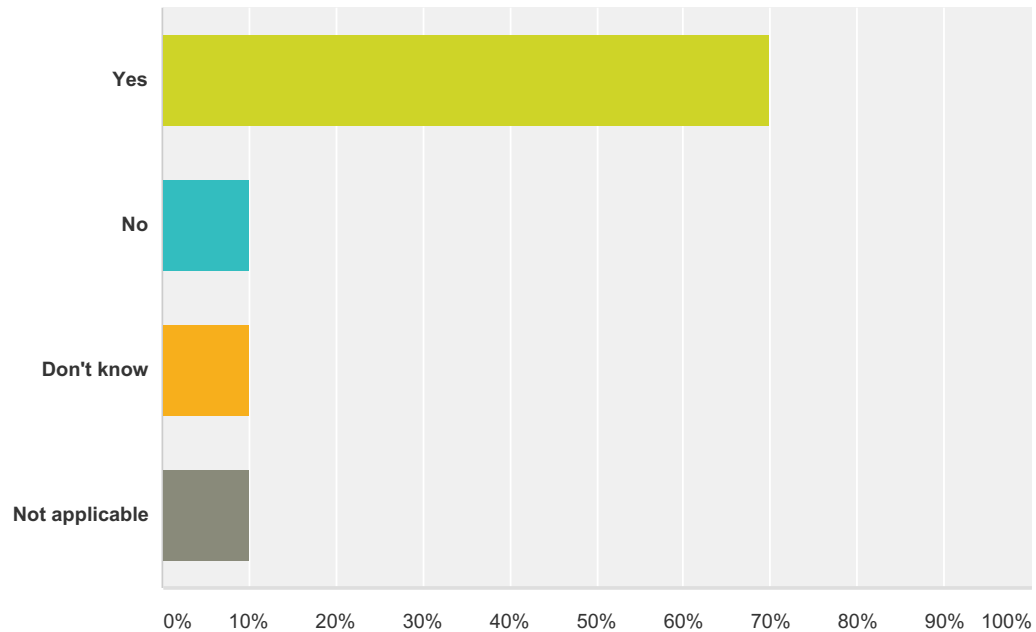


Answer Choices	Responses	
Yes, staff training provided	20.00%	2
Don't know	20.00%	2
No, staff do not receive training	60.00%	6
<b>Total</b>		<b>10</b>

#	If yes, please describe your staff training process:	Date
1	We provide written materials and verbal instruction.	6/18/2014 12:56 PM
2	information provided during in-service training	5/21/2014 11:11 AM

### Q45 Are there staff members in your department who provide emergency services to the public?

Answered: 10 Skipped: 1

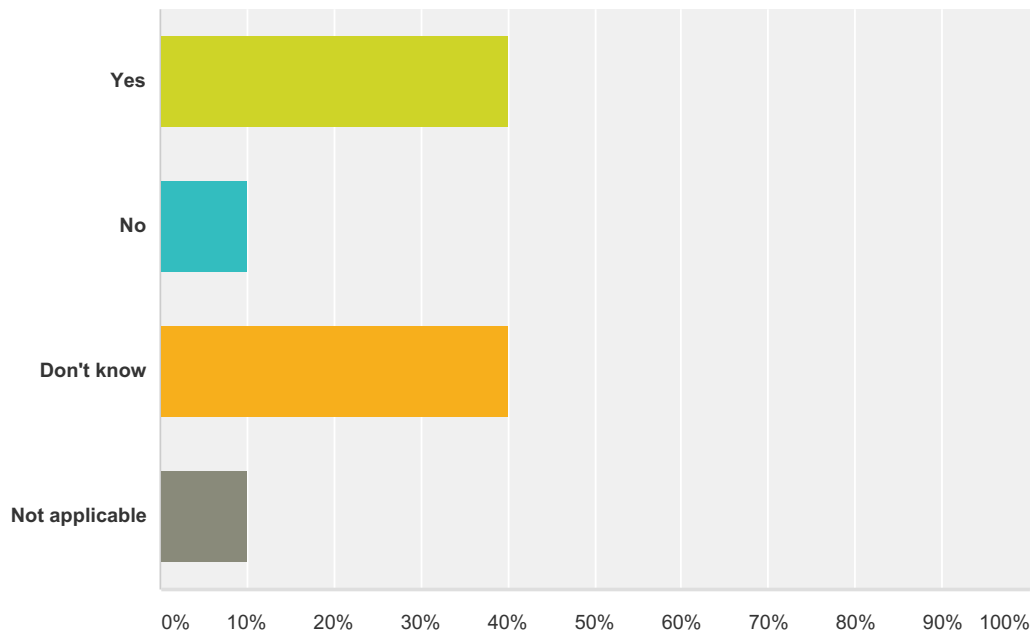


Answer Choices	Responses
Yes	70.00% 7
No	10.00% 1
Don't know	10.00% 1
Not applicable	10.00% 1
<b>Total</b>	<b>10</b>

#	If yes, have they had training in American Sign Language or other means of communicating in emergency situations with people who have hearing or speech impairments?	Date
1	We are part of the PIO dept. in the EOC. No training in sign language, etc.	6/4/2014 9:12 PM
2	Don't know	6/4/2014 10:32 AM
3	no	6/3/2014 5:17 PM
4	Not to my knowledge	5/23/2014 12:46 PM
5	No	5/22/2014 8:50 AM
6	no	5/21/2014 11:11 AM
7	Only First Aid and CPR	5/14/2014 7:51 AM

**Q46 Are there other staff members who would be able to provide better customer service if they had training in American Sign Language (ASL) or other means of communicating with people who have hearing impairments?**

Answered: 10 Skipped: 1

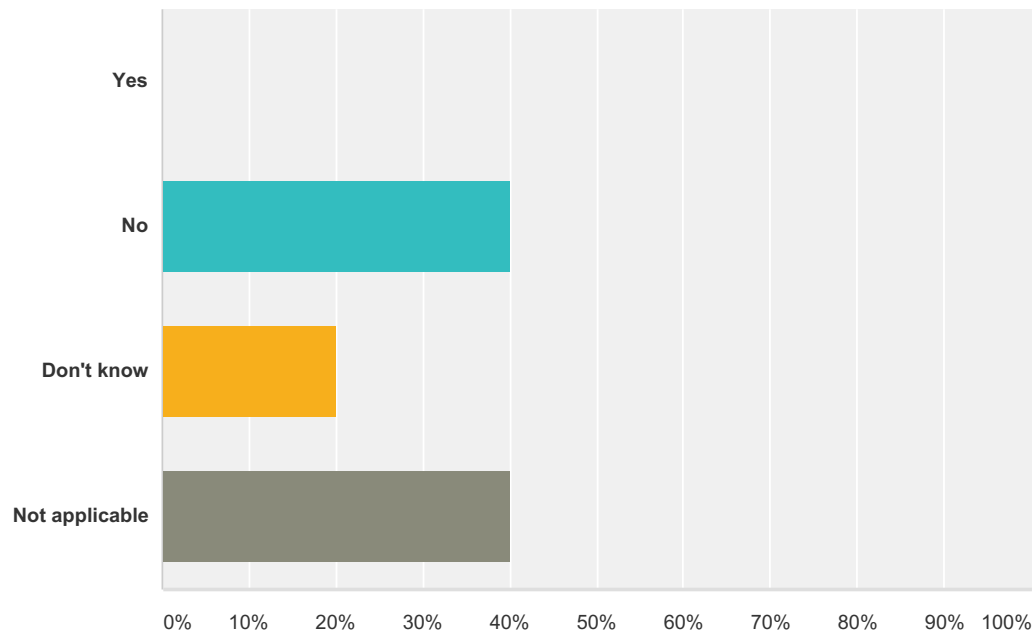


Answer Choices	Responses
Yes	40.00% 4
No	10.00% 1
Don't know	40.00% 4
Not applicable	10.00% 1
<b>Total</b>	<b>10</b>

#	If yes, please list staff who would benefit from receiving emergency American Sign Language training:	Date
1	Potentially, we routinely interact with the public in the maintenance of City assets and in stormwater pollution prevention education/enforcement	5/23/2014 12:46 PM
2	Public Relations staff in the City Manager's office.	5/22/2014 8:50 AM

**Q47 Are there any limitations or ratios for the number of people with disabilities who may participate in or be admitted to any department program? For example exams, testing for level of ability, age requirements, etc.**

Answered: 10 Skipped: 1



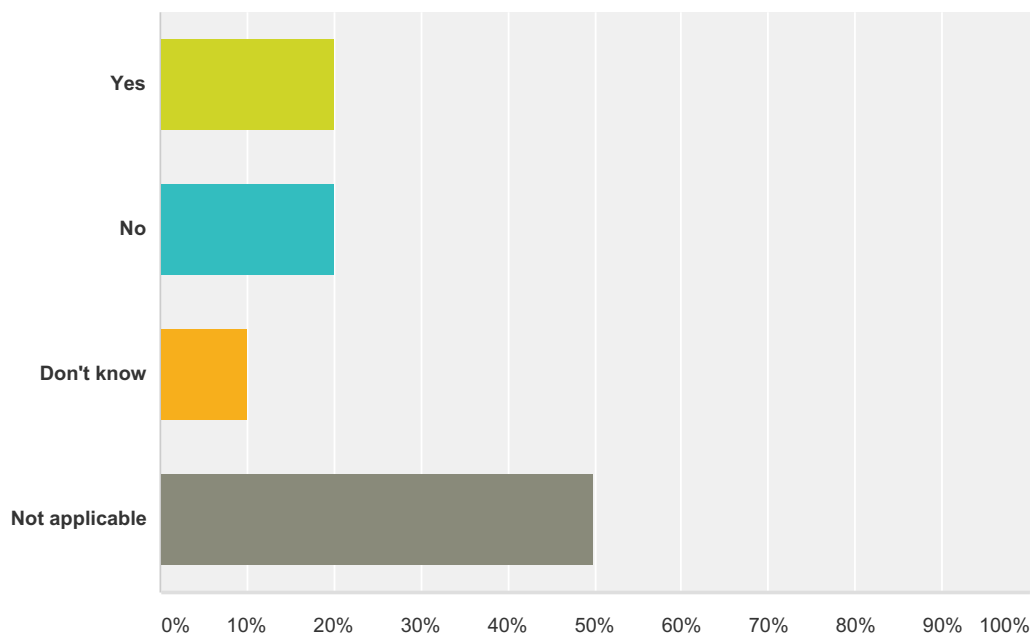
Answer Choices	Responses
Yes	0.00% 0
No	40.00% 4
Don't know	20.00% 2
Not applicable	40.00% 4
<b>Total</b>	<b>10</b>

#	If yes, please describe the limitations and programs:	Date
	There are no responses.	



**Q48 Does your program use any criteria (for example good health, residency, letters of recommendation) or written and/or oral tests (including level of skill or achievement, or other factor being tested) in the admissions process?**

Answered: 10 Skipped: 1

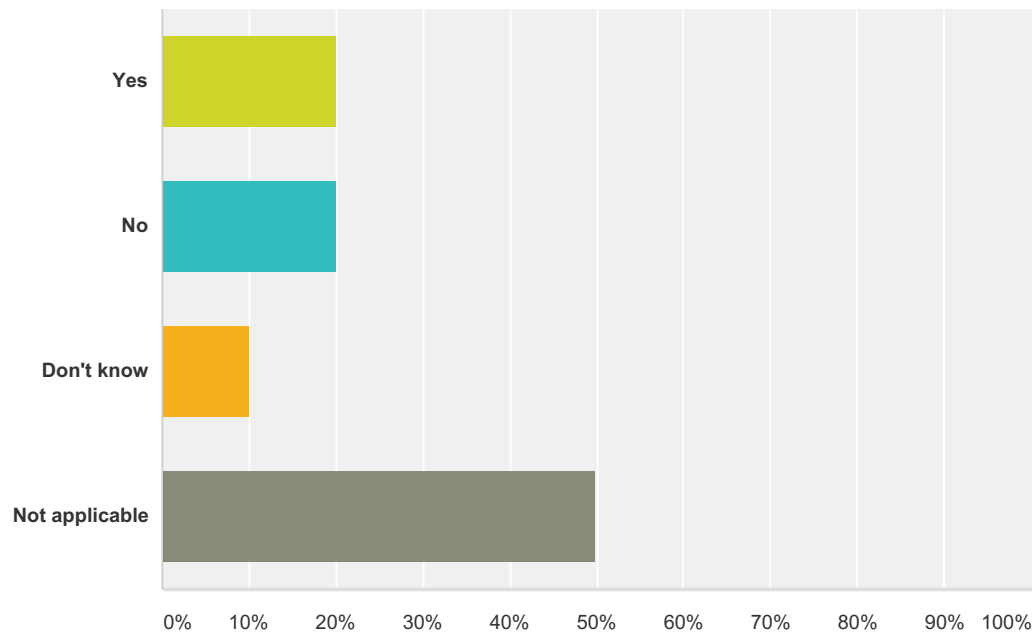


Answer Choices	Responses
Yes	20.00% 2
No	20.00% 2
Don't know	10.00% 1
Not applicable	50.00% 5
<b>Total</b>	<b>10</b>

#	If yes, please list the participation requirements.	Date
1	We have minimum qualifications for each job classification.	6/3/2014 5:21 PM
2	for progression type classes	5/21/2014 11:13 AM

**Q49 Are there any forms required for admission to the program (for example, tests and/or the submission of other admissions criteria such as certificates?).**

Answered: 10 Skipped: 1

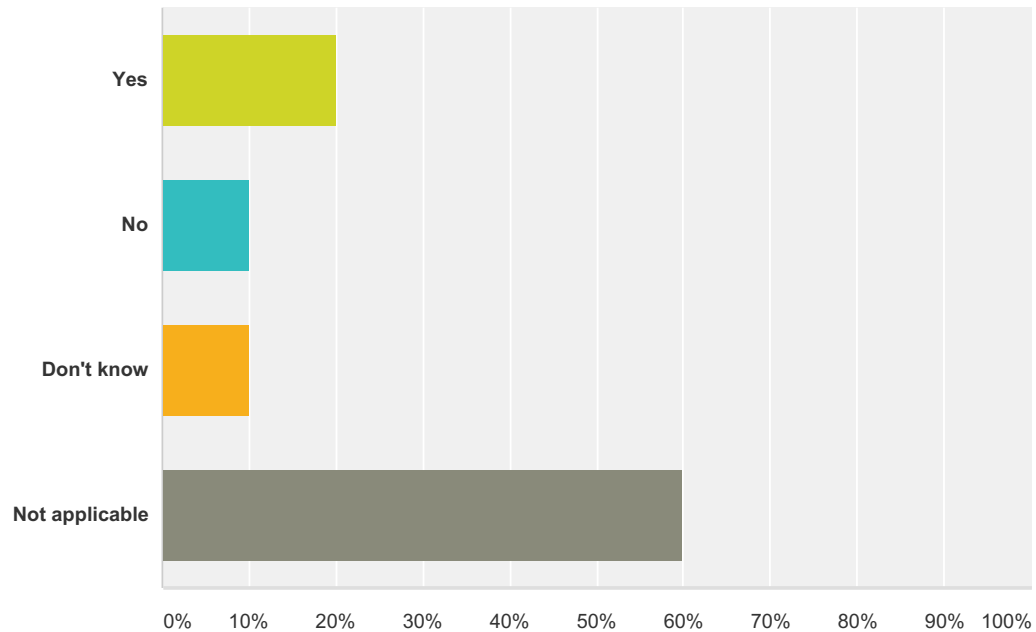


Answer Choices	Responses
Yes	20.00% 2
No	20.00% 2
Don't know	10.00% 1
Not applicable	50.00% 5
<b>Total</b>	<b>10</b>

#	If yes, please send sample forms to ashleyt@migcom.com.	Date
1	Job announcement	6/3/2014 5:21 PM
2	registration form.	5/21/2014 11:13 AM

**Q50 Do the forms contain a notice that the City does not discriminate against people with disabilities?**

Answered: 10 Skipped: 1

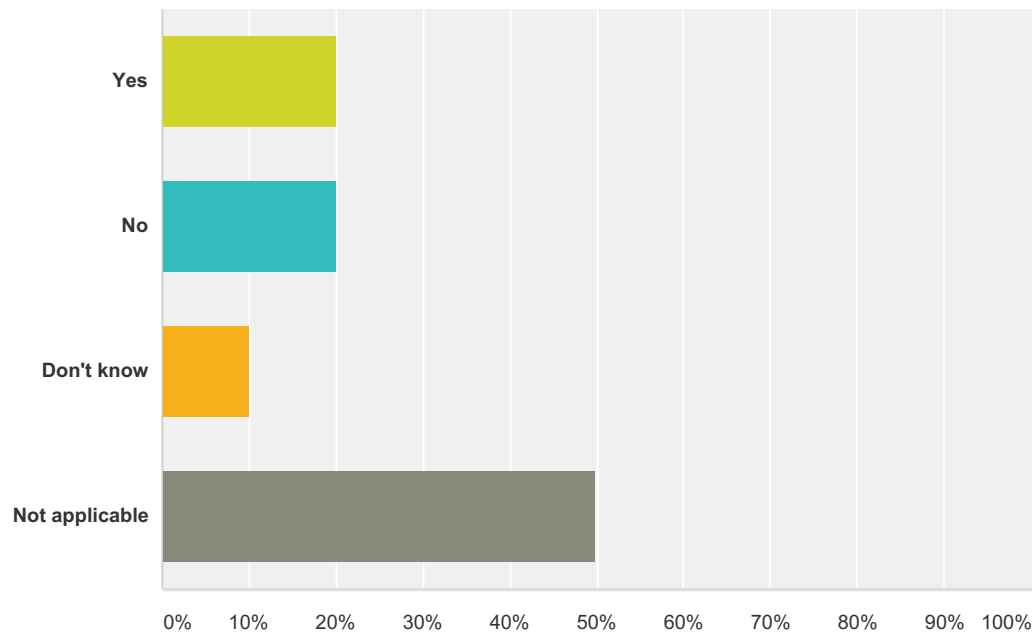


Answer Choices	Responses
Yes	20.00% 2
No	10.00% 1
Don't know	10.00% 1
Not applicable	60.00% 6
<b>Total</b>	<b>10</b>

#	Comments:	Date
1	In employment application	6/4/2014 10:36 AM

### Q51 Is an interview required prior to an applicant's entrance into the program?

Answered: 10 Skipped: 1

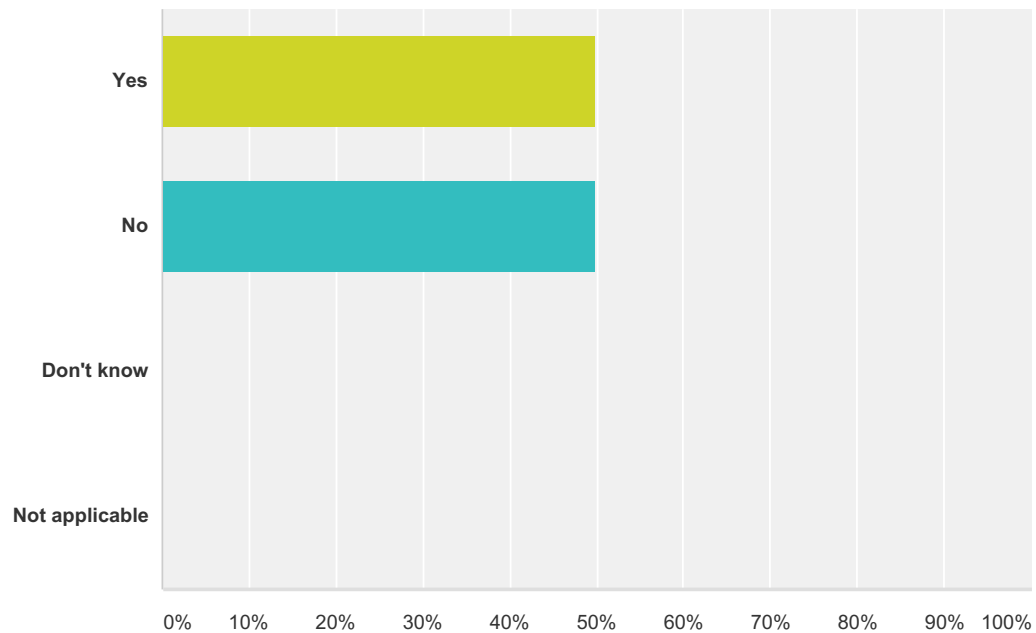


Answer Choices	Responses
Yes	20.00% 2
No	20.00% 2
Don't know	10.00% 1
Not applicable	50.00% 5
<b>Total</b>	<b>10</b>

#	Comments:	Date
	There are no responses.	

## Q52 Does your department hold public meetings?

Answered: 10 Skipped: 1

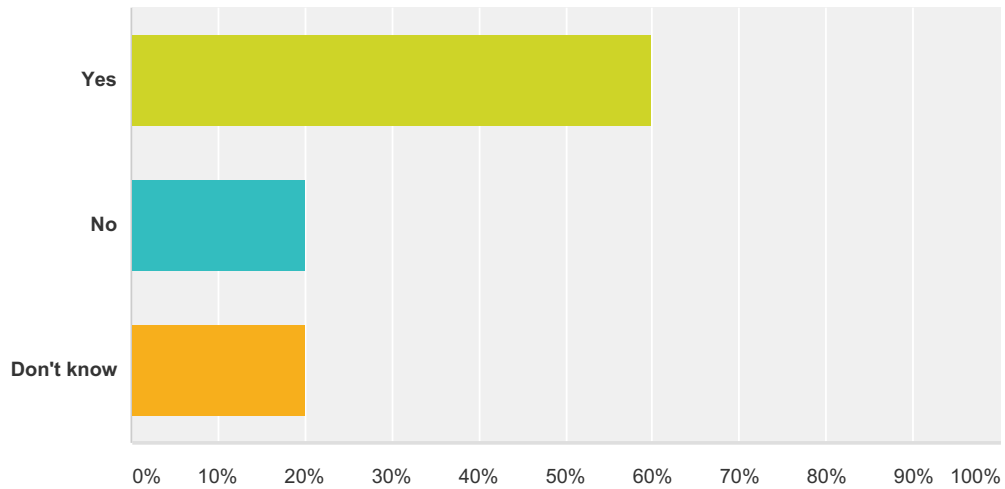


Answer Choices	Responses
Yes	50.00% 5
No	50.00% 5
Don't know	0.00% 0
Not applicable	0.00% 0
<b>Total</b>	<b>10</b>

#	Comments:	Date
1	For large or complex projects, public meetings may be held to inform the public of the project	5/23/2014 12:48 PM

**Q53 Do you require that public meetings, hearings, and conferences be held in accessible locations?**

Answered: 5 Skipped: 6

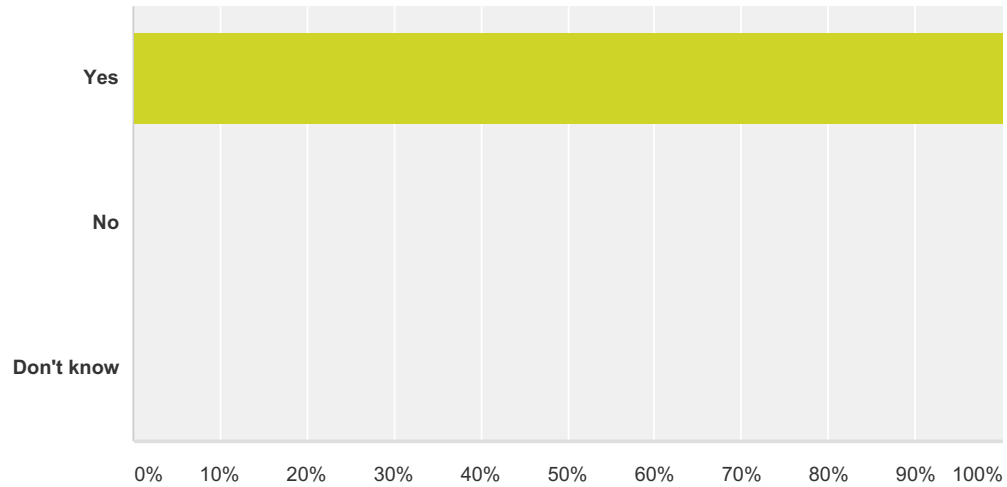


Answer Choices	Responses
Yes	60.00% 3
No	20.00% 1
Don't know	20.00% 1
<b>Total</b>	<b>5</b>

#	Comments:	Date
	There are no responses.	

**Q54 Are American Sign Language interpreters, readers, or adaptive equipment provided when requested for meetings, interviews, and conferences?**

Answered: 5 Skipped: 6

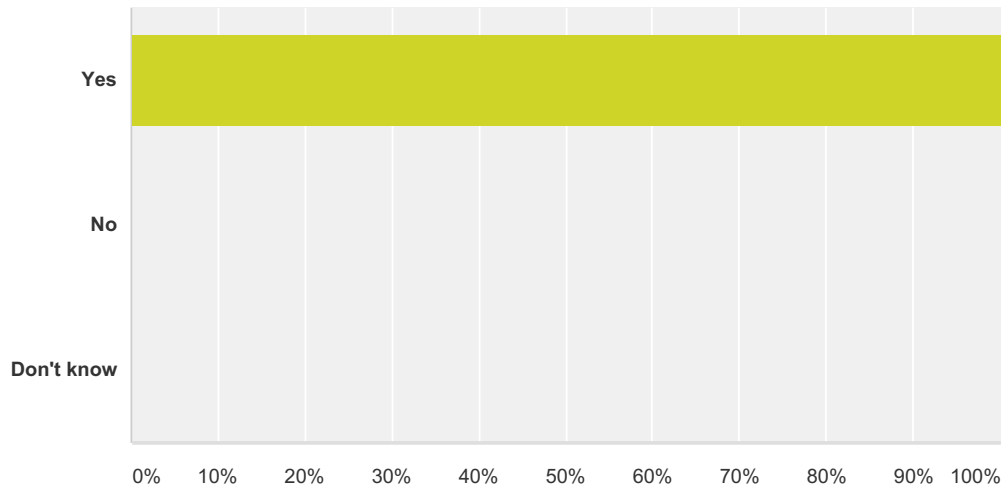


Answer Choices	Responses
Yes	100.00% 5
No	0.00% 0
Don't know	0.00% 0
<b>Total</b>	<b>5</b>

#	If yes, how much advanced notice is required to provide accomodations?	Date
1	24 hours	6/4/2014 9:13 PM
2	Not sure, if we had a request we would coordinate with the appropriate people at City Hall	5/23/2014 12:49 PM
3	we don't have a set requirement	5/21/2014 11:14 AM

**Q55 Do you ensure that all individuals with hearing disabilities who do not read sign language can participate effectively in meetings, conferences, and hearings via assistive listening devices or other means?**

Answered: 5 Skipped: 6



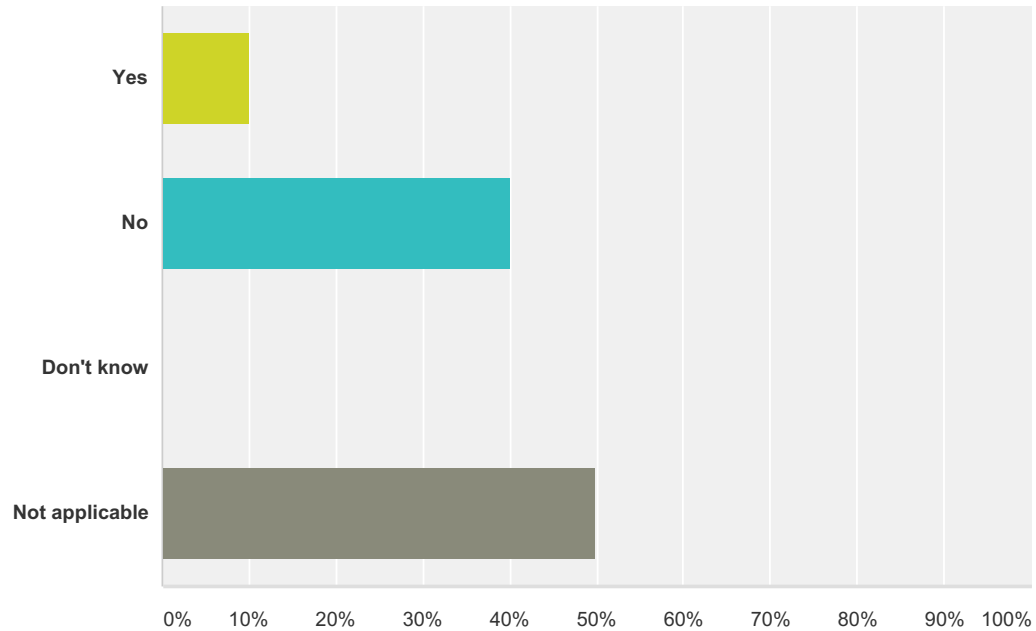
Answer Choices	Responses
Yes	100.00% 5
No	0.00% 0
Don't know	0.00% 0
<b>Total</b>	<b>5</b>

#	Comments:	Date
1	Though I'm unaware of a situation where this has been a factor.	6/18/2014 10:24 AM
2	If we are aware of the need, yes an accommodation would be made.	5/23/2014 12:49 PM
3	when requested	5/21/2014 11:14 AM



**Q56 Do you provide transportation to volunteers, program participants, visitors, and others who participate in your programs?**

Answered: 10 Skipped: 1

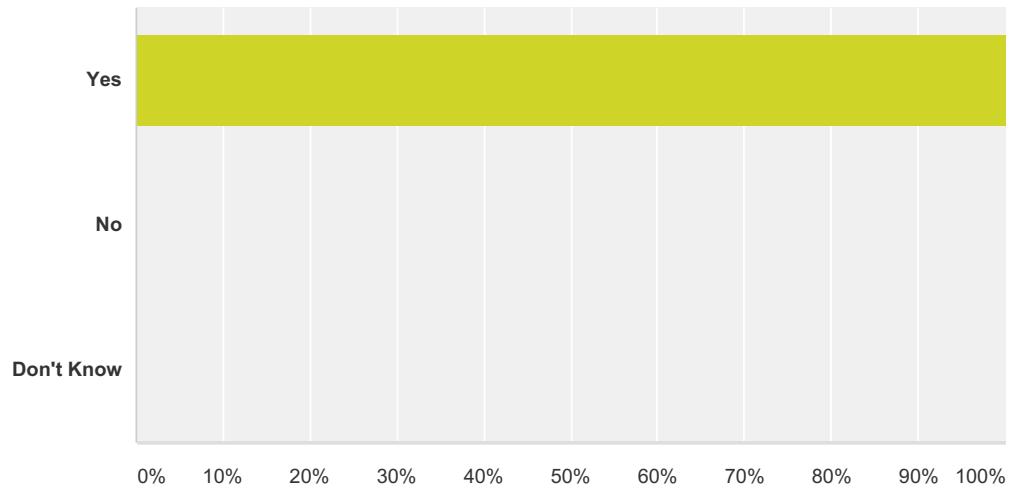


Answer Choices	Responses
Yes	10.00% 1
No	40.00% 4
Don't know	0.00% 0
Not applicable	50.00% 5
<b>Total</b>	<b>10</b>

#	Please describe.	Date
1	camp trips and senior center trips	5/21/2014 11:14 AM

**Q57 Do you have procedures to make transportation accessible to persons who have visual disabilities?**

Answered: 1 Skipped: 10

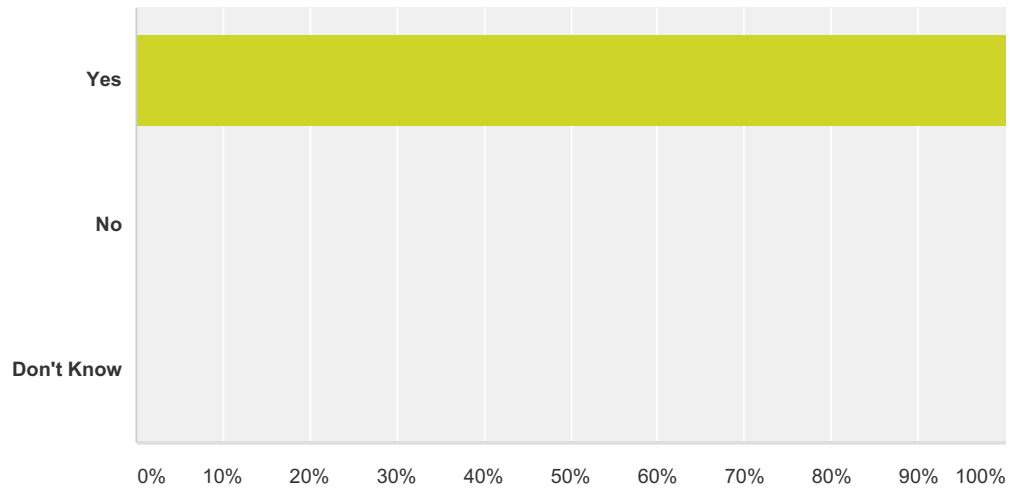


Answer Choices	Responses
Yes	100.00% 1
No	0.00% 0
Don't Know	0.00% 0
<b>Total</b>	<b>1</b>

#	If yes, please describe the procedures.	Date
1	if requested, we make appropriate accommodations	5/21/2014 11:15 AM

**Q58 Do you have procedures to make transportation accessible to persons who have hearing disabilities?**

Answered: 1 Skipped: 10

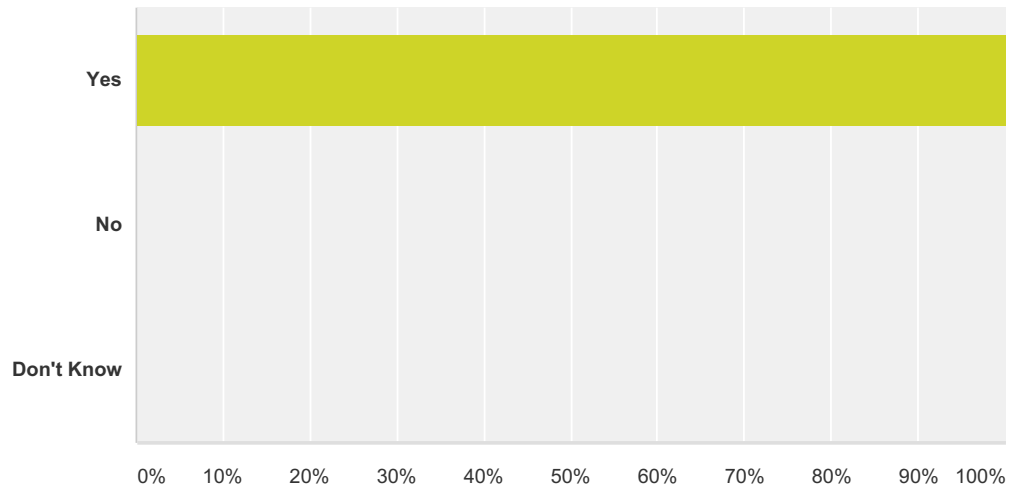


Answer Choices	Responses
Yes	100.00% 1
No	0.00% 0
Don't Know	0.00% 0
<b>Total</b>	<b>1</b>

#	If yes, please describe the procedures.	Date
1	if requested, we make appropriate accommodations	5/21/2014 11:15 AM

**Q59 Do you have procedures to make transportation accessible to persons who have mobility disabilities?**

Answered: 1 Skipped: 10

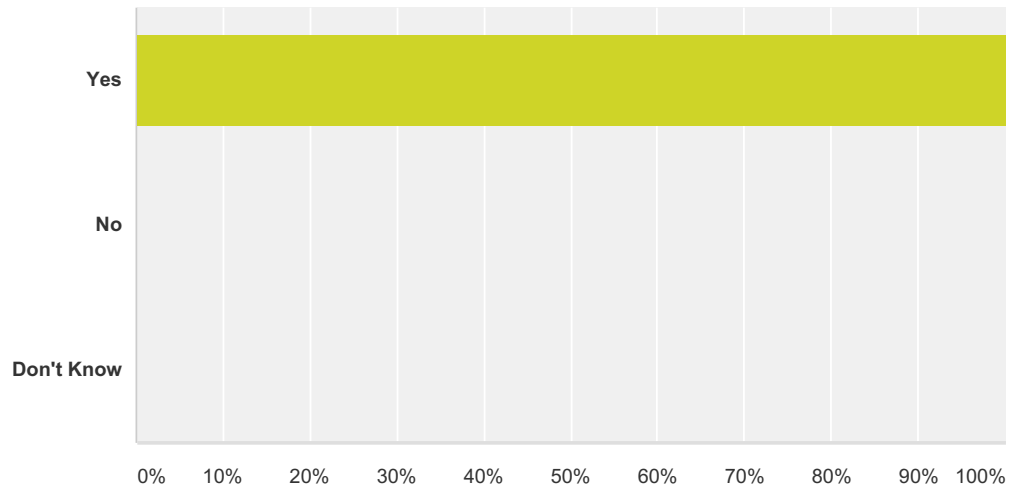


Answer Choices	Responses
Yes	100.00% 1
No	0.00% 0
Don't Know	0.00% 0
<b>Total</b>	<b>1</b>

#	If yes, please describe the procedures.	Date
1	if requested, we make appropriate accommodations	5/21/2014 11:15 AM

**Q60 Do you have procedures to make transportation accessible to persons who have learning disabilities?**

Answered: 1 Skipped: 10

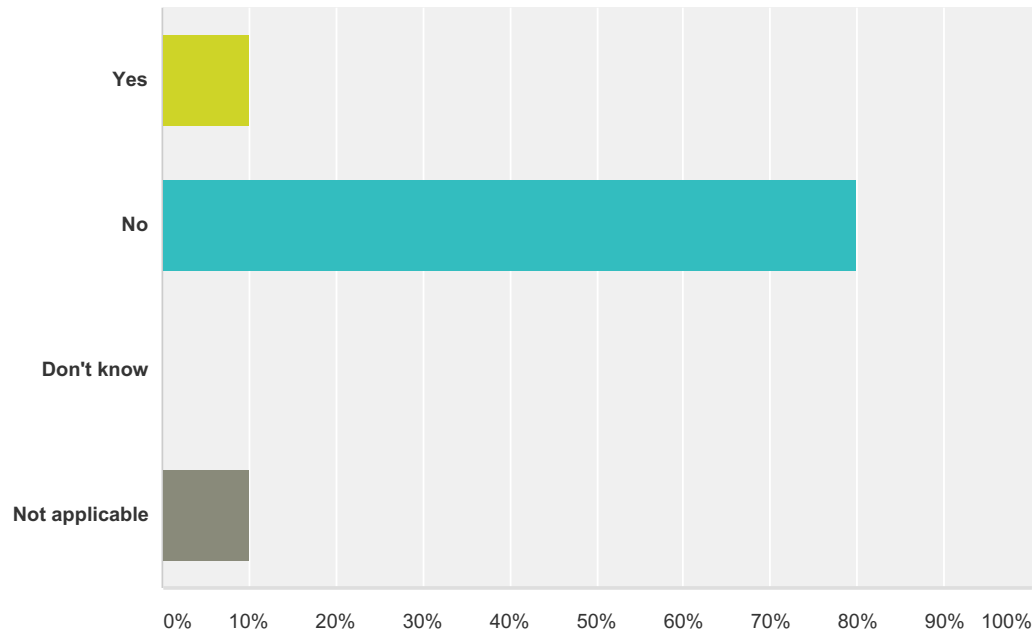


Answer Choices	Responses
Yes	100.00% 1
No	0.00% 0
Don't Know	0.00% 0
<b>Total</b>	<b>1</b>

#	If yes, please describe the procedures.	Date
1	if requested, we make appropriate accommodations	5/21/2014 11:15 AM

### Q61 Does your department provide facility tours or organize trips for members of the public?

Answered: 10 Skipped: 1

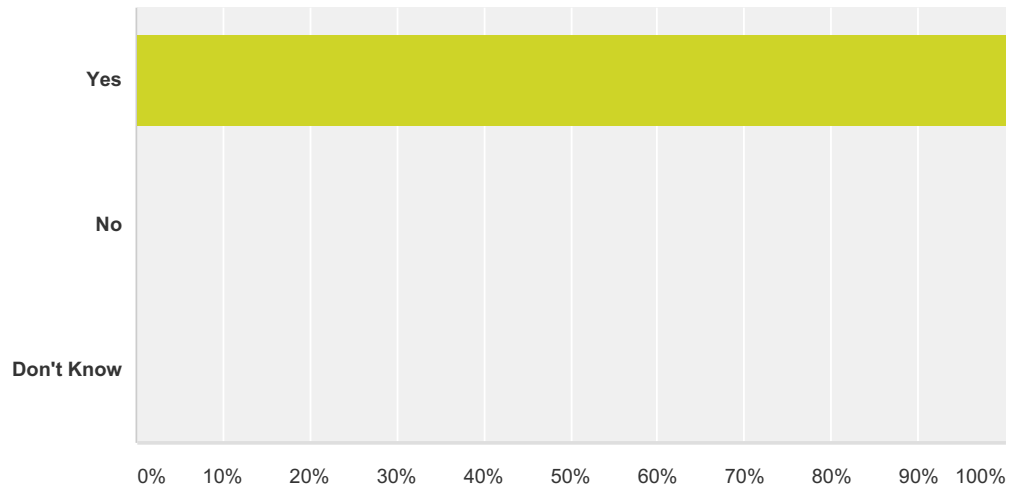


Answer Choices	Responses
Yes	10.00% 1
No	80.00% 8
Don't know	0.00% 0
Not applicable	10.00% 1
<b>Total</b>	<b>10</b>

#	If yes, please list the tours and trips.	Date
1	travel program through Senior Center	5/21/2014 11:16 AM

**Q62 Do you have procedures to make tours and trips accessible to persons who have visual disabilities?**

Answered: 1 Skipped: 10

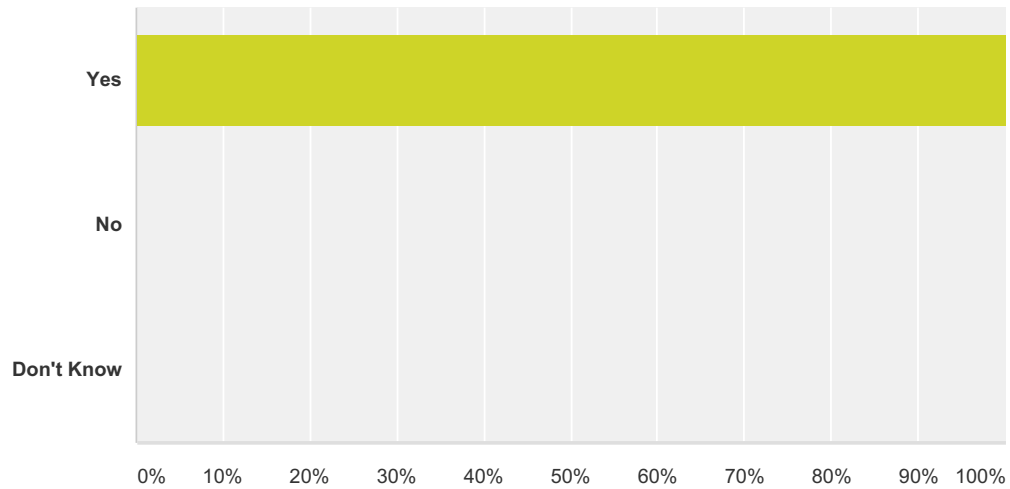


Answer Choices	Responses
Yes	100.00% 1
No	0.00% 0
Don't Know	0.00% 0
<b>Total</b>	<b>1</b>

#	If yes, please describe the procedures.	Date
1	if requested, we make appropriate accommodations	5/21/2014 11:16 AM

**Q63 Do you have procedures to make tours and trips accessible to persons who have hearing disabilities?**

Answered: 1 Skipped: 10



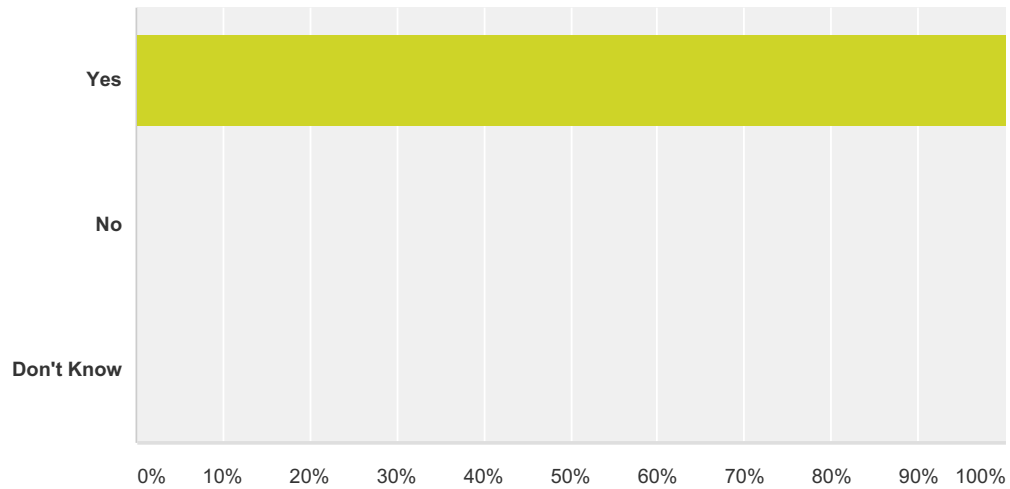
Answer Choices	Responses
Yes	100.00% 1
No	0.00% 0
Don't Know	0.00% 0
<b>Total</b>	<b>1</b>

#	If yes, please describe the procedures.	Date
1	if requested, we make appropriate accommodations	5/21/2014 11:16 AM



**Q64 Do you have procedures to make tours and trips accessible to persons who have mobility disabilities?**

Answered: 1 Skipped: 10

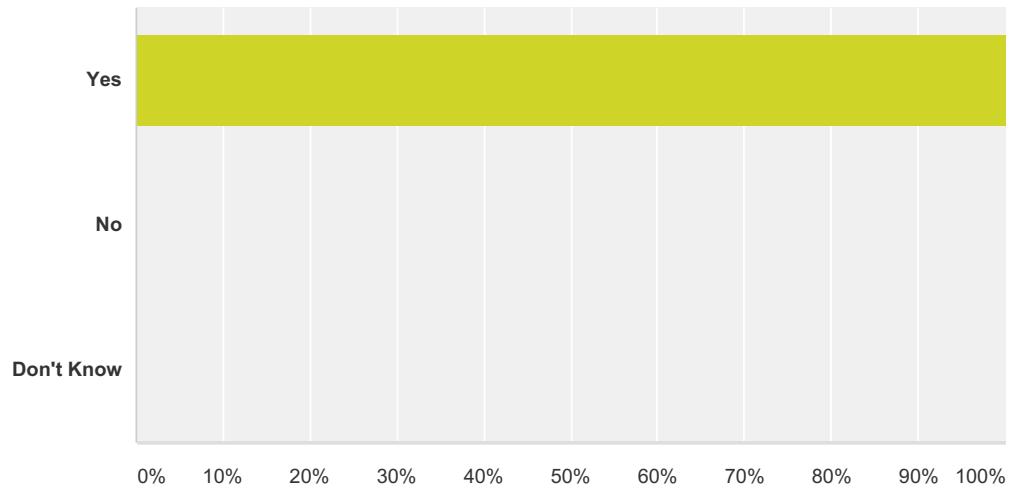


Answer Choices	Responses
Yes	100.00% 1
No	0.00% 0
Don't Know	0.00% 0
<b>Total</b>	<b>1</b>

#	If yes, please describe the procedures.	Date
1	if requested, we make appropriate accommodations	5/21/2014 11:16 AM

**Q65 Do you have procedures to make tours and trips accessible to persons who have learning disabilities?**

Answered: 1 Skipped: 10

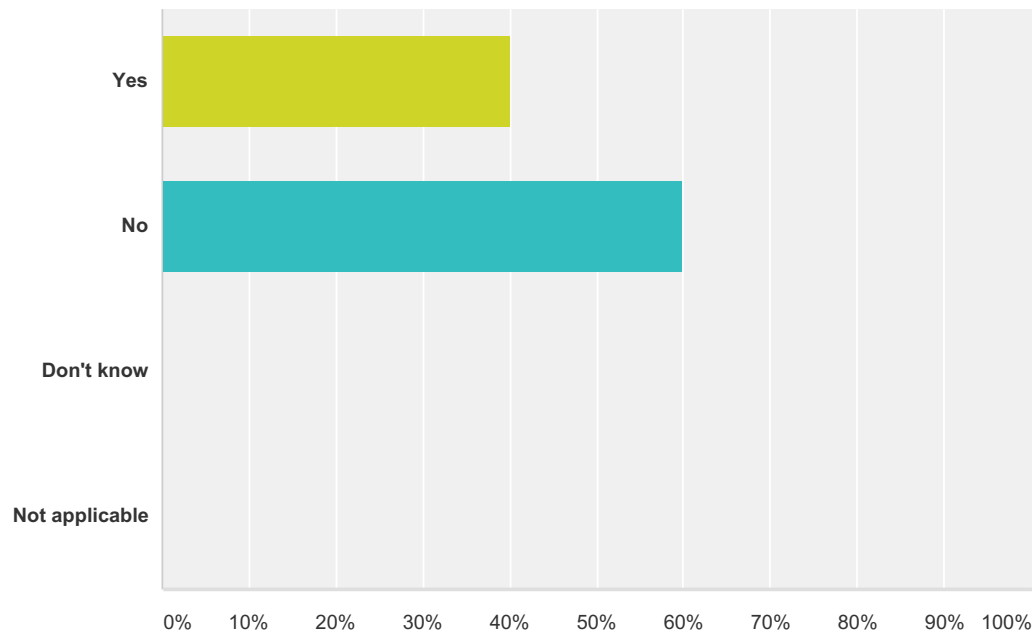


Answer Choices	Responses
Yes	100.00% 1
No	0.00% 0
Don't Know	0.00% 0
<b>Total</b>	<b>1</b>

#	If yes, please describe the procedures.	Date
1	if requested, we make appropriate accommodations	5/21/2014 11:16 AM

### Q66 Do you use consultants to conduct programs on behalf of your department?

Answered: 10 Skipped: 1

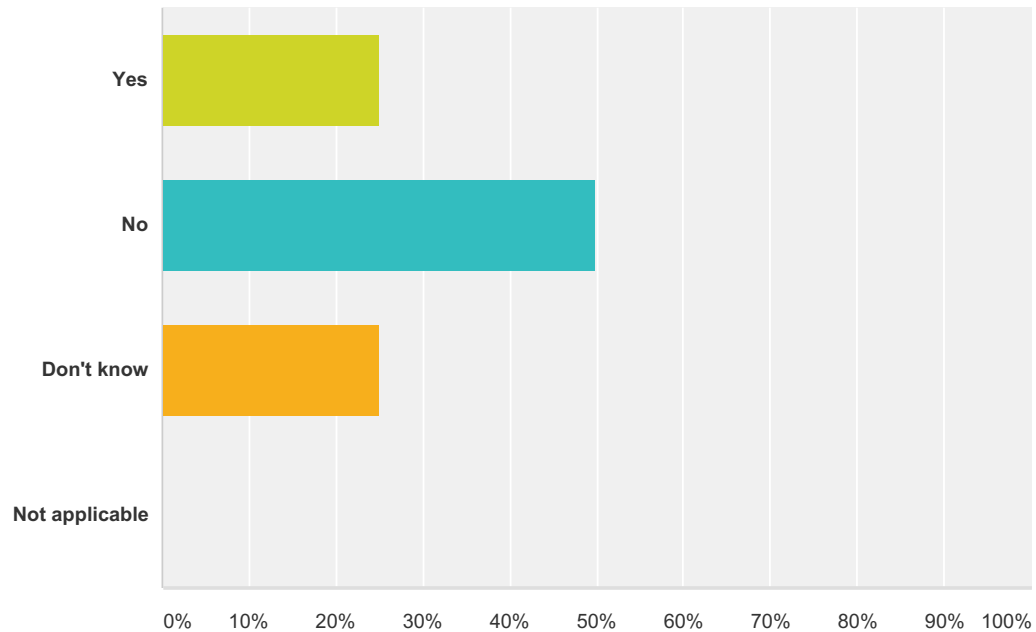


Answer Choices	Responses
Yes	40.00% 4
No	60.00% 6
Don't know	0.00% 0
Not applicable	0.00% 0
<b>Total</b>	<b>10</b>

#	If yes, please list what consultants.	Date
1	Recruitment, Workers Compensation and Training	6/4/2014 10:39 AM
2	independent contractors teach the majority of our classes	5/21/2014 11:16 AM

**Q67 Do you ensure that consultants are aware of their obligations to facilitate participation of individuals with disabilities in programs or activities operated on behalf of your department?**

Answered: 4 Skipped: 7

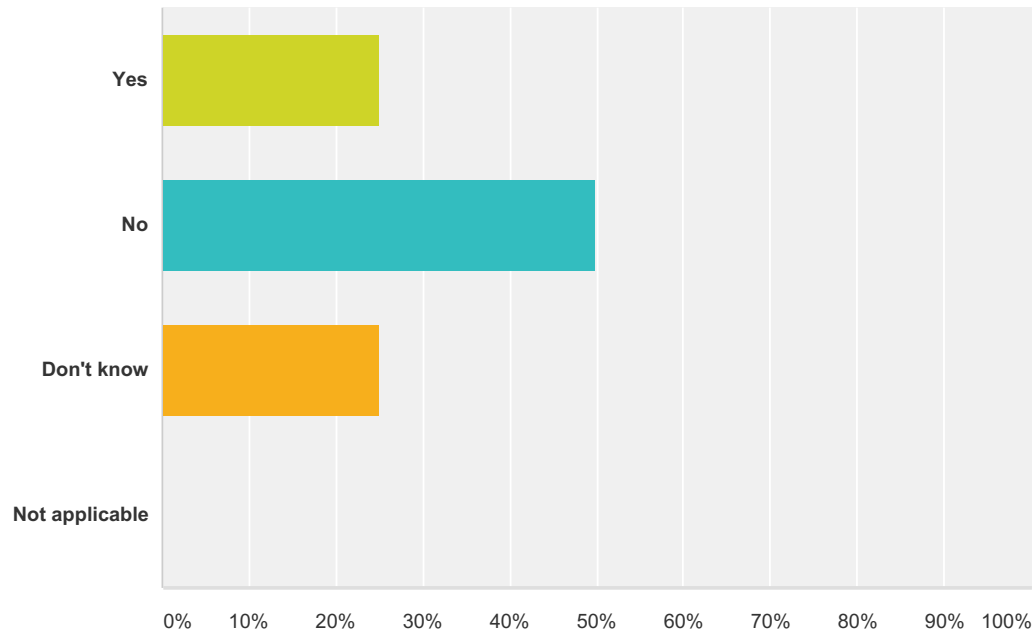


Answer Choices	Responses
Yes	25.00% 1
No	50.00% 2
Don't know	25.00% 1
Not applicable	0.00% 0
<b>Total</b>	<b>4</b>

#	If yes, please describe the procedures.	Date
1	told when brought on to teach	5/21/2014 11:17 AM

## Q68 Do you monitor this obligation?

Answered: 4 Skipped: 7

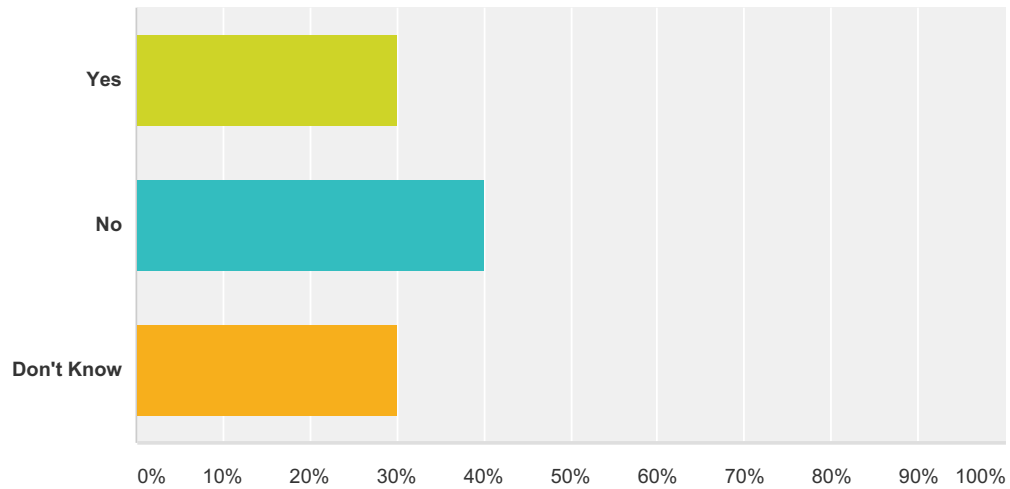


Answer Choices	Responses	
Yes	25.00%	1
No	50.00%	2
Don't know	25.00%	1
Not applicable	0.00%	0
<b>Total</b>		<b>4</b>

#	If yes, please describe your department's procedure:	Date
1	we let them know when someone registers who is special needs	5/21/2014 11:17 AM

### Q69 Do you notify individuals with visual disabilities of emergencies and evacuation procedures?

Answered: 10 Skipped: 1

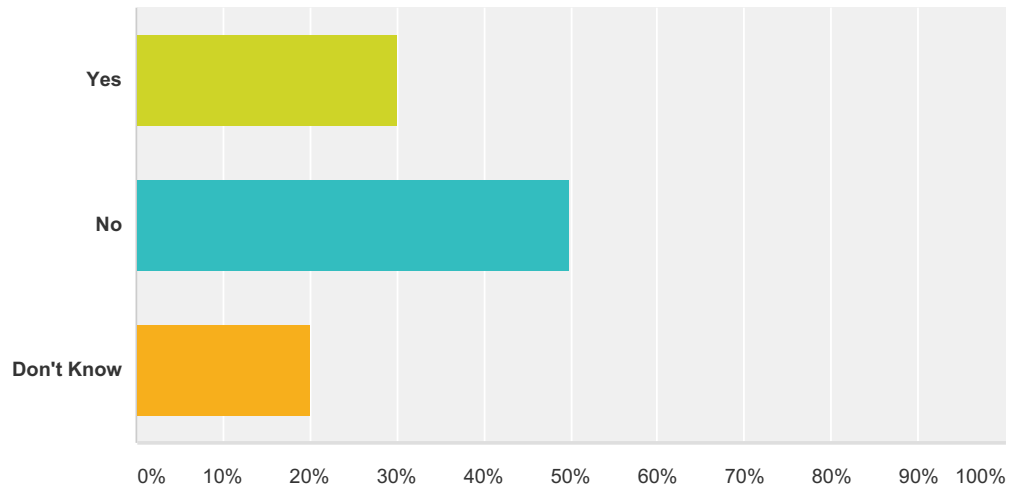


Answer Choices	Responses
Yes	30.00% 3
No	40.00% 4
Don't Know	30.00% 3
<b>Total</b>	<b>10</b>

#	If yes, describe the equipment and/or procedures do you use to notify individuals with visual disabilities of emergencies and evacuation procedures:	Date
1	In our department, there are no employees with visual disabilities, but we would provide if needed.	6/18/2014 12:58 PM
2	In emergency situations, Public Works may be called to assist with this activity. If accommodation was needed, we would contact the appropriate person at the Emergency Operation Center (if activated) or the appropriate person at City Hall to accommodate.	5/23/2014 12:54 PM
3	Braille, plus part of emergency action plan is a walk through of the building and helping anyone who needs assistance evacuating building	5/21/2014 11:21 AM

### Q70 Do you notify individuals with hearing disabilities of emergencies and evacuation procedures?

Answered: 10 Skipped: 1

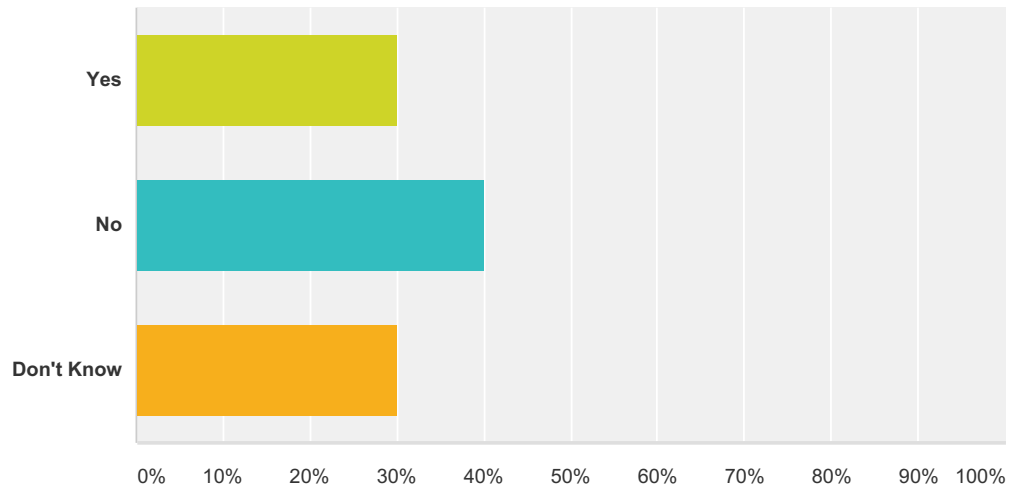


Answer Choices	Responses
Yes	30.00% 3
No	50.00% 5
Don't Know	20.00% 2
<b>Total</b>	<b>10</b>

#	If yes, describe the equipment and/or procedures do you use to notify individuals with hearing disabilities of emergencies and evacuation procedures:	Date
1	In our department, there are no employees with hearing disabilities, but we would provide if needed.	6/18/2014 12:58 PM
2	Public Works would not be the lead. See description above	5/23/2014 12:54 PM
3	part of emergency action plan is a walk through of the building and helping anyone who needs assistance evacuating building	5/21/2014 11:21 AM

### Q71 Do you notify individuals with mobility disabilities of emergencies and evacuation procedures?

Answered: 10 Skipped: 1



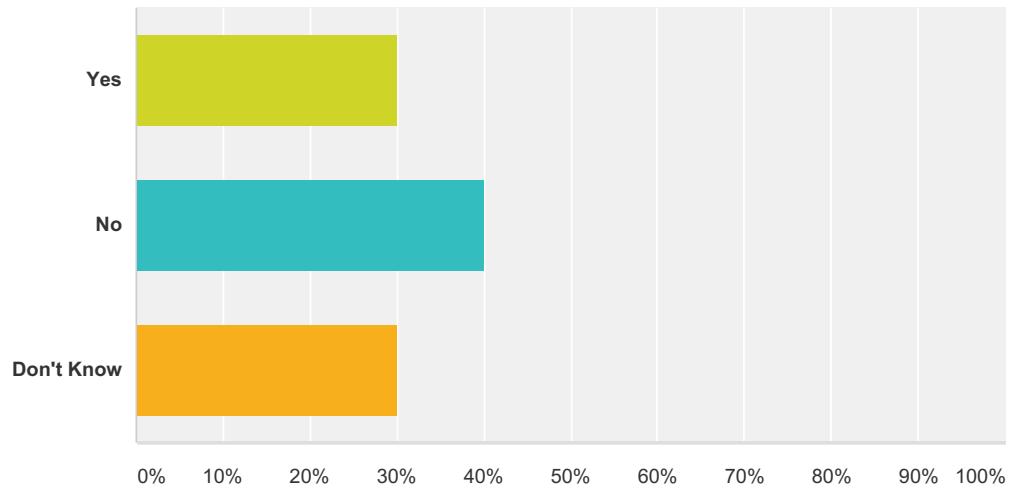
Answer Choices	Responses
Yes	30.00% 3
No	40.00% 4
Don't Know	30.00% 3
<b>Total</b>	<b>10</b>

#	If yes, describe the equipment and/or procedures do you use to notify individuals with mobility disabilities of emergencies and evacuation procedures:	Date
1	In our department, there are no employees with mobility disabilities, but we would provide if needed.	6/18/2014 12:58 PM
2	Public Works would not be the lead. See description above	5/23/2014 12:54 PM
3	part of emergency action plan is a walk through of the building and helping anyone who needs assistance evacuating building	5/21/2014 11:21 AM



## Q72 Do you notify individuals with learning disabilities of emergencies and evacuation procedures?

Answered: 10 Skipped: 1



Answer Choices	Responses
Yes	30.00% 3
No	40.00% 4
Don't Know	30.00% 3
<b>Total</b>	<b>10</b>

#	If yes, describe the equipment and/or procedures do you use to notify individuals with learning disabilities of emergencies and evacuation procedures:	Date
1	In our department, there are no employees with learning disabilities, but we would provided if needed.	6/18/2014 12:58 PM
2	Public Works would not be the lead. See description above	5/23/2014 12:54 PM
3	part of emergency action plan is a walk through of the building and helping anyone who needs assistance evacuating building	5/21/2014 11:21 AM

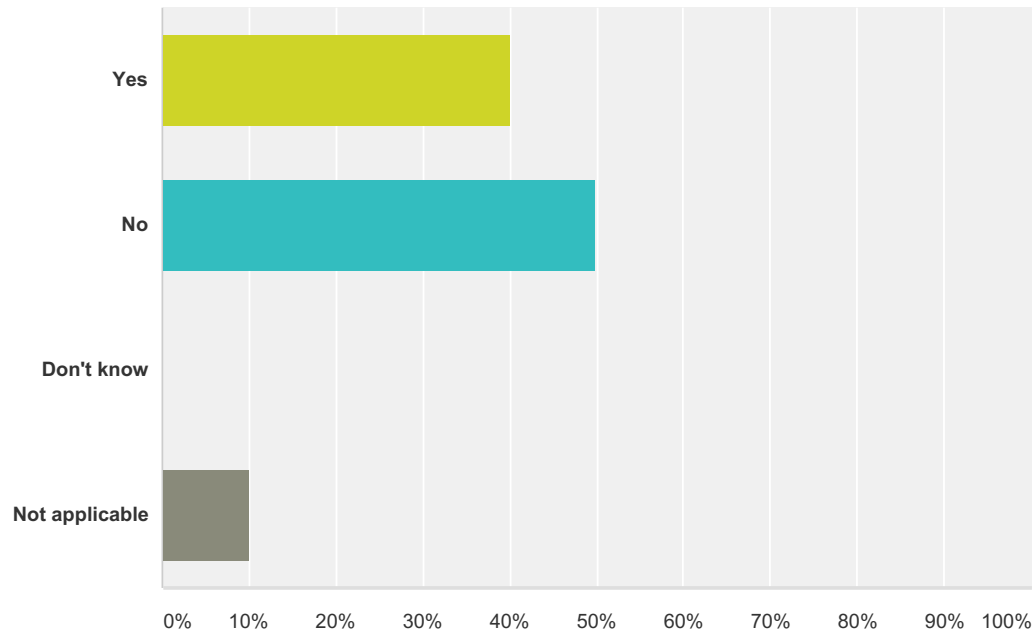
**Q73 List all facilities, or portions of facilities, used for department programs. For each facility, designate the activity for which it is used. (Note: Facilities leased or otherwise used from another person/organization should also be included).**

Answered: 10 Skipped: 1

#	Responses	Date
1	The City Attorney's Office does not provide programs.	6/18/2014 12:58 PM
2	City Hall Conference Rooms - Meetings Community Hall - Meetings and Public Hearings Quinlan Center - Meetings	6/18/2014 10:28 AM
3	We have PCs and/or network equipment and business apps at the following facilities for City staff. City Hall Attorney's Office Quinlan Center Senior Center Service Center Sports Center McClellan Ranch Blackberry Farm Golf Blackberry Farm	6/5/2014 4:51 PM
4	No programs. just City Council meetings at Community Hall.	6/4/2014 9:14 PM
5	City Hall	6/4/2014 10:41 AM
6	Community room for all-hands mandatory employee trainings, wellness programs/health fair, county-wide HR meetings.	6/3/2014 5:22 PM
7	Public Works - Maintenance does not operate programs available to the public. We interact with the public at all public facilities relative to maintenance. For planned projects that are large or complex, public meetings may occur. These would typically occur at either City Hall or Community Hall.	5/23/2014 12:58 PM
8	Community Hall and City Hall	5/22/2014 8:55 AM
9	Will email list to cedilier@mig along with registration form	5/21/2014 11:22 AM
10	City Hall, Library, Service Center, Quinlan, Senior Center, McClellan Ranch, Monta Vista, Portal, Willson, Sport Center, Creekside, Community Hall, Teen Center, Blackberry Farm	5/14/2014 7:57 AM

### Q74 Have you had requests for improving accessibility to your department's programs or facilities?

Answered: 10 Skipped: 1

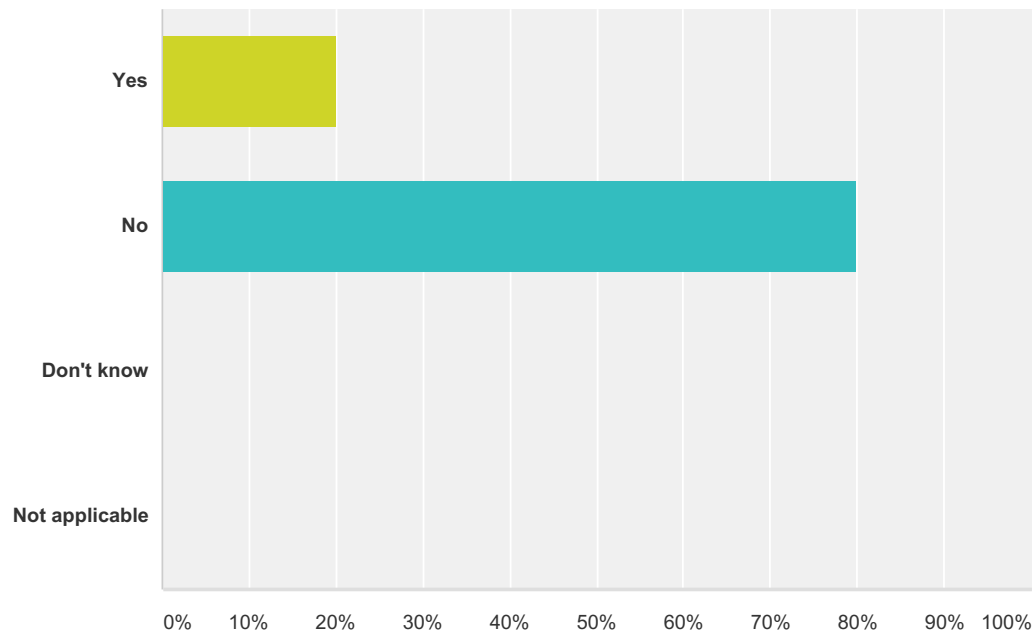


Answer Choices	Responses
Yes	40.00% 4
No	50.00% 5
Don't know	0.00% 0
Not applicable	10.00% 1
<b>Total</b>	<b>10</b>

#	If yes, please describe how many requests and what the requests were for.	Date
1	alternate counter height for cashier window	6/4/2014 10:41 AM
2	Facilities Division responds to requests at public buildings. These requests will be evaluated and completed per ADA requirements. The Streets Division routinely makes improvements to accessible curb ramps through out the City.	5/23/2014 12:58 PM
3	more handicapped parking at the senior center ASL for Shakespeare in the Park	5/21/2014 11:22 AM
4	10 years ago had to make two sets of park restrooms accessible	5/14/2014 7:57 AM

**Q75 Does your department organize special events or do you help facilitate private events on City property such as a park or City building?**

Answered: 10 Skipped: 1

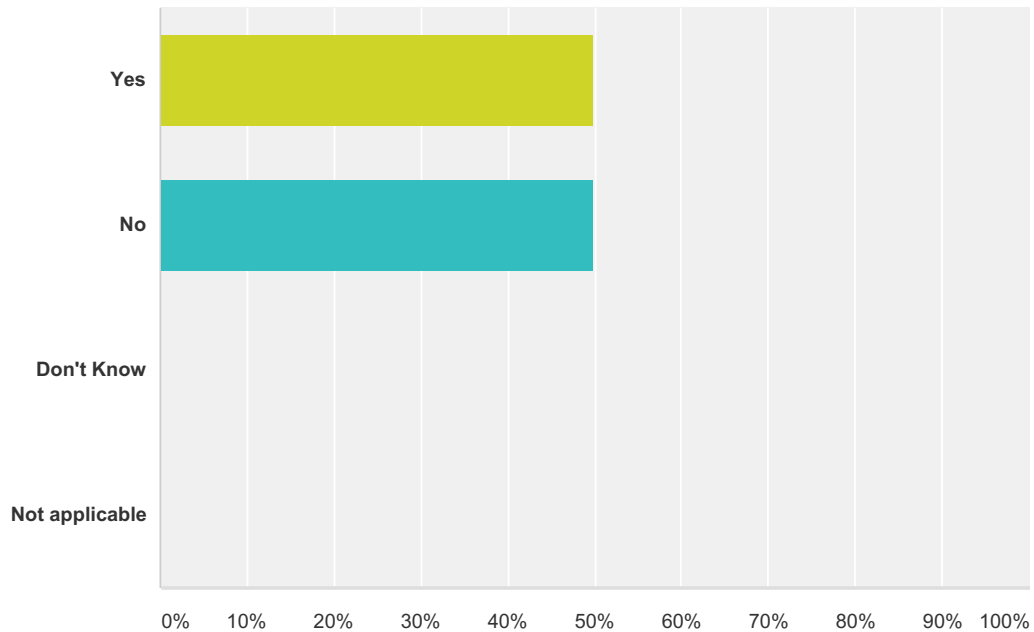


Answer Choices	Responses
Yes	20.00% 2
No	80.00% 8
Don't know	0.00% 0
Not applicable	0.00% 0
<b>Total</b>	<b>10</b>

#	If yes, please describe briefly the type of event and what types of outside organizations are involved.	Date
1	Public Works - Maintenance routinely assists with the set up / traffic control of City festivals and events.	5/23/2014 12:58 PM
2	block parties, festivals, music & movies in the park, Shakespeare in the park, Big Bunny 5k	5/21/2014 11:23 AM

**Q76 Do you ensure that both private entities and your staff are aware of their obligations to facilitate participation of individuals with disabilities in these special events or private events held on public property?**

Answered: 2 Skipped: 9



Answer Choices	Responses
Yes	50.00% 1
No	50.00% 1
Don't Know	0.00% 0
Not applicable	0.00% 0
<b>Total</b>	<b>2</b>

#	If yes, please describe your department's procedures.	Date
1	Our role is to prepare the event. We do not operate.	5/23/2014 12:59 PM
2	require that they provide handicapped parking, Otherwise, accommodations made if requested	5/21/2014 11:24 AM

**Q77 Thank you for completing this survey. This is the last question on the survey. Do you have any accessibility questions for us? Please use this box below for any other questions or comments. When you are done with the survey, please click on the "done" button. Once you click on the "done" button, you will not be able to edit or change your answers to this survey.**

Answered: 3 Skipped: 8

#	Responses	Date
1	Please call me if you have questions about my "don't know" responses. In some cases, I didn't understand the question and needed clarification. 408-777-3380 (May, HR Assistant)	6/3/2014 5:23 PM
2	My understanding that Public Works - Engineering will also be completing this survey from their prospective.	5/23/2014 12:59 PM
3	Nothing to add	5/14/2014 7:57 AM

## Appendix B: Public Meeting Minutes

Public Meeting #1 – September 29, 2014  
Cupertino Senior Center

Public Meeting #2 – February 2, 2015  
Cupertino Senior Center

City of Cupertino ADA Self-Evaluation and Transition Plan  
Public Meeting #1 - Minutes  
September 29, 2014

An open house was held September 29, 2014 at the Cupertino Senior Center's Oak Room. The City received public comment on the accessibility of Cupertino's facilities and public right-of-way.

Meeting announcements were sent out or posted at the following facilities: West Valley Community Services; De Anza College Disability Support Services; Silicon Valley Independent Living Center; Le Beaulieu; Cupertino Senior Center; Sunnyview Retirement Community; Cupertino Library; Cupertino City Hall; Cupertino Courier newspaper; and the City website home page.

**General Comments from the Public:**

- I love living in Cupertino. The school district serves kids with disabilities well. The fire department is nice and polite and has come and helped me many times. I feel safe.
- I don't feel safe after dark because of the cars. I try to do my activities and errands in the morning because traffic starts to pick up in the afternoon.

**Construction**

- More information would be helpful when there is a construction and sidewalk closure. It is very difficult to get around when there are sidewalk closures and detours.
- Provide more signage and better publicize when and where there will be construction so I can plan accordingly. Put a sign a block ahead of the closure so I know it's coming and I can reroute my trip.
- The sidewalk near the 81 stop has been closed and requires me to make three street crossings rather than one in order to get to the bus stop.
- It would be nice if upcoming construction and sidewalk closures were posted on the City's website so I could better plan my day and trips.

**Curb Ramps and Street Crossings**

- I don't feel safe at intersections allowing for right turns on red. Drivers don't always stop; they just roll through the turn. Often drivers don't look and a lot of people have been hit.
- A good place for a no turn on red sign would be at the flea market entrance on Stelling. I was hit while in the crosswalk when a car crossed through the intersection on a red light.



- Drivers think they can get around me and not be in my way while I'm crossing the street in the crosswalk. I take a long time to cross the street and when this happens, I don't always make it in time and have been stranded in the middle of the street because the light wasn't long enough.
- I like countdown timers. I feel more comfortable when I know how much time I have to cross the street.
- Signal buttons at street crossings are too high. They should be 30" maximum above the ground so people with limited arm movement can still reach the button.
- Many signal buttons at pork chop intersections are too far off the path of travel or behind a curb or located on a surface with a log of rocks and debris.
- I have been told by my blind friends it is hard to distinguish between the pavers and the yellow detectable warning plate.

### **Sidewalks**

- The pavers on Stevens Creek Boulevard make traveling down the sidewalk uncomfortable with the vibrations and dangerous. I have fallen out of my chair and was not able to get back into my chair on my own.
- Bikes on sidewalks are an issue, particularly around De Anza College. It would be good if bicyclists were required to get bike licenses.

### **Transit**

- The routes I use most are the 23, 25, and 81.
- The 23 bus only has two wheelchair spaces and there are times when I've been late for doctors' appointments because I have to wait for the next bus to come by because both spaces are already occupied.
- The 23 runs the latest and serves a lot of DeAnza College students with disabilities.

# Help Build a More Accessible Cupertino



Help Cupertino update its ADA Self-Evaluation and Transition Plan

## Join Us!

**Monday**  
**September 29, 2014**  
**5:30 - 7:30 pm**

**Cupertino**  
**Senior Center**  
**Reception Hall**

**21251 Stevens Creek Blvd**  
**Cupertino, CA**  
**CA 95014**

In order to provide accessible services for all residents and visitors, the City of Cupertino is assembling its Americans with Disabilities (ADA) Self-Evaluation and Transition Plan. The City is in the process of evaluating the accessibility of its facilities, programs, and services and would like to hear from **you**.

Please join us for this public meeting where city staff will host a conversation to hear your ideas for improving the accessibility of City services and facilities. You will learn about the evaluation process, and your feedback will be included in the final ADA Transition Plan.

### **Public Transportation**

Santa Clara Valley Transportation Authority (VTA)

For more information, please visit <http://www.vta.org/> or call (408) 321-2300

Routes 23 and 51 serve the Cupertino Senior Center

### **Meeting Accessibility**

The meeting will be hosted in an accessible location. If you need an American Sign Language interpreter, assistive listening device, or other accommodation, you can request assistance by contacting **David Stillman** by email at [DavidS@cupertino.org](mailto:DavidS@cupertino.org) or by calling (408) 777-3249 by September 24, 2014

Meeting materials in alternative formats can be made available upon request.

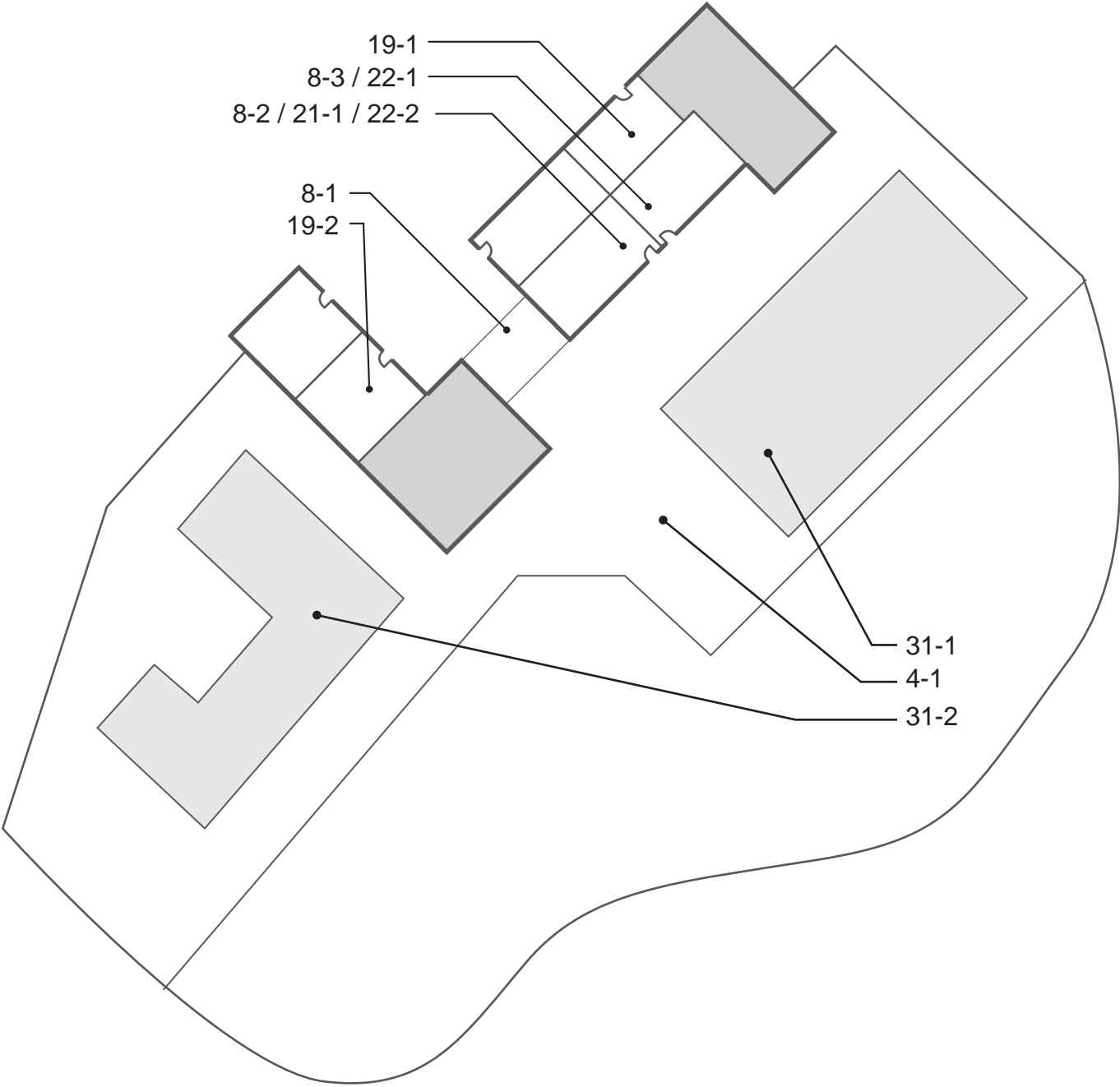


Appendix C: Facility Reports for City Buildings and Parks

Location Name	Cost Estimate
Blackberry Farm	\$69,245
Blackberry Farm Golf Course	\$20,975
Burnett Pedestrian Bridge	\$35,550
Canyon Oaks Park	\$22,070
City Council Chambers	\$1,500
City Hall	\$92,735
Civic Center Plaza	\$19,450
Creekside Park	\$142,045
Franco Park	\$3,980
Hoover Park	\$38,550
Jollyman Park	\$63,020
Library	\$12,375
Linda Vista Park	\$91,060
Mary Ave Dog Park	\$4,100
McClellan Ranch	\$57,905
Memorial Park	\$125,230
Monta Vista Park	\$201,425
Oak Valley Park	\$18,430
Portal Park	\$66,680
Quinlan Community Center	\$145,090
Senior Center	\$59,010
Service Center	\$42,155
Somerset Park	\$20,715
Sport Center	\$128,315
Sterling/Barnhart Park	\$5,125
Stevens Creek Trail	\$90,060
Teen Center	\$6,150
Three Oaks Park	\$21,535
Varian Park	\$44,330
Wilson Park	\$61,310

**Total            \$1,710,120**

Blackberry Farm Pool Facilities  
21975 San Fernando Ave  
Cupertino, CA



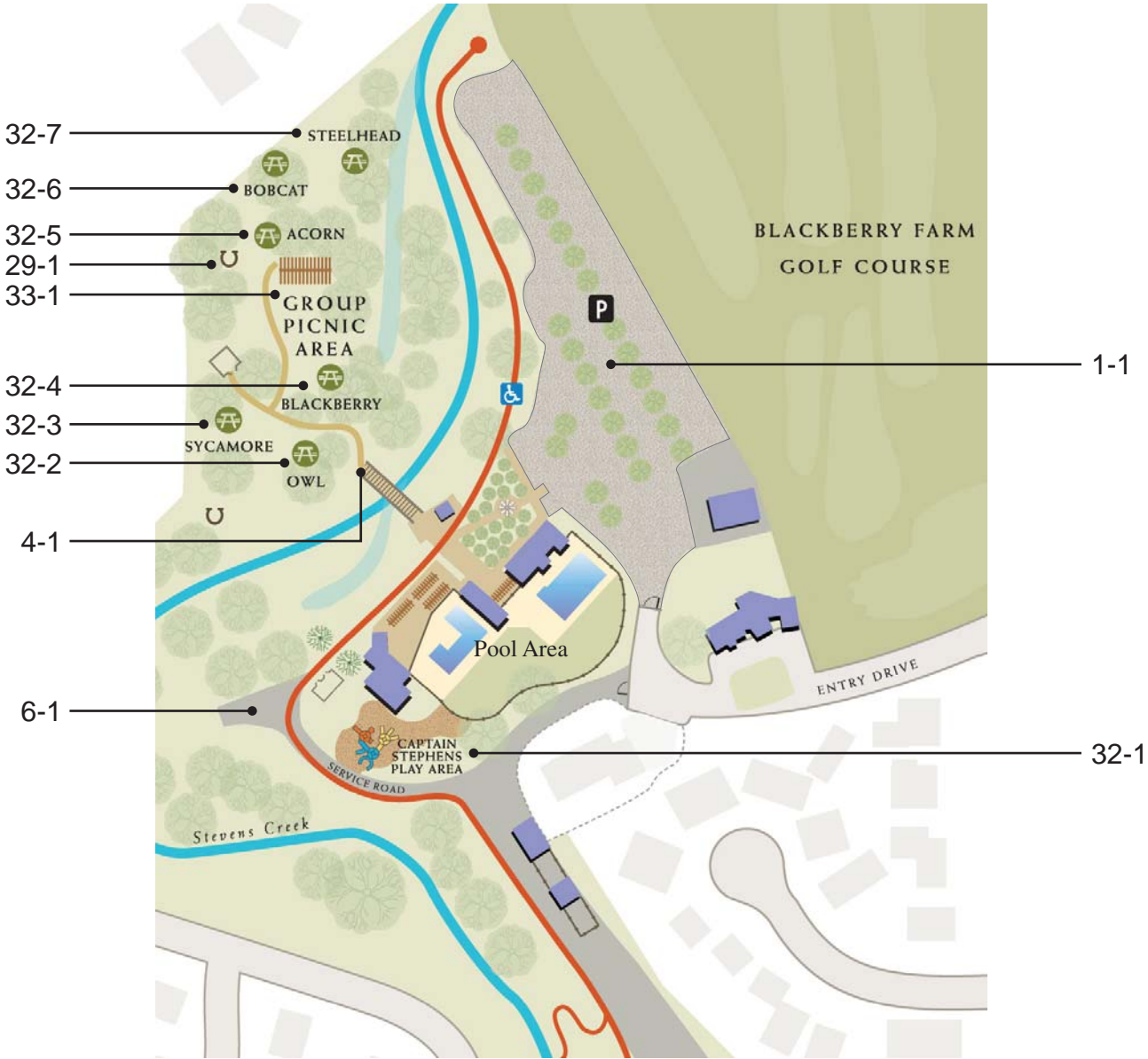
## Cupertino ADA

Blackberry Farm

<b>4 - 1</b>	<b>Walk</b>	Category: 2
<b>Regrade surface</b>		\$0
Notes: Cross slope of concrete path is up to 2.8% on the pool deck (2.0% max).		
CBC: 11B-403.3		
Other: ADA 403.3		
<b>8 - 1</b>	<b>Door/Gate</b>	Category: 1
<b>Adjust door closer</b>		\$125
Notes: Door opening force is 16 lbs (5 lbs max).		
CBC: 11B-404.2.9		
Other: ADA 404.2.9		
<b>8 - 2</b>	<b>Door/Gate</b>	Category: 2
<b>Adjust door closer</b>		\$125
Notes: Door opening force is 11.5 lbs (5 lbs max).		
CBC: 11B-404.2.9		
Other: ADA 404.2.9		
<b>8 - 3</b>	<b>Door/Gate</b>	Category: 2
<b>Adjust door closer</b>		\$125
Notes: Door opening force is 11 lbs (5 lbs max).		
CBC: 11B-404.2.9		
Other: ADA 404.2.9		
<b>19 - 1</b>	<b>Multiple User Restroom</b>	Category: 2
<b>Provide an accessible lavatory</b>		\$3,000
Notes: Centerline of the lavatory is 17.5" from side wall (18" min).		
CBC: 11B-606.6		
Other: -		
<b>19 - 2</b>	<b>Multiple User Restroom</b>	Category: 2
<b>Install restroom sign</b>		\$250
Notes: Federal sign is located on the hinge side of the door (required federal sign is to be mounted on the latch side of the door).		
CBC: -		
Other: ADA 703		
<b>21 - 1</b>	<b>Locker Room</b>	Category: 2
<b>Provide clear floor or turning space</b>		\$3,000
Notes: Turning space in the women's changing room is 56" (60" min).		
CBC: 11B-803.2		
Other: ADA 304.3.1, ADA 304.3.2, ADA 306.3, ADA 803.2		

**Cupertino ADA**  
Blackberry Farm

<b>22 - 1</b>	<b>Bathing Facility</b>	Category: 2
<b>Replace water controls</b>		<b>\$500</b>
Notes: Water controls are located 32" from the seat on the rear wall in the men's shower (19" min to 27" max).		
CBC: 11B-608.5.2		
Other: -		
<b>22 - 2</b>	<b>Bathing Facility</b>	Category: 2
<b>Replace water controls</b>		<b>\$500</b>
Notes: Water controls are located 31.5" from the seat on the rear wall in the women's shower (19" min to 27" max). Showerhead mounted higher than 48" max allowed.		
CBC: 11B-608, 11B-608.5.2		
Other: ADA 608		
<b>31 - 1</b>	<b>Swimming Pool / Wading Pools / Spas (int. or ext.)</b>	Category: 2
<b>Install handrail</b>		<b>\$5,000</b>
Notes: The clear width between the handrails is 51" (33"min to 38" max).		
CBC: 11B-1009.3.3		
Other: ADA 1009.3.3		
<b>Raise or lower existing handrail</b>		<b>\$0</b>
Notes: Handrail top surface is mounted 33" AFF (34" min to 38" max).		
CBC: 11B-1009.3.3		
Other: ADA 1009.3.3		
<b>31 - 2</b>	<b>Swimming Pool / Wading Pools / Spas (int. or ext.)</b>	Category: 2
<b>Install handrail</b>		<b>\$5,000</b>
Notes: The clear width between the handrails is 46.5" (33"min to 38" max).		
CBC: 11B-1009.3.3		
Other: ADA 1009.3.3		
<b>Raise or lower existing handrail</b>		<b>\$0</b>
Notes: Handrail top surface is mounted 32.25" AFF (34" min to 38" max).		
CBC: 11B-1009.3.3		
Other: ADA 1009.3.3		
<b>Provide an accessible method for entering the pool</b>		<b>\$5,000</b>
Notes: A second accessible entry is not provided.		
CBC: 11B-242.2		
Other: ADA 242.2		



**Cupertino ADA**

Blackberry Farm

<b>Park</b>		
<b>1 - 1</b>	<b>Parking Area</b>	Category: 1
<b>Install reserved parking sign</b>		<b>\$375</b>
Notes: No tow-away warning sign provided at street entry or at accessible parking space. No additional sign is provided stating "Minimum fine \$250".		
CBC: 11B-502.6.2, 11B-502.8		
Other: -		
<b>Provide detectable warnings</b>		<b>\$500</b>
Notes: No detectable warning provided on curb ramp leading from parking area to path of travel.		
CBC: 11B-705.1.2		
Other: -		
<b>4 - 1</b>	<b>Walk</b>	Category: 1
<b>Grind or patch vertical change of grade</b>		<b>\$250</b>
Notes: 1" change in level at the joint between the end of the pedestrian bridge and ground level (1/4" max, up to 1/2" with a bevel).		
CBC: 11B-303.2		
Other: ADA 303.2, ADA 303.3		
<b>6 - 1</b>	<b>Stairway</b>	Category: 2
<b>Install tread striping</b>		<b>\$45</b>
Notes: No tread striping is provided on three risers leading to the pedestrian bridge.		
CBC: 11B-504.4.1		
Other: -		
<b>29 - 1</b>	<b>Game and Sports Area</b>	Category: 3
<b>Provide an accessible path of travel</b>		<b>\$400</b>
Notes: An accessible route to two horse shoe pits is not provided. Route is 20 linear feet over compacted natural surface.		
CBC: 11B-206.2.2		
Other: ADA 206.2.2		
<b>32 - 1</b>	<b>Picnic Area</b>	Category: 2
<b>Provide an accessible path of travel</b>		<b>\$400</b>
Notes: An accessible route to the picnic area is not provided to 9 picnic tables on natural surface.		
CBC: 11B-403		
Other: AGODA F245.4		



**Cupertino ADA**

Blackberry Farm

<b>Park</b>		
<b>32 - 2</b>	<b>Picnic Area</b>	Category: 2
<b>Provide an accessible path of travel</b>		<b>\$400</b>
Notes: An accessible route to the picnic area is not provided to 15 picnic tables on natural surface.		
CBC: 11B-403		
Other: AGODA F245.4		
<b>Provide an accessible picnic unit</b>		<b>\$6,400</b>
Notes: An accessible table is not provided in a picnic area with 15 tables. (2 required).		
CBC: 11B-246.5		
Other: -		
<b>32 - 3</b>	<b>Picnic Area</b>	Category: 2
<b>Provide an accessible path of travel</b>		<b>\$400</b>
Notes: An accessible route to the picnic area is not provided to 15 picnic tables on natural surface.		
CBC: 11B-403		
Other: AGODA F245.4		
<b>Provide an accessible picnic unit</b>		<b>\$6,400</b>
Notes: An accessible table is not provided in a picnic area with 15 tables. (2 required).		
CBC: 11B-246.5		
Other: -		
<b>32 - 4</b>	<b>Picnic Area</b>	Category: 2
<b>Provide an accessible path of travel</b>		<b>\$400</b>
Notes: An accessible route to the picnic area is not provided to 35 picnic tables on natural surface.		
CBC: 11B-403		
Other: AGODA F245.4		
<b>Provide an accessible picnic unit</b>		<b>\$9,600</b>
Notes: An accessible table is not provided in a picnic area with 35 tables. (3 required).		
CBC: 11B-246.5		
Other: -		

**Cupertino ADA**


Blackberry Farm

<b>Park</b>		
<b>32 - 5</b>	<b>Picnic Area</b>	Category: 2
<b>Provide an accessible path of travel</b>		<b>\$400</b>
Notes: An accessible route to the picnic area is not provided to 4 picnic tables on natural surface.		
CBC: 11B-403		
Other: AGODA F245.4		
<b>Provide an accessible picnic unit</b>		<b>\$6,400</b>
Notes: An accessible table is not provided in a picnic area with 4 tables. (2 required).		
CBC: 11B-246.5		
Other: -		
<b>32 - 6</b>	<b>Picnic Area</b>	Category: 2
<b>Provide an accessible path of travel</b>		<b>\$400</b>
Notes: An accessible route to the picnic area is not provided to 8 picnic tables on natural surface.		
CBC: 11B-403		
Other: AGODA F245.4		
<b>Provide an accessible picnic unit</b>		<b>\$6,400</b>
Notes: An accessible table is not provided in a picnic area with 8 tables. (2 required).		
CBC: 11B-246.5		
Other: -		
<b>32 - 7</b>	<b>Picnic Area</b>	Category: 2
<b>Provide an accessible path of travel</b>		<b>\$400</b>
Notes: An accessible route to the picnic area is not provided to 16 picnic tables on natural surface.		
CBC: 11B-403		
Other: AGODA F245.4		
<b>Provide an accessible picnic unit</b>		<b>\$6,400</b>
Notes: An accessible table is not provided in a picnic area with 16 tables. (2 required).		
CBC: 11B-246.5		
Other: -		

**Cupertino ADA**  
Blackberry Farm

Park		
33 - 1	Outdoor Constructed Features	Category: 2
<b>Modify operating mechanism</b>		<b>\$250</b>
Notes: No accessible grill provided in picnic area with 13 grills (20% min). Grills' operating mechanism is located 65" AFF (15" min to 48" max).		
CBC: -		
Other: AGODA 1011.3		
<b>Provide an accessible path of travel</b>		<b>\$400</b>
Notes: An accessible route to the fixed trash/recycling container is not provided.		
CBC: -		
Other: AGODA 1011.2.1		

Blackberry Farm Golf Course  
22100 Stevens Creek Boulevard  
Cupertino, CA



## Cupertino ADA

### Blackberry Farm Golf Course

<b>1 - 1</b>	<b>Parking Area</b>	Category: 1
<b>Regrade accessible parking space or access aisle</b>		\$1,600
Notes: Parking space close to the golf course has a slope of 3.4% to 4% slope (2% max). Parking spaces in front of the restaurant have a slope of up to 5.6% slope (2% max).		
CBC: 11B-502.4		
Other: ADA 502.4		
<b>Provide detectable warnings</b>		\$2,500
Notes: No detectable warning provided on 5 curb ramps.		
CBC: 11B-705.1.2		
Other: -		
<b>4 - 1</b>	<b>Walk</b>	Category: 1
<b>Grind or patch vertical change of grade</b>		\$250
Notes: 1.25" wide and 0.75" deep change in level at joints (1/4" max, up to 1/2" with a bevel).		
CBC: 11B-303.2		
Other: ADA 303.2, ADA 303.3		
<b>5 - 1</b>	<b>Ramp</b>	Category: 1
<b>Install a handrail</b>		\$125
Notes: Handrail gripping surface is obstructed by spindle hatch.		
CBC: 11B-505.6		
Other: ADA 505.6		
<b>Regrade or replace ramp</b>		\$3,400
Notes: Ramp slope is up to 8.6% (8.33% max).		
CBC: 11B-405.2		
Other: ADA 405.2		
<b>7 - 1</b>	<b>Hazard</b>	Category: 1
<b>Remove overhanging or protruding objects</b>		\$125
Notes: Air conditioner overhangs 16.5" from the wall at 70.5" AFF (80" min).		
CBC: 11B-307.4		
Other: ADA 307.4		
<b>8 - 1</b>	<b>Door/Gate</b>	Category: 1
<b>Adjust door closer</b>		\$125
Notes: Door opening force is 7 lbs (5 lbs max).		
CBC: 11B-404.2.9		
Other: ADA 404.2.9		

## Cupertino ADA

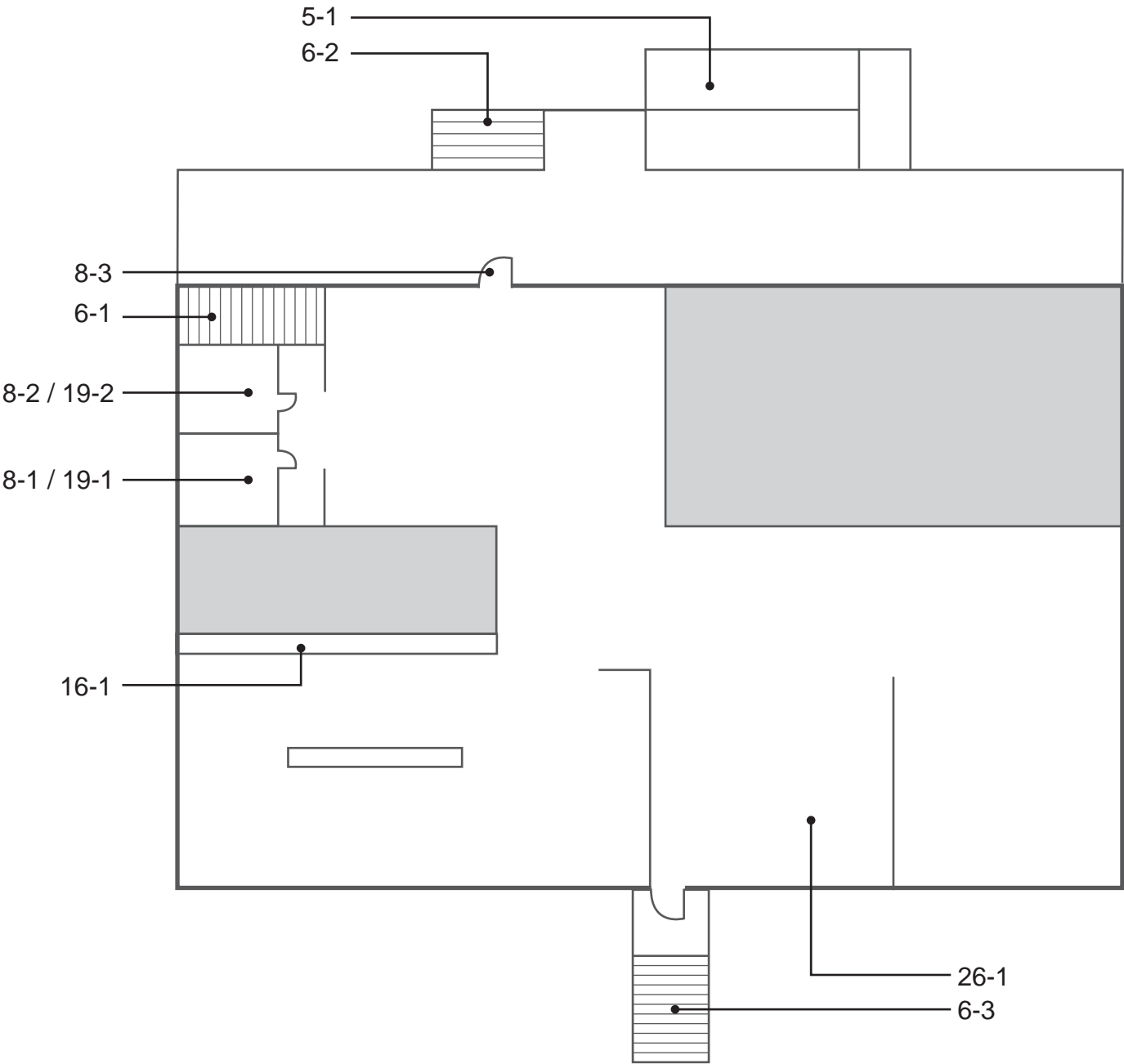
### Blackberry Farm Golf Course

<b>8 - 2</b>	<b>Door/Gate</b>	Category: 2
<b>Adjust door closer</b>		\$125
Notes: Door opening force to men's restroom is 11 lbs (5 lbs max).		
CBC: 11B-404.2.9		
Other: ADA 404.2.9		
<b>Provide or modify door kickplate</b>		\$225
Notes: A smooth and uninterrupted kick plate surface is not provided. Door stop is located in the 10" space above the finished floor.		
CBC: 11B-404.2.10		
Other: ADA 404.2.10		
<b>8 - 3</b>	<b>Door/Gate</b>	Category: 2
<b>Adjust door closer</b>		\$125
Notes: Door opening force to women's restroom is 9 lbs (5 lbs max).		
CBC: 11B-404.2.9		
Other: ADA 404.2.9		
<b>Provide or modify door kickplate</b>		\$225
Notes: A smooth and uninterrupted kick plate surface is not provided. Door stop is located in the 10" space above the finished floor.		
CBC: 11B-404.2.10		
Other: ADA 404.2.10		
<b>Provide strike edge clearance</b>		\$2,500
Notes: Front approach strike-edge clearance on the swing side of the door is 1.5" (18" min). (move door to wall)		
CBC: 11B-404.2.4.1		
Other: ADA 404.2.4.1		
<b>16 - 1</b>	<b>Built-in Elements</b>	Category: 4
<b>Provide an accessible counter</b>		\$1,500
Notes: No accessible service counter provided in the pro shop. Counter is 40" AFF (34" max).		
CBC: 11B-227.3		
Other: ADA 227.3		

## Cupertino ADA

### Blackberry Farm Golf Course

<b>19 - 1</b>	<b>Multiple User Restroom</b>	Category: 2
<b>Provide or replace compartment door hardware</b>		<b>\$175</b>
Notes: Compartment door does not have handle on inside (Compartment door must have U-shaped handles both inside and outside of the door and be self-closing).		
CBC: 11B-604.8.1.2		
Other: ADA 604.8.1.2		
<b>Replace toilet or adjust toilet seat height</b>		<b>\$3,000</b>
Notes: Water closet seat height is 16" AFF (17" min to 19" max).		
CBC: 11B-604.4		
Other: ADA 604.4		
<b>Replace or modify grab bars</b>		<b>\$300</b>
Notes: Side grab bar extends 51" from the rear wall (54" min).		
CBC: 11B-604.5.1		
Other: ADA 604.5.1		
<b>19 - 2</b>	<b>Multiple User Restroom</b>	Category: 2
<b>Provide or replace compartment door hardware</b>		<b>\$175</b>
Notes: Compartment door does not have handle on inside (Compartment door must have U-shaped handles both inside and outside of the door and be self-closing).		
CBC: 11B-604.8.1.2		
Other: ADA 604.8.1.2		
<b>20 - 1</b>	<b>Single User Restroom</b>	Category: 2
<b>Provide an accessible lavatory</b>		<b>\$3,000</b>
Notes: Centerline of lavatory is 17.5" from side wall (18" min).		
CBC: 11B-606.6		
Other: -		
<b>Provide clear floor or turning space</b>		<b>\$3,000</b>
Notes: Maneuvering clearance between urinal and the water closet is 54" (60" min).		
CBC: 11B-404.2.4.1		
Other: ADA 404.2.4.1		
<b>Provide an accessible path of travel</b>		<b>\$0</b>
Notes: There is a 1" threshold at the entrance to the restroom (.25" max, .5" max with bevel).		
CBC: 11B-206.2		
Other: ADA 206.2		





## Cupertino ADA

### Blue Pheasant Restaurant

<b>5 - 1</b>	<b>Ramp</b>	Category: 4
<b>Provide a level landing</b>		<b>\$2,500</b>
Notes: Intermediate landing is 48" by 69" (Min. 60" by 72" in the direction of downward travel when there is change in direction at a landing between ramp runs).		
CBC: 11B-405.7		
Other: ADA 405.7.4		
<b>6 - 1</b>	<b>Stairway</b>	Category: 4
<b>Install tread striping</b>		<b>\$30</b>
Notes: No tread striping provided on top and bottom risers.		
CBC: 11B-504.4.1		
Other: -		
<b>Raise or lower existing handrail</b>		<b>\$500</b>
Notes: Handrail top surface is mounted 32" above tread surface, 15 risers (34" min to 38" max).		
CBC: 11B-505.4		
Other: ADA 505.4		
<b>Install a handrail</b>		<b>\$125</b>
Notes: No extension is not provided at the bottom of the handrail (12" min).		
CBC: 11B-505.10.3		
Other: ADA 505.10.3		
<b>6 - 2</b>	<b>Stairway</b>	Category: 4
<b>Install tread striping</b>		<b>\$105</b>
Notes: No tread striping provided on 7 risers.		
CBC: 11B-504.4.1		
Other: -		

**Cupertino ADA**

## Blue Pheasant Restaurant

<b>6 - 3</b>	<b>Stairway</b>	Category: 4
<b>Install tread striping</b>		<b>\$240</b>
Notes: No tread striping provided on 16 risers.		
CBC: 11B-504.4.1		
Other: -		
<b>Install a handrail</b>		<b>\$125</b>
Notes: Handrail gripping surface is obstructed by spindle hatch.		
CBC: 11B-505.6		
Other: ADA 505.6		
<b>Repair stair nosing</b>		<b>\$2,000</b>
Notes: Tread nosing overhangs riser horizontally at 90 degrees (30 degrees max) at a depth of .5".		
CBC: 11B-504.5		
Other: ADA 504.5		
<b>8 - 1</b>	<b>Door/Gate</b>	Category: 4
<b>Adjust door closer</b>		<b>\$125</b>
Notes: Door opening force at women's restroom is 10 lbs (5 lbs max).		
CBC: 11B-404.2.9		
Other: ADA 404.2.9		
<b>Provide strike edge clearance</b>		<b>\$2,500</b>
Notes: Front approach strike-edge clearance on the pull side of the door is 5.5" (18" min).		
CBC: 11B-404.2.4.1		
Other: ADA 404.2.4.1		
<b>Increase maneuvering space</b>		<b>\$1,000</b>
Notes: Front approach maneuvering clearance on the pull side of the door is 58.5" (60" min).		
CBC: 11B-404.2.4		
Other: ADA 404.2.4.1		

## Cupertino ADA

### Blue Pheasant Restaurant

<b>8 - 2</b>	<b>Door/Gate</b>	Category: 4
<b>Adjust door closer</b>		\$125
Notes: Door opening force at men's restroom is 10 lbs (5 lbs max).		
CBC: 11B-404.2.9		
Other: ADA 404.2.9		
<b>Provide strike edge clearance</b>		\$2,500
Notes: Front approach strike-edge clearance on the pull side of the door is 9.5" (18" min).		
CBC: 11B-404.2.4.1		
Other: ADA 404.2.4.1		
<b>Increase maneuvering space</b>		\$1,000
Notes: Front approach maneuvering clearance on the pull side of the door is 58.5" (60" min).		
CBC: 11B-404.2.4		
Other: ADA 404.2.4.1		
<b>8 - 3</b>	<b>Door/Gate</b>	Category: 4
<b>Provide strike edge clearance</b>		\$0
Notes: Front approach strike-edge clearance on the push side of the door is not provided due to movable fan (18" min).		
CBC: 11B-404.2.4.1		
Other: ADA 404.2.4.1		
<b>Adjust door closer</b>		\$125
Notes: Door opening force is 13 lbs (5 lbs max).		
CBC: 11B-404.2.9		
Other: ADA 404.2.9		
<b>Provide sign(s) indicating accessible entries</b>		\$500
Notes: Sign indicating the location of an accessible entry are not provided at non-accessible entry.		
CBC: 11B-216.6		
Other: ADA 216.6		
<b>16 - 1</b>	<b>Built-in Elements</b>	Category: 4
<b>Provide an accessible counter</b>		\$1,500
Notes: No accessible counter provided at the bar (34" max).		
CBC: 11B-904.4		
Other: ADA 904.4.1		

## Cupertino ADA

### Blue Pheasant Restaurant

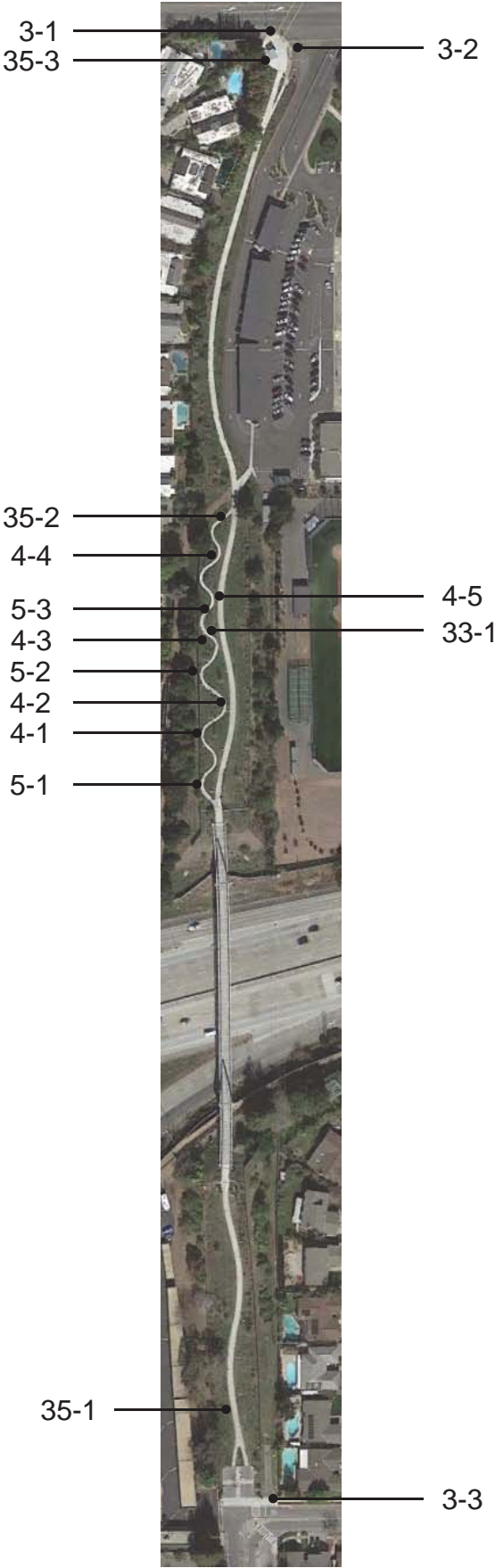
<b>19 - 1 Multiple User Restroom</b>	Category: 4
<b>Provide or replace compartment door hardware</b>	\$175
Notes: Compartment door does not have a handle on inside the door (Compartment door must have U-shaped handles both inside and outside of the door and be self-closing).	
CBC: 11B-604.8.1.2	
Other: ADA 604.8.1.2	
<b>Reposition toilet flush controls</b>	\$750
Notes: Flush control is not located on wide side of fixture (flush control is required to be located on the open side of the fixture).	
CBC: 11B-604.6	
Other: ADA 604.6	
<b>Replace or reposition dispenser</b>	\$125
Notes: Toilet paper is mounted 7" behind the front of the fixture. (7" min.-9" max. in front of fixture).	
CBC: 11B-604.7	
Other: ADA 604.7	
<b>19 - 2 Multiple User Restroom</b>	Category: 4
<b>Provide or replace compartment door hardware</b>	\$175
Notes: Compartment door does not have a handle on inside the door and is not self-closing (Compartment door must have U-shaped handles both inside and outside of the door and be self-closing).	
CBC: 11B-604.8.1.2	
Other: ADA 604.8.1.2	
<b>Modify stall partitions</b>	\$500
Notes: Water closet compartment is 59.5" wide (60" min).	
CBC: 11B-604.8.1.1	
Other: ADA 604.3.1	
<b>Replace or reposition fixtures</b>	\$1,250
Notes: Centerline of water closet is 18.75" from side wall (17"min. -18" max).	
CBC: 11B-604.2	
Other: ADA 604.2	

## Cupertino ADA

Blue Pheasant Restaurant

26 - 1	Eating Area	Category: 4
<b>Provide an accessible table</b>		\$0
Notes: No accessible tables provided in the restaurant.		
CBC: 11B-306.3, 11B-902.3		
Other: ADA 306.3, ADA 902.3		
<b>Provide accessible seating</b>		\$2,500
Notes: No accessible seating provided in restaurant. (5% min.)		
CBC: 11B-226.1		
Other: ADA 226.1		

Burnett Pedestrian Bridge and Trail  
Mary Avenue and Meteor Drive  
Cupertino, CA



## Cupertino ADA

### Burnett Pedestrian Bridge

<b>3 - 1</b>	<b>Curb Ramp</b>	Category: 1
<b>Install, replace or modify curb ramp</b>		<b>\$2,460</b>
Notes: Slope of the curb ramp is 8.6% (8.33% max).		
CBC: 11B-405.2, 11B-406		
Other: ADA 405.2, ADA 406.1		
<b>Provide a level landing</b>		<b>\$2,500</b>
Notes: Counter slope at the base of the curb ramp is 5.9% (5.0% max).		
CBC: 11B-406.5.8		
Other: ADA 406.2		
<b>3 - 2</b>	<b>Curb Ramp</b>	Category: 1
<b>Provide a level landing</b>		<b>\$2,500</b>
Notes: Counter slope at the base of the curb ramp is 6.5% (5.0% max).		
CBC: 11B-406.5.8		
Other: ADA 406.2		
<b>3 - 3</b>	<b>Curb Ramp</b>	Category: 1
<b>Provide a level landing</b>		<b>\$90</b>
Notes: Top landing has a slope of 2.6% (2% max).		
CBC: 11B-406.5.3		
Other: ADA 406.4, ADA 406.7		
<b>4 - 1</b>	<b>Walk</b>	Category: 1
<b>Regrade surface</b>		<b>\$760</b>
Notes: Cross slope of concrete path is up to 2.9% for 19 linear feet (2.0% max).		
CBC: 11B-403.3		
Other: ADA 403.3		
<b>4 - 2</b>	<b>Walk</b>	Category: 1
<b>Regrade surface</b>		<b>\$6,040</b>
Notes: Running slope of concrete path is up to 5.5% for 151 linear feet (5.0% max) and cross slope is up to 5% for 60 linear feet (2.0% max).		
CBC: 11B-403.3		
Other: ADA 403.3		
<b>4 - 3</b>	<b>Walk</b>	Category: 1
<b>Regrade surface</b>		<b>\$1,960</b>
Notes: Cross slope of concrete path is up to 6.3% for 49 linear feet (2.0% max).		
CBC: 11B-403.3		
Other: ADA 403.3		

## Cupertino ADA

### Burnett Pedestrian Bridge

<b>4 - 4</b>	<b>Walk</b>	Category: 1
<b>Regrade surface</b>		<b>\$7,040</b>
Notes: Running slope of concrete path is up to 6% (5.0% max) and cross slope is up to 4% (2.0% max) for 176 linear feet.		
CBC: 11B-403.3		
Other: ADA 403.3		
<b>Provide a level landing</b>		<b>\$250</b>
Notes: Level landing at the bottom of the walk has a cross slope of up to 2.3% (2% max).		
CBC: 11B-403.7		
Other: -		
<b>4 - 5</b>	<b>Walk</b>	Category: 1
<b>Regrade surface</b>		<b>\$600</b>
Notes: Cross slope of concrete path is up to 4.1% for 15 linear feet (2.0% max).		
CBC: 11B-403.3		
Other: ADA 403.3		
<b>5 - 1</b>	<b>Ramp</b>	Category: 1
<b>Provide a level landing</b>		<b>\$150</b>
Notes: Top landing has a slope of 2.3% (2% max).		
CBC: 11B-405.7.1		
Other: ADA 302, ADA 405.7.1		
<b>Provide a level landing</b>		<b>\$250</b>
Notes: Intermediate level landing is 54" long (60" long min).		
CBC: 11B-405.7		
Other: ADA 405.7.4		
<b>5 - 2</b>	<b>Ramp</b>	Category: 1
<b>Regrade or replace ramp</b>		<b>\$0</b>
Notes: Ramp width is 47" (48" min).		
CBC: 11B-405.5		
Other: ADA 405.5		
<b>Provide a level landing</b>		<b>\$150</b>
Notes: Slope of bottom landing is 2.8% (2.0% max).		
CBC: 11B-405.7.1		
Other: ADA 302, ADA 405.7.1		



## Cupertino ADA

### Burnett Pedestrian Bridge

<b>5 - 3</b>	<b>Ramp</b>	Category: 1
<b>Regrade or replace ramp</b>		\$9,350
Notes: Ramp cross slope is up to 5.3% for 22 linear feet (2.0% max).		
CBC: 11B-405.3		
Other: ADA 405.3		
<b>Provide a level landing</b>		\$150
Notes: Slope of bottom landing is 4.1% (2.0% max).		
CBC: 11B-405.7.1		
Other: ADA 302, ADA 405.7.1		
<b>33 - 1</b>	<b>Outdoor Constructed Features</b>	Category: 2
<b>Increase or provide clear floor area</b>		\$700
Notes: A clear floor space is not provided adjacent to the bench (36" by 48" min).		
CBC: -		
Other: AGODA 1011.2.1		
<b>35 - 1</b>	<b>Other</b>	Category: 3
<b>Reposition controls</b>		\$200
Notes: Mutt Mitt is 47" AFF and located 20" off the path of travel (46" max when between 10" to 24" off path of travel).		
CBC: 11B-308.3		
Other: ADA 308.3, ADA 308.3.1, ADA 308.3.2		
<b>35 - 2</b>	<b>Other</b>	Category: 3
<b>Reposition controls</b>		\$200
Notes: Mutt Mitt is 51" AFF located 24" off the path of travel (46" max when between 10" to 24" off path of travel).		
CBC: 11B-308.3		
Other: ADA 308.3, ADA 308.3.1, ADA 308.3.2		
<b>35 - 3</b>	<b>Other</b>	Category: 3
<b>Reposition controls</b>		\$200
Notes: Mutt Mitt is located 54" AFF (46" max when between 10" to 24" off path of travel).		
CBC: 11B-308.3		
Other: ADA 308.3, ADA 308.3.1, ADA 308.3.2		

Canyon Oaks Park  
21140-21150 Canyon Oak Way  
Cupertino, CA

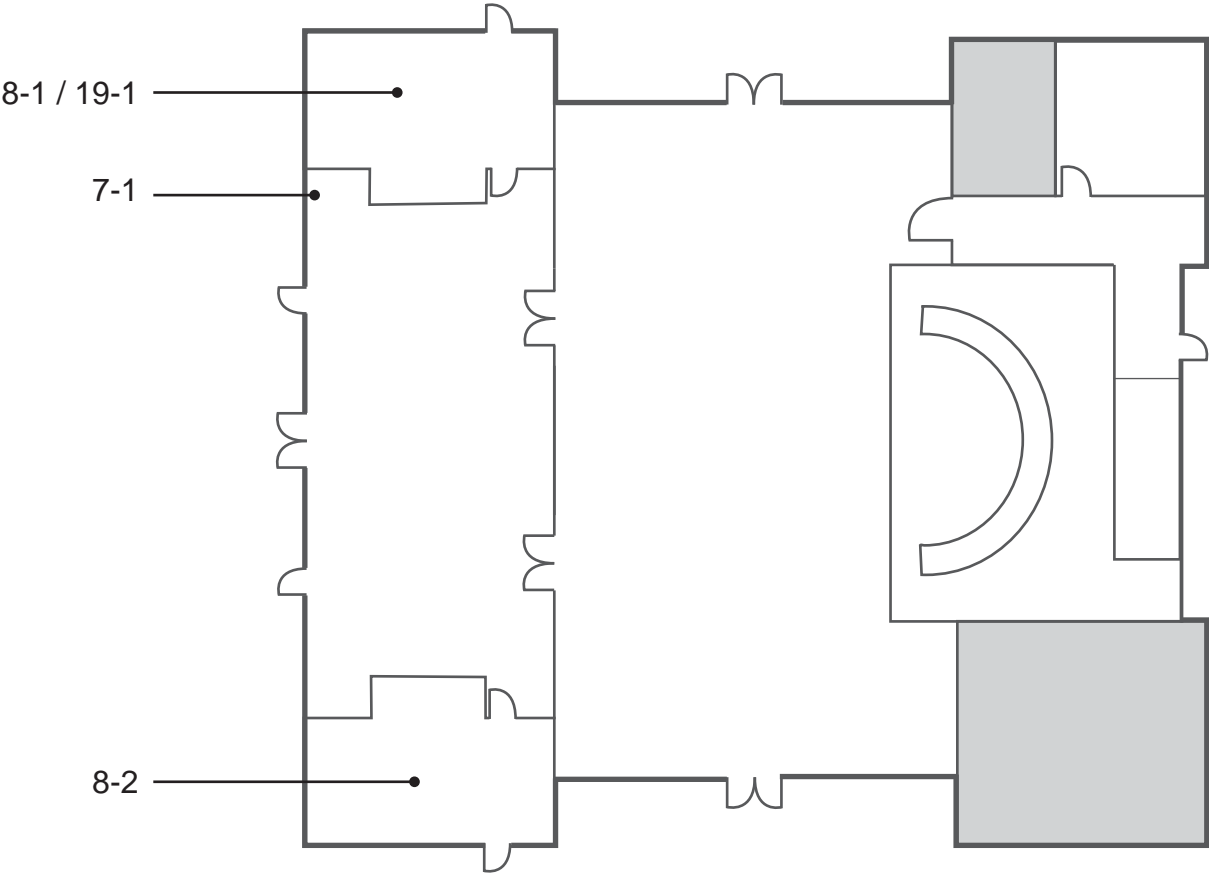


**Cupertino ADA**  
Canyon Oaks Park

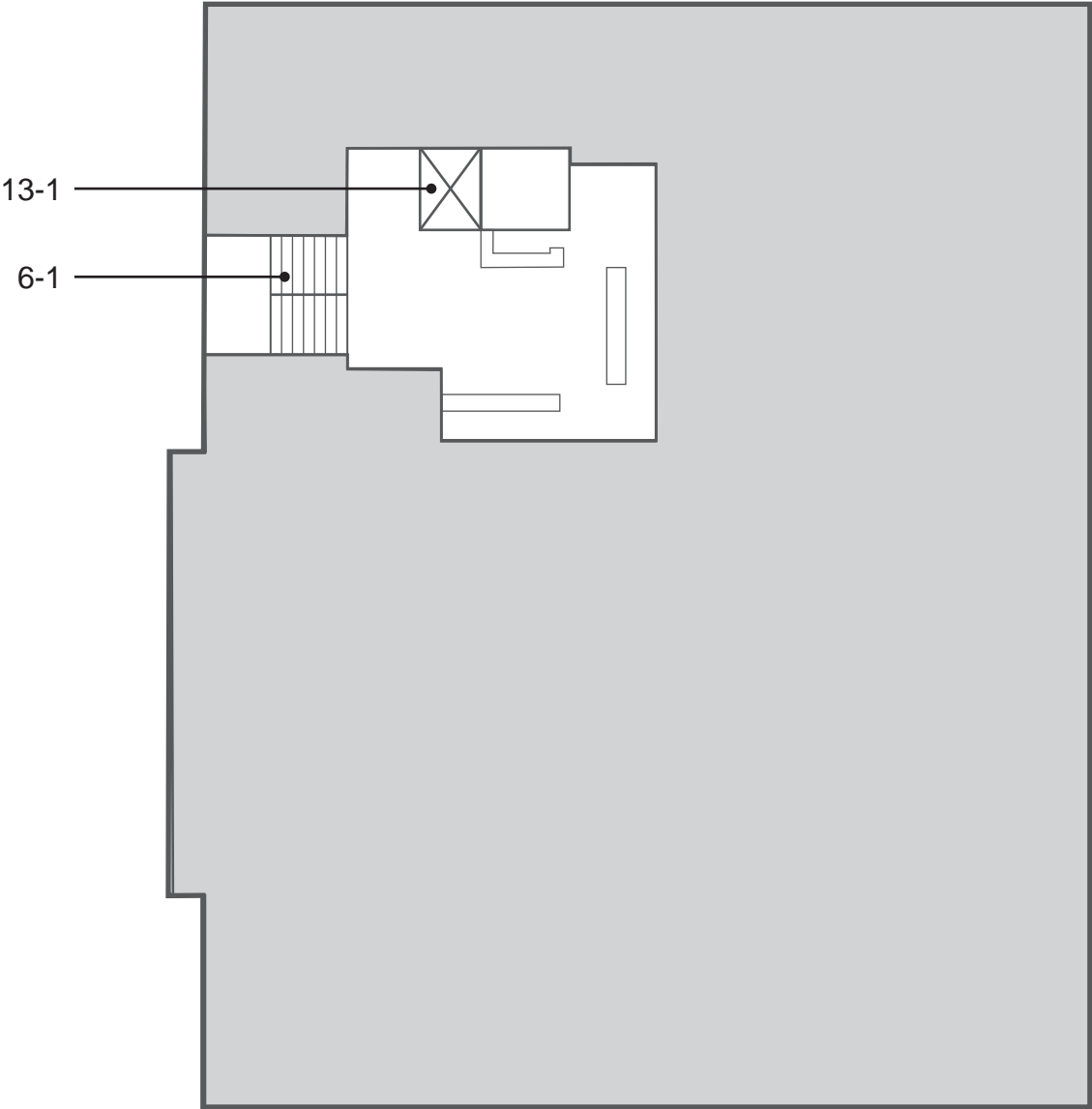
<b>4 - 1</b>	<b>Walk</b>	Category: 1
<b>Regrade surface</b>		<b>\$880</b>
Notes: Cross slope of concrete path is up to 4.1% for 22 linear feet (2.0% max).		
CBC: 11B-403.3		
Other: ADA 403.3		
<b>4 - 2</b>	<b>Walk</b>	Category: 2
<b>Widen walk</b>		<b>\$125</b>
Notes: Width of walk is 32" for 60" due to a protruding shrub at 24" AFF (48" min clear width). (Cut back shrub).		
CBC: 11B-403.5.1.3		
Other: ADA 403.5.1		
<b>4 - 3</b>	<b>Walk</b>	Category: 1
<b>Regrade surface</b>		<b>\$1,240</b>
Notes: Cross slope of concrete path is up to 2.8% for 31 linear feet (2.0% max).		
CBC: 11B-403.3		
Other: ADA 403.3		
<b>10 - 1</b>	<b>Drinking Fountain</b>	Category: 3
<b>Replace fountain</b>		<b>\$3,000</b>
Notes: Bubbler height is 37" AFF. Fountain provided is neither standing person nor accessible fountain. (Accessible fountain is to be located at 36" max. above floor; standing fountain has an allowable range of 38"-43" above floor)		
CBC: 11B-602.4, 11B-602.7		
Other: ADA 602.4, ADA 602.7		
<b>Provide wing walls</b>		<b>\$1,000</b>
Notes: Drinking fountain is 23" from vertical support at 28.75" AFF (protrusion more than 4" must be mounted below 27" or above 80").		
CBC: 11B-602.8, 11B-602.9		
Other: ADA 307		
<b>Replace or adjust water controls</b>		<b>\$125</b>
Notes: Operating effort of control is 7 lbs (5 lbs max).		
CBC: 11B-309		
Other: ADA 309		

**Cupertino ADA**  
Canyon Oaks Park

<b>33 - 1</b>	<b>Outdoor Constructed Features</b>	Category: 3
<b>Increase or provide clear floor area</b>		<b>\$700</b>
Notes: A clear floor space is not provided adjacent to four benches around play area (36" by 48" min). 1" change in level in clear floor space adjacent to two benches in the play area.		
CBC: -		
Other: AGODA 1011.2.1		
<b>33 - 2</b>	<b>Outdoor Constructed Features</b>	Category: 4
<b>Provide an accessible path of travel</b>		<b>\$1,960</b>
Notes: An accessible route to the fixed benches is not provided, 49 linear feet over grass.		
CBC: -		
Other: AGODA 1011.2.1		
<b>Increase or provide clear floor area</b>		<b>\$700</b>
Notes: A clear floor space is not provided adjacent to 2 benches (36" by 48" min).		
CBC: -		
Other: AGODA 1011.2.1		
<b>33 - 3</b>	<b>Outdoor Constructed Features</b>	Category: 4
<b>Provide an accessible path of travel</b>		<b>\$2,160</b>
Notes: An accessible route to the fixed benches is not provided, 54 linear feet over grass.		
CBC: -		
Other: AGODA 1011.2.1		
<b>Increase or provide clear floor area</b>		<b>\$700</b>
Notes: A clear floor space is not provided adjacent to 2 benches (36" by 48" min).		
CBC: -		
Other: AGODA 1011.2.1		
<b>43 - 1</b>	<b>Play Equipment Area</b>	Category: 2
<b>Install or modify transfer system</b>		<b>\$15,000</b>
Notes: A transfer platform is not provided to the slide.		
CBC: 11B-1008.3, 11B-1008.3.1.1, 11B-1008.3.1.2		
Other: ADA 1008.3, ADA 1008.3.1.1, ADA 1008.3.1.2		



<b>7 - 1</b>	<b>Hazard</b>	Category: 1
<b>Remove overhanging or protruding objects</b>		<b>\$0</b>
Notes: AED protrudes 7.5" from wall and at 46" AFF (protrusion more than 4" must be mounted below 27" or above 80").		
CBC: 11B-307.4		
Other: ADA 307.4		
<b>8 - 1</b>	<b>Door/Gate</b>	Category: 2
<b>Adjust door closer</b>		<b>\$125</b>
Notes: On the day of survey the automatic door was locked from the outside of the building. Door's closing force and closing time not surveyed.		
CBC: 11B-404.2.8.1, 11B-404.3		
Other: ADA 404.2.8.1, ADA 404.3		
<b>8 - 2</b>	<b>Door/Gate</b>	Category: 2
<b>Adjust door closer</b>		<b>\$125</b>
Notes: On the day of survey the automatic door was locked from the outside of the building. Door's closing force and closing time not surveyed.		
CBC: 11B-404.2.8.1, 11B-404.3		
Other: ADA 404.2.8.1, ADA 404.3		
<b>19 - 1</b>	<b>Multiple User Restroom</b>	Category: 2
<b>Replace or reposition fixtures</b>		<b>\$1,250</b>
Notes: Centerline of water closet is 19" from side wall (17" min to 18" max).		
CBC: 11B-604.2		
Other: ADA 604.2		

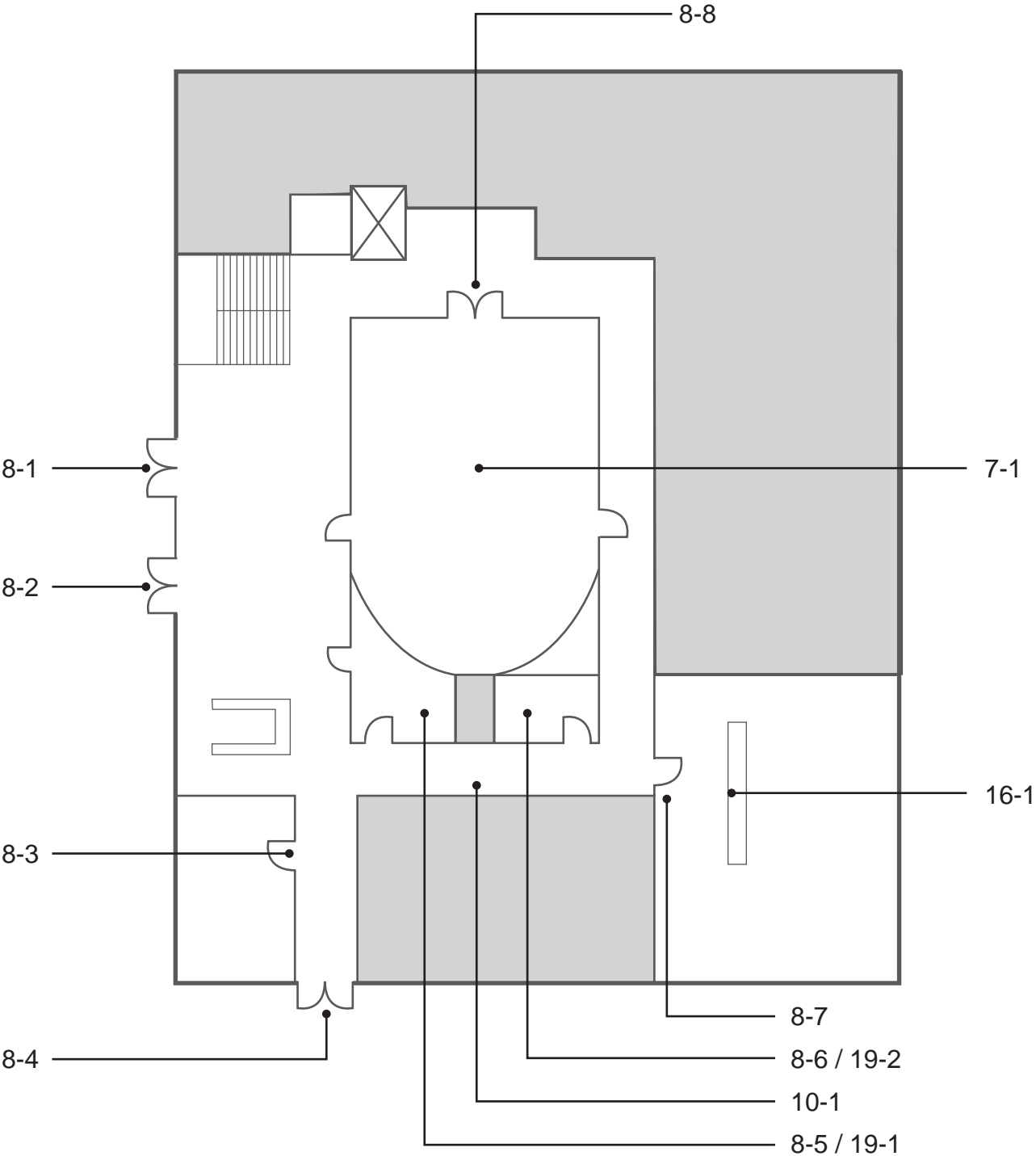


## Cupertino ADA

### City Hall

Basement		
6 - 1	Stairway	Category: 1
<b>Install tread striping</b>		\$60
Notes: No tread striping provided on top and bottom risers on two flights of stairs.		
CBC: 11B-504.4.1		
Other: -		
<b>Raise or lower existing handrail</b>		\$200
Notes: Handrail top surface is mounted 33" above the stair nosing on one flight of stairs and 32" above the second flight of stairs (34" min to 38" max).		
CBC: 11B-505.4		
Other: ADA 505.4		
13 - 1	Elevator	Category: 1
<b>Enlarge elevator</b>		\$55,000
Notes: Elevator car with off-centered door has an inside car dimension of 66.25" from side wall to side wall (68" wide min, and 51" from front wall to back wall).		
CBC: 11B-407.4.1		
Other: ADA 407.4.1		
<b>Adjust elevator controls and labeling</b>		\$900
Notes: Phone control button is not identified with a tactile sign.		
CBC: 11B-407.4.9		
Other: ADA 407.4.9, ADA 703.2		
<b>Adjust or provide elevator signals and indicators</b>		\$2,000
Notes: A verbal annunciator that announces the floor at the stop is not provided.		
CBC: 11B-407.4.8.2		
Other: ADA 407.4.8.2		





## Cupertino ADA

### City Hall

Floor 1		
<b>7 - 1</b>	<b>Hazard</b>	Category: 4
<b>Remove overhanging or protruding objects</b>		<b>\$500</b>
Notes: Four video cameras protrude 18" from the wall at 59" AFF in the conference room (protrusion more than 4" must be mounted below 27" or above 80").		
CBC: 11B-307.2		
Other: ADA 307.2		
<b>8 - 1</b>	<b>Door/Gate</b>	Category: 1
<b>Provide an International Symbol of Accessibility</b>		<b>\$250</b>
Notes: Accessible entry is not marked by the International Symbol of Accessibility.		
CBC: 11B-216.6		
Other: ADA 216.6, ADA 703.7.2.1		
<b>Install or modify sign</b>		<b>\$250</b>
Notes: A tactile and Braille EXIT sign is not provided for emergency exit.		
CBC: 1011		
Other: ADA 216.4.1, ADA 703.4.1		
<b>Regrade surface</b>		<b>\$2,500</b>
Notes: Slope of the maneuvering clear area is 4.5% (2% max).		
CBC: 11B-404.2.4.4		
Other: ADA 404.2.4.4		
<b>8 - 2</b>	<b>Door/Gate</b>	Category: 1
<b>Provide an International Symbol of Accessibility</b>		<b>\$250</b>
Notes: Accessible entry is not marked by the International Symbol of Accessibility.		
CBC: 11B-216.6		
Other: ADA 216.6, ADA 703.7.2.1		
<b>Install or modify sign</b>		<b>\$250</b>
Notes: A tactile and Braille EXIT sign is not provided for emergency exit.		
CBC: 1011		
Other: ADA 216.4.1, ADA 703.4.1		
<b>Regrade surface</b>		<b>\$2,500</b>
Notes: Slope of the maneuvering clear area is 4.9% (2% max).		
CBC: 11B-404.2.4.4		
Other: ADA 404.2.4.4		
<b>8 - 3</b>	<b>Door/Gate</b>	Category: 2
<b>Install or modify sign</b>		<b>\$250</b>
Notes: A tactile and Braille permanent room sign is not provided.		
CBC: 11B-216.2		
Other: ADA 216.2		

## Cupertino ADA

### City Hall

Floor 1		
8 - 4	Door/Gate	Category: 1
<b>Adjust door closer</b>		\$125
Notes: Door opening force is 7 lbs (5 lbs max).		
CBC: 11B-404.2.9		
Other: ADA 404.2.9		
<b>Install or modify sign</b>		\$250
Notes: A tactile and Braille EXIT sign is not provided in passageway for emergency exit.		
CBC: 1011		
Other: ADA 216.4.1, ADA 703.4.1		
<b>Regrade surface</b>		\$2,500
Notes: Slope of the maneuvering clear area is 3.3% (2% max).		
CBC: 11B-404.2.4.4		
Other: ADA 404.2.4.4		
8 - 5	Door/Gate	Category: 2
<b>Enlarge door opening</b>		\$1,650
Notes: Height of door closer is 76 3/8" AFF (78" min).		
CBC: 11B-404.2.3		
Other: ADA 404.2.3.2		
8 - 6	Door/Gate	Category: 2
<b>Enlarge door opening</b>		\$1,650
Notes: Height of door closer is 76.5" AFF (78" min at door closer).		
CBC: 11B-404.2.3		
Other: ADA 404.2.3.2		
8 - 7	Door/Gate	Category: 2
<b>Adjust door closer</b>		\$125
Notes: Door opening force is 7 lbs (5 lbs max).		
CBC: 11B-404.2.9		
Other: ADA 404.2.9		
<b>Install or modify sign</b>		\$250
Notes: A tactile and Braille permanent room sign is not provided in the administration office.		
CBC: 11B-216.2		
Other: ADA 216.2		

**Cupertino ADA**

City Hall

<b>Floor 1</b>		
<b>8 - 8</b>	<b>Door/Gate</b>	Category: 2
<b>Adjust door closer</b>		\$125
Notes: On the day of survey the automatic door was locked from the outside of the building. Door's closing force and closing time not surveyed.		
CBC: 11B-404.2.8.1, 11B-404.3		
Other: ADA 404.2.8.1, ADA 404.3		
<b>10 - 1</b>	<b>Drinking Fountain</b>	Category: 3
<b>Replace fountain</b>		\$3,000
Notes: Bubbler height is 30.75" AFF. A standing person drinking fountain is not provided (38"min to 43" max for a standing person fountain).		
CBC: 11B-602.7		
Other: ADA 602.7		
<b>Raise or lower fountain</b>		\$1,500
Notes: Space between floor/ground and bottom of fountain is 26.25" (27" min).		
CBC: 11B-306.3		
Other: ADA 306.3, ADA 306.3.1		
<b>16 - 1</b>	<b>Built-in Elements</b>	Category: 2
<b>Provide an accessible counter</b>		\$1,500
Notes: Counter is 42" AFF, no accessible counter provided (34" max).		
CBC: 11B-904.4		
Other: ADA 904.4.1		

## Cupertino ADA

### City Hall

Floor 1		
19 - 1	Multiple User Restroom	Category: 2
<b>Install restroom sign</b>		<b>\$250</b>
Notes: Federal sign is not provided in the men's restroom. State sign is centered at 65" AFF (60" AFF).		
CBC: 11B-216.8, 11B-703.7.2.6		
Other: ADA 703		
<b>Replace or reposition mirror</b>		<b>\$150</b>
Notes: Bottom of the mirror's reflecting surface is 40.5" AFF (40" max).		
CBC: 11B-603.3		
Other: ADA 603.3		
<b>Reposition clothing hooks</b>		<b>\$125</b>
Notes: Height of coat hook is 69" (48" max).		
CBC: 11B-603.4		
Other: ADA 308		
<b>Modify lavatory or counter clearances</b>		<b>\$1,500</b>
Notes: Clear space beneath the lavatory is 28.25" to front apron (29" min). Knee space measured at 8" deep from the centerline of the lavatory is 26.5" AFF (27" min).		
CBC: 11B-306.3.1, 11B-306.3.3		
Other: ADA 306.3, ADA 306.3.3		
<b>Provide clear floor or turning space</b>		<b>\$3,000</b>
Notes: Clear space in front of the urinal is 27.25" wide (30" min). No turning space provided (turning space of 60" min).		
CBC: 11B-305, 11B-603.2.1		
Other: ADA 304.3, ADA 305.5, ADA 603.2.1		
<b>Provide or replace compartment door hardware</b>		<b>\$175</b>
Notes: Compartment door does not have handle on the inside of the door and is not self-closing (Compartment door must have U-shaped handles both inside and outside of the door and be self-closing).		
CBC: 11B-604.8.1.2		
Other: ADA 604.8.1.2		
<b>Modify stall partitions</b>		<b>\$500</b>
Notes: Water closet compartment is 57.5" wide (60" min).		
CBC: 11B-604.8.1.1		
Other: ADA 604.3.1		
<b>Replace toilet or adjust toilet seat height</b>		<b>\$3,000</b>
Notes: Water closet seat height is 15.75" AFF (17" min to 19" max).		
CBC: 11B-604.4		
Other: ADA 604.4		

## Cupertino ADA

City Hall

Floor 1		
19 - 1	Multiple User Restroom	Category: 2
<b>Replace or reposition dispenser</b>		<b>\$125</b>
Notes: Centerline of the toilet paper is positioned 1" in front of the water closet (7" min to 9" max).		
CBC: 11B-604.7		
Other: ADA 604.7		
<b>Install or modify visible fire alarm</b>		<b>\$250</b>
Notes: Visible fire alarm is not provided.		
CBC: 11B-702.1		
Other: ADA 702.1		

**Cupertino ADA**

City Hall

<b>Floor 1</b>		
<b>19 - 2</b>	<b>Multiple User Restroom</b>	<b>Category: 2</b>
<b>Install or modify visible fire alarm</b>		<b>\$250</b>
Notes: A visible fire alarm is not provided.		
CBC: 11B-702.1		
Other: ADA 702.1		
<b>Replace or reposition mirror</b>		<b>\$150</b>
Notes: Bottom of the mirror's reflecting surface is 40.5" AFF (40" max).		
CBC: 11B-603.3		
Other: ADA 603.3		
<b>Reposition clothing hooks</b>		<b>\$125</b>
Notes: Height of coat hook is 58.75" AFF (48" max).		
CBC: 11B-308		
Other: ADA 308		
<b>Modify lavatory or counter clearances</b>		<b>\$1,500</b>
Notes: Clear space beneath the lavatory is 28.5" to front apron (29" min).		
CBC: 11B-306.3.1		
Other: -		
<b>Provide or replace compartment door hardware</b>		<b>\$175</b>
Notes: Compartment door does not have handle on the inside of the door and is not self-closing (Compartment door must have U-shaped handles both inside and outside of the door and be self-closing).		
CBC: 11B-604.8.1.2		
Other: ADA 604.8.1.2		
<b>Modify stall partitions</b>		<b>\$500</b>
Notes: Water closet compartment is 57.5" wide (60" min).		
CBC: 11B-604.8.1.1		
Other: ADA 604.3.1		
<b>Reposition toilet flush controls</b>		<b>\$750</b>
Notes: Flush control is not located on the wide side of the water closet (flush control is required to be located on the open side of the fixture).		
CBC: 11B-604.6		
Other: ADA 604.6		
<b>Replace toilet or adjust toilet seat height</b>		<b>\$3,000</b>
Notes: Water closet seat is 15.75" AFF (17" min to 19" max).		
CBC: 11B-604.4		
Other: ADA 604.4		


## Cupertino ADA

City Hall

Floor 1		
19 - 2	Multiple User Restroom	Category: 2
Replace or reposition dispenser		\$125
Notes: Coin slot at sanitary napkin dispenser is 48" AFF (40" max).		
CBC: 11B-603.5		
Other: -		



Civic Center Complex  
10800 Torre Ave  
Cupertino, CA



**Cupertino ADA**  
Civic Center Plaza

<b>1 - 1</b>	<b>Parking Area</b>	<b>Category: 1</b>
<b>Install van accessible sign</b>		<b>\$375</b>
Notes: A "Van Accessible" sign is not provided. Required: A "Van Accessible" sign is posted at stalls striped and designated to be van accessible.		
CBC: 11B-502.6		
Other: ADA 208.2.4		
<b>Provide adequate striping</b>		<b>\$100</b>
Notes: The words "No Parking" are not painted in the access aisle.		
CBC: 11B-502.3.3		
Other: -		
<b>Provide or modify accessible access aisles</b>		<b>\$210</b>
Notes: Van access aisle width is 80" (96" min). Second access aisle width is 58" (60" min).		
CBC: 11B-502.2, 11B-502.3.1		
Other: ADA 502.3.1		
<b>Provide adequate striping</b>		<b>\$100</b>
Notes: Accessible parking space is 16'-8" long (18' min).		
CBC: 11B-502.2		
Other: ADA 502.2		
<b>1 - 2</b>	<b>Parking Area</b>	<b>Category: 1</b>
<b>Provide adequate striping</b>		<b>\$100</b>
Notes: The lettering for the "No Parking" is 8" tall (12" min).		
CBC: 11B-502.3.3		
Other: -		
<b>Provide or modify accessible access aisles</b>		<b>\$210</b>
Notes: Access aisle does not have a blue border.		
CBC: 11B-502.3.2, 11B-502.3.3		
Other: ADA 502.3.3		
<b>Provide detectable warnings</b>		<b>\$2,000</b>
Notes: No detectable warning provided on four curb ramps adjacent to the accessible parking.		
CBC: 11B-705.1.2		
Other: -		

**Cupertino ADA**  
Civic Center Plaza

<b>3 - 1</b>	<b>Curb Ramp</b>	Category: 1
<b>Install, replace or modify curb ramp</b>		\$2,460
Notes: Slope of the curb ramp is 9.8% (8.33% max).		
CBC: 11B-405.2, 11B-406		
Other: ADA 405.2, ADA 406.1		
<b>Provide detectable warnings</b>		\$0
Notes: Detectable warnings not provided.		
CBC: 11B-247.1.2, 11B-406.5.12		
Other: -		
<b>3 - 2</b>	<b>Curb Ramp</b>	Category: 1
<b>Provide detectable warnings</b>		\$1,000
Notes: Detectable warnings not provided.		
CBC: 11B-247.1.2, 11B-406.5.12		
Other: -		
<b>Provide a level landing</b>		\$2,500
Notes: Counter slope at the base of the curb ramp is 8.8% (5.0% max).		
CBC: 11B-406.5.8		
Other: ADA 406.2		
<b>3 - 3</b>	<b>Curb Ramp</b>	Category: 1
<b>Provide detectable warnings</b>		\$1,000
Notes: Detectable warnings not provided.		
CBC: 11B-247.1.2, 11B-406.5.12		
Other: -		
<b>Provide a level landing</b>		\$2,500
Notes: Counter slope at the base of the curb ramp is 10.6% (5.0% max).		
CBC: 11B-406.5.8		
Other: ADA 406.2		
<b>3 - 4</b>	<b>Curb Ramp</b>	Category: 1
<b>Install, replace or modify curb ramp</b>		\$2,460
Notes: Slope of the curb ramp is 10% (8.33% max).		
CBC: 11B-405.2, 11B-406		
Other: ADA 405.2, ADA 406.1		
<b>Provide detectable warnings</b>		\$0
Notes: Detectable warnings not provided.		
CBC: 11B-247.1.2, 11B-406.5.12		
Other: -		

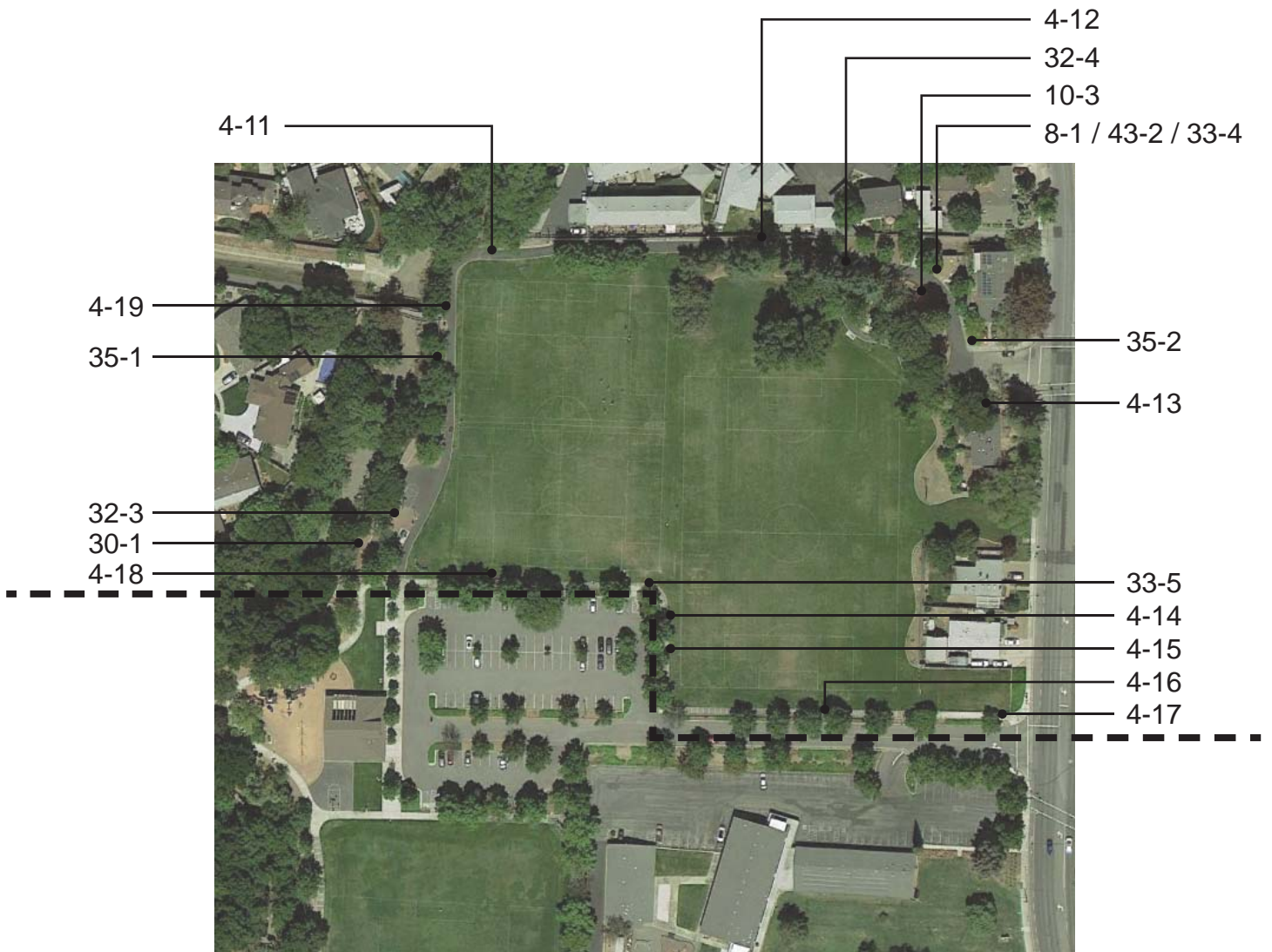
**Cupertino ADA**  
Civic Center Plaza

<b>3 - 5</b>	<b>Curb Ramp</b>	Category: 1
<b>Install, replace or modify curb ramp</b>		<b>\$2,460</b>
Notes: Slope of the curb ramp is 9.6% (8.33% max).		
CBC: 11B-405.2, 11B-406		
Other: ADA 405.2, ADA 406.1		
<b>Provide detectable warnings</b>		<b>\$0</b>
Notes: Detectable warnings not provided.		
CBC: 11B-247.1.2, 11B-406.5.12		
Other: -		
<b>4 - 1</b>	<b>Walk</b>	Category: 1
<b>Grind or patch vertical change of grade</b>		<b>\$250</b>
Notes: Change in level at transition from concrete path to DG surface exceeds .25". Maintain DG. (1/4" max, up to 1/2" with a bevel).		
CBC: 11B-303.2		
Other: ADA 303.2, ADA 303.3		
<b>6 - 1</b>	<b>Stairway</b>	Category: 1
<b>Raise or lower existing handrail</b>		<b>\$300</b>
Notes: Handrail top surface is mounted 28" above 6 stair nosings (34" min to 38" max).		
CBC: 11B-505.4		
Other: ADA 505.4		
<b>6 - 2</b>	<b>Stairway</b>	Category: 1
<b>Raise or lower existing handrail</b>		<b>\$250</b>
Notes: Handrail top surface is mounted 33" above the stair nosing (34" min to 38" max).		
CBC: 11B-505.4		
Other: ADA 505.4		
<b>Install tread striping</b>		<b>\$75</b>
Notes: No tread striping provided on 5 risers.		
CBC: 11B-504.4.1		
Other: -		

**Cupertino ADA**  
Civic Center Plaza

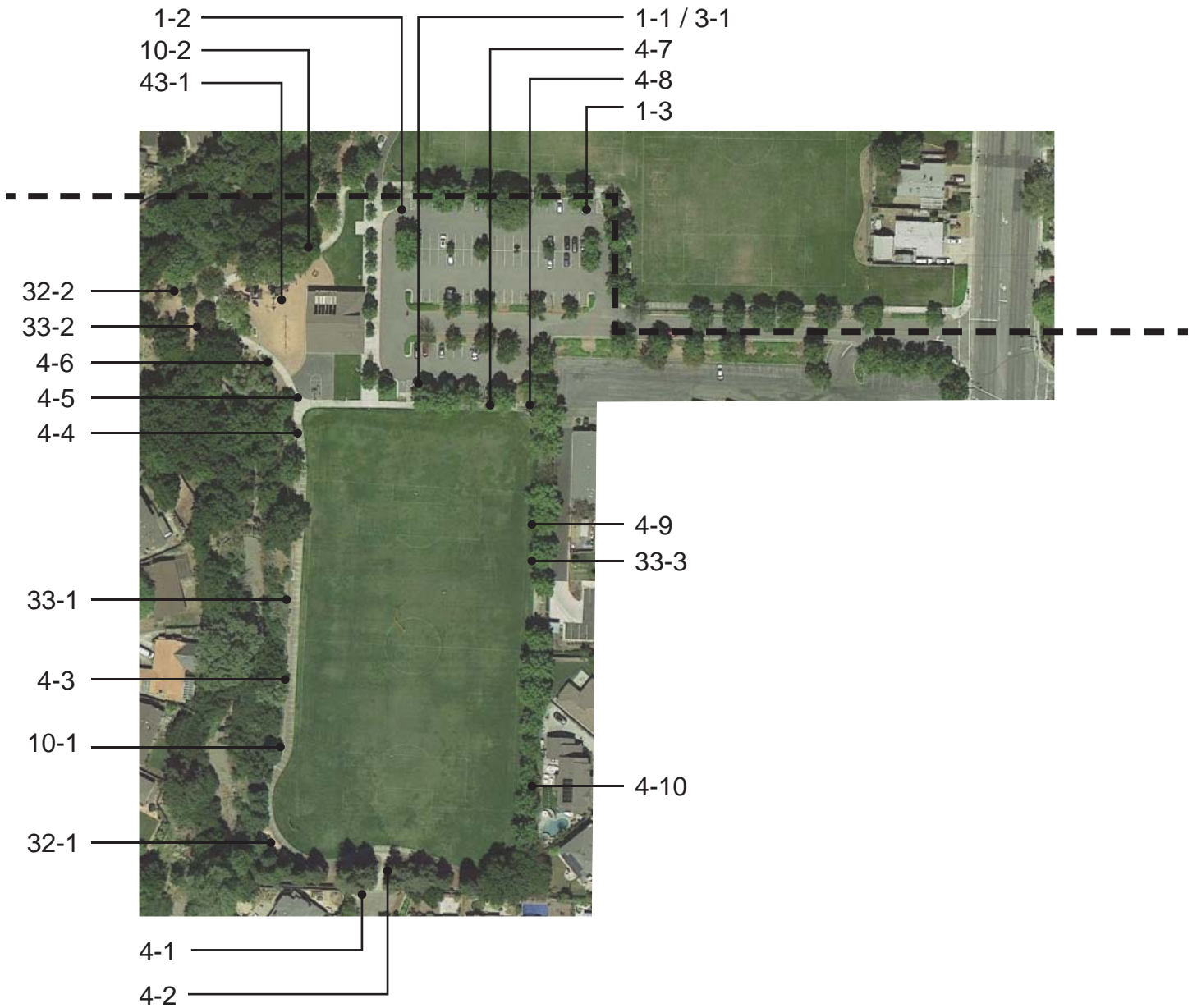
<b>32 - 1</b>	<b>Picnic Area</b>	Category: 2
<b>Provide an accessible path of travel</b>		<b>\$400</b>
Notes: An accessible route to the picnic area is not provided, 10 linear feet over grass from path to two picnic tables.		
CBC: 11B-403		
Other: AGODA F245.4		
<b>Increase or provide clear floor area</b>		<b>\$700</b>
Notes: A 36" min clear space around the picnic table is not provided.		
CBC: -		
Other: AGODA 1011.2.1		
<b>33 - 1</b>	<b>Outdoor Constructed Features</b>	Category: 4
<b>Increase or provide clear floor area</b>		<b>\$700</b>
Notes: A clear floor space is not provided adjacent to four benches (36" by 48" min).		
CBC: -		
Other: AGODA 1011.2.1		

Creekside Park  
10455 Miller Avenue  
Cupertino, CA





Creekside Park  
10455 Miller Avenue  
Cupertino, CA



## Cupertino ADA

### Creekside Park

<b>1 - 1</b>	<b>Parking Area</b>	Category: 1
<b>Provide adequate striping</b>		\$100
Notes: The words "No Parking" are not painted in the access aisle. Accessible parking spaces are 94" wide (108" min).		
CBC: 11B-502.3.3		
Other: -		
<b>Regrade accessible parking space or access aisle</b>		\$1,600
Notes: Slopes of the first 42" of the parking spaces and access aisles are up to 7% (2% max). The slope of one of the accessible parking spaces is 7.8% (2% max).		
CBC: 11B-502.4		
Other: ADA 502.4		
<b>Provide or modify accessible access aisles</b>		\$210
Notes: Van access aisle width is 60" (96" min). Access aisle does not have a blue border.		
CBC: 11B-502.2, 11B-502.3.1		
Other: ADA 502.3.1		
<b>1 - 2</b>	<b>Parking Area</b>	Category: 1
<b>Provide adequate striping</b>		\$100
Notes: The words "No Parking" are not painted in the access aisle.		
CBC: 11B-502.3.3		
Other: -		
<b>Provide detectable warnings</b>		\$500
Notes: No detectable warning provided on the ramp from accessible parking space to the path of travel.		
CBC: 11B-705.1.2		
Other: -		
<b>Regrade accessible parking space or access aisle</b>		\$1,600
Notes: Slope of front 42" in the parking space is 4% ,and the slope in the access aisles is 7% (2.0% max).		
CBC: 11B-502.4		
Other: ADA 502.4		
<b>Provide or modify accessible access aisles</b>		\$210
Notes: Van access aisle width is 60" (96" min). Access aisle does not have a blue border. Accessible parking spaces are 107" wide (108" min).		
CBC: 11B-502.2, 11B-502.3.1		
Other: ADA 502.3.1		



## Cupertino ADA

### Creekside Park

<b>1 - 3</b>	<b>Parking Area</b>	Category: 1
<b>Provide adequate striping</b>		\$100
Notes: The words "No Parking" are not painted in the access aisle. Accessible parking spaces are 7' wide (9' min).		
CBC: 11B-502.3.3		
Other: -		
<b>Provide or modify accessible access aisles</b>		\$210
Notes: Access aisle does not have a blue border.		
CBC: 11B-502.3.2, 11B-502.3.3		
Other: ADA 502.3.3		
<b>Regrade accessible parking space or access aisle</b>		\$1,600
Notes: Slope of access aisle is 7% (2.0% max). Built-up curb ramp has a slope of 8.1% (2% max).		
CBC: 11B-502.4		
Other: ADA 502.4		
<b>Repair surface</b>		\$250
Notes: The drain in the access aisle has .75" gaps (.5" max).		
CBC: 11B-302.3		
Other: ADA 302.3		
<b>Provide detectable warnings</b>		\$500
Notes: No detectable warning provided on ramp from accessible parking space to walk.		
CBC: 11B-705.1.2		
Other: -		
<b>3 - 1</b>	<b>Curb Ramp</b>	Category: 1
<b>Install, replace or modify curb ramp</b>		\$2,460
Notes: Slope of ramp from the accessible parking space to the walk is 9% (8.33% max).		
CBC: 11B-405.2, 11B-406		
Other: ADA 405.2, ADA 406.1		
<b>Provide detectable warnings</b>		\$0
Notes: Detectable warnings not provided.		
CBC: 11B-247.1.2, 11B-406.5.12		
Other: -		

**Cupertino ADA**

## Creekside Park

<b>4 - 1</b>	<b>Walk</b>	Category: 1
<b>Regrade surface</b>		<b>\$2,640</b>
Notes: Cross slope of concrete path is up to 3.2% for 66 linear feet (2.0% max).		
CBC: 11B-403.3		
Other: ADA 403.3		
<b>Grind or patch vertical change of grade</b>		<b>\$0</b>
Notes: Two 1" deflections at tree roots (1/4" max, 1/2" with bevel).		
CBC: 11B-303.2		
Other: ADA 303.2, ADA 303.3		
<b>4 - 2</b>	<b>Walk</b>	Category: 1
<b>Regrade surface</b>		<b>\$800</b>
Notes: Running slope of concrete path is up to 6% (5.0% max).		
CBC: 11B-403.3		
Other: ADA 403.3		
<b>4 - 3</b>	<b>Walk</b>	Category: 1
<b>Regrade surface</b>		<b>\$5,680</b>
Notes: Cross slope of concrete path is up to 3.4% for 142 linear feet (2.0% max).		
CBC: 11B-403.3		
Other: ADA 403.3		
<b>4 - 4</b>	<b>Walk</b>	Category: 1
<b>Regrade surface</b>		<b>\$2,600</b>
Notes: Cross slope of concrete path is up to 2.7% for 65 linear feet (2.0% max).		
CBC: 11B-403.3		
Other: ADA 403.3		
<b>4 - 5</b>	<b>Walk</b>	Category: 1
<b>Grind or patch vertical change of grade</b>		<b>\$250</b>
Notes: 1" change in level at concrete/asphalt joint (1/4" max, up to 1/2" with a bevel).		
CBC: 11B-303.2		
Other: ADA 303.2, ADA 303.3		
<b>4 - 6</b>	<b>Walk</b>	Category: 1
<b>Regrade surface</b>		<b>\$4,400</b>
Notes: Cross slope of concrete path is up to 4.1% for 110 linear feet (2.0% max).		
CBC: 11B-403.3		
Other: ADA 403.3		

## Cupertino ADA

### Creekside Park

<b>4 - 7</b>	<b>Walk</b>	Category: 1
<b>Regrade surface</b>		<b>\$200</b>
Notes: Cross slope of concrete path is up to 2.3% at sliced pavement (2.0% max).		
CBC: 11B-403.3		
Other: ADA 403.3		
<b>4 - 8</b>	<b>Walk</b>	Category: 1
<b>Regrade surface</b>		<b>\$1,200</b>
Notes: Cross slope of concrete path is up to 2.4% for 30 linear feet (2.0% max).		
CBC: 11B-403.3		
Other: ADA 403.3		
<b>4 - 9</b>	<b>Walk</b>	Category: 1
<b>Regrade surface</b>		<b>\$3,120</b>
Notes: Cross slope of concrete path is up to 2.7% for 78 linear feet (2.0% max).		
CBC: 11B-403.3		
Other: ADA 403.3		
<b>4 - 10</b>	<b>Walk</b>	Category: 1
<b>Regrade surface</b>		<b>\$12,960</b>
Notes: Cross slope of concrete path is up to 4 for 324 linear feet (2.0% max).		
CBC: 11B-403.3		
Other: ADA 403.3		
<b>4 - 11</b>	<b>Walk</b>	Category: 1
<b>Regrade surface</b>		<b>\$1,440</b>
Notes: Cross slope of concrete path is up to 4% for 36 linear feet (2.0% max).		
CBC: 11B-403.3		
Other: ADA 403.3		
<b>4 - 12</b>	<b>Walk</b>	Category: 1
<b>Regrade surface</b>		<b>\$6,560</b>
Notes: Cross slope of concrete path is up to 3.9% for 164 linear feet (2.0% max).		
CBC: 11B-403.3		
Other: ADA 403.3		
<b>4 - 13</b>	<b>Walk</b>	Category: 1
<b>Widen walk</b>		<b>\$120</b>
Notes: Width of walk is 42" for 14.5 linear feet at the entrance to the park due to row of bollards (48" min).		
CBC: 11B-403.5.1.3		
Other: ADA 403.5.1		

**Cupertino ADA**

## Creekside Park

<b>4 - 14</b>	<b>Walk</b>	Category: 1
<b>Regrade surface</b>		<b>\$2,080</b>
Notes: Cross slope of concrete path is up to 3.4% for 52 linear feet (2.0% max).		
CBC: 11B-403.3		
Other: ADA 403.3		
<b>4 - 15</b>	<b>Walk</b>	Category: 1
<b>Regrade surface</b>		<b>\$920</b>
Notes: Cross slope of concrete path is up to 3.6% for 23 linear feet (2.0% max).		
CBC: 11B-403.3		
Other: ADA 403.3		
<b>4 - 16</b>	<b>Walk</b>	Category: 1
<b>Regrade surface</b>		<b>\$2,440</b>
Notes: Cross slope of concrete path is up to 2.7% for 61 linear feet (2.0% max).		
CBC: 11B-403.3		
Other: ADA 403.3		
<b>4 - 17</b>	<b>Walk</b>	Category: 1
<b>Regrade surface</b>		<b>\$400</b>
Notes: Running slope of concrete path is up to 9.9% (5.0% max).		
CBC: 11B-403.3		
Other: ADA 403.3		
<b>4 - 18</b>	<b>Walk</b>	Category: 1
<b>Regrade surface</b>		<b>\$8,880</b>
Notes: Cross slope of concrete path is up to 4% for 222 linear feet (2.0% max).		
CBC: 11B-403.3		
Other: ADA 403.3		
<b>Grind or patch vertical change of grade</b>		<b>\$0</b>
Notes: 1" change in level and 2" gaps in walk (1/4" max, up to 1/2" with a bevel).		
CBC: 11B-303.2		
Other: ADA 303.2, ADA 303.3		
<b>4 - 19</b>	<b>Walk</b>	Category: 1
<b>Regrade surface</b>		<b>\$5,600</b>
Notes: Cross slope of concrete path is up to 4.5% for 140 linear feet (2.0% max).		
CBC: 11B-403.3		
Other: ADA 403.3		

## Cupertino ADA

### Creekside Park

<b>8 - 1</b>	<b>Door/Gate</b>	Category: 1
<b>Provide or modify door kickplate</b>		<b>\$225</b>
Notes: A smooth and uninterrupted kick plate surface is not provided.		
CBC: 11B-404.2.10		
Other: ADA 404.2.10		
<b>Replace or modify door threshold</b>		<b>\$125</b>
Notes: Threshold has a vertical change of 1.5" from walk to sand surface (1/4" max, up to 1/2" with a bevel).		
CBC: 11B-404.2.5		
Other: ADA 404.2.5		
<b>10 - 1</b>	<b>Drinking Fountain</b>	Category: 3
<b>Install an additional high or low fountain</b>		<b>\$3,000</b>
Notes: A standing person water fountain is not provided (38" min to 43" max).		
CBC: 11B-211.2		
Other: ADA 211.2		
<b>10 - 2</b>	<b>Drinking Fountain</b>	Category: 3
<b>Install an additional high or low fountain</b>		<b>\$3,000</b>
Notes: A wheelchair accessible fountain is not provided (36" max).		
CBC: 11B-211.2		
Other: ADA 211.2		
<b>Adjust the water stream height or direction</b>		<b>\$125</b>
Notes: The flow of the water is 3.5" high (4" high min).		
CBC: 11B-602.6		
Other: ADA 602.6		
<b>10 - 3</b>	<b>Drinking Fountain</b>	Category: 3
<b>Install an additional high or low fountain</b>		<b>\$3,000</b>
Notes: A standing person water fountain is not provided (38" min to 43" max).		
CBC: 11B-211.2		
Other: ADA 211.2		
<b>30 - 1</b>	<b>Exercise Machines and Equipment</b>	Category: 2
<b>Provide an accessible path of travel</b>		<b>\$1,250</b>
Notes: An accessible path of travel is not provided to the workout area, inaccessible surface.		
CBC: 11B-206.2		
Other: ADA 206.2, ADA 206.2.2		

## Cupertino ADA

### Creekside Park

<b>32 - 1</b>	<b>Picnic Area</b>	Category: 2
<b>Increase or provide clear floor area</b>		<b>\$700</b>
Notes: 36" clear floor space around the picnic table overlaps with the clear floor space of the grill. 23" clear floor space on one side and 28" on the other (36" min).		
CBC: -		
Other: AGODA 1011.2.1		
<b>32 - 2</b>	<b>Picnic Area</b>	Category: 2
<b>Provide an accessible picnic unit</b>		<b>\$6,400</b>
Notes: One accessible table is provided in a picnic area with 5 tables. (2 required).		
CBC: 11B-246.5		
Other: -		
<b>Provide an accessible path of travel</b>		<b>\$220</b>
Notes: An accessible route to the picnic area is not provided, 5.5 linear feet over grass.		
CBC: 11B-403		
Other: AGODA F245.4		
<b>Increase or provide clear floor area</b>		<b>\$700</b>
Notes: The clear space around the picnic table ranges from 26"-32" and overlaps with the clear floor space of the grill.		
CBC: -		
Other: AGODA 1011.2.1		
<b>32 - 3</b>	<b>Picnic Area</b>	Category: 2
<b>Increase or provide clear floor area</b>		<b>\$700</b>
Notes: A 36" min clear space around the picnic table is not provided. 30" clear space on one side and 26" on the other side.		
CBC: -		
Other: AGODA 1011.2.1		
<b>32 - 4</b>	<b>Picnic Area</b>	Category: 2
<b>Increase or provide clear floor area</b>		<b>\$700</b>
Notes: Clear floor space around the picnic table is 23" on one side of the table and 28" on the other (36" min). No clear floor space provided at grill.		
CBC: -		
Other: AGODA 1011.2.1		

## Cupertino ADA

### Creekside Park

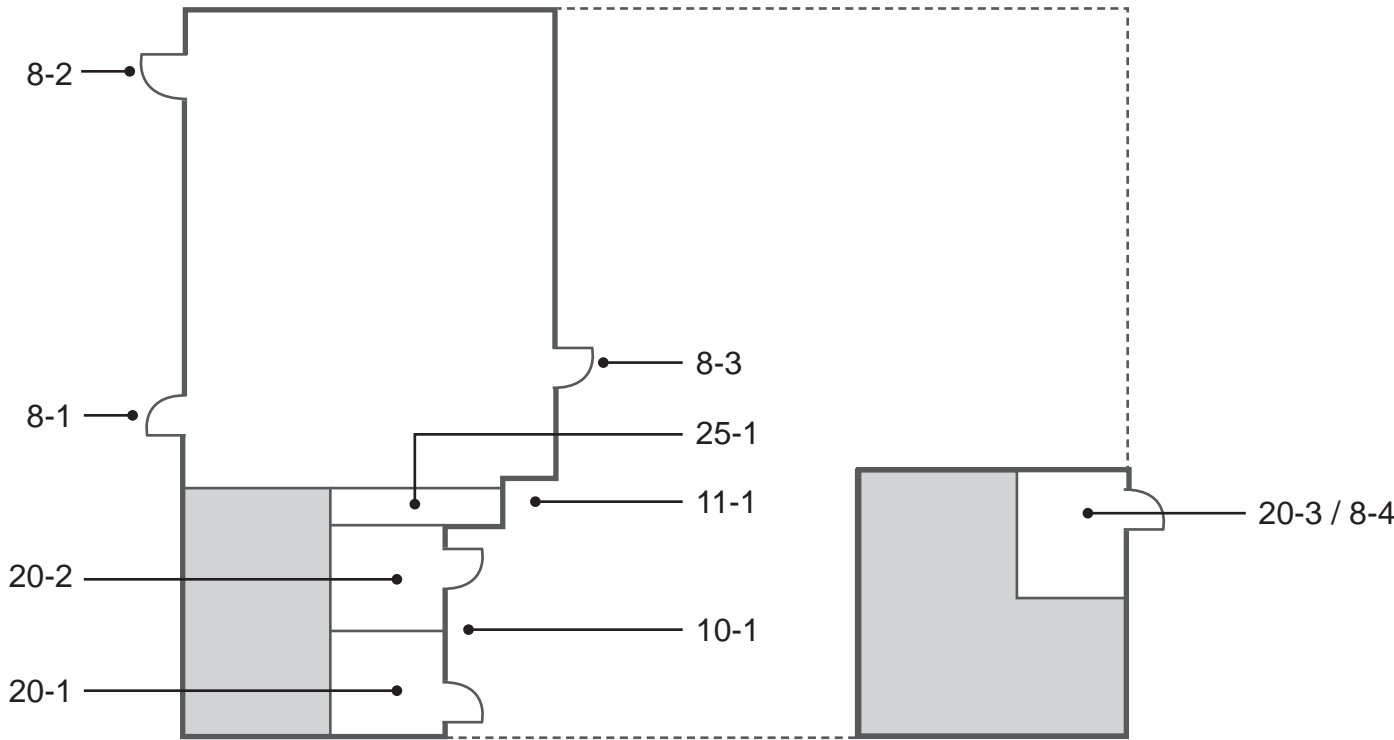
<b>33 - 1</b>	<b>Outdoor Constructed Features</b>	Category: 2
<b>Increase or provide clear floor area</b>		<b>\$700</b>
Notes: Clear floor space adjacent to the bench is 24" deep (36" by 48" min).		
CBC: -		
Other: AGODA 1011.2.1		
<b>Provide an accessible path of travel</b>		<b>\$120</b>
Notes: Trash container is 34" off the path of travel (24" max reach depth for a height of 46" AFF).		
CBC: -		
Other: AGODA 1011.2.1		
<b>33 - 2</b>	<b>Outdoor Constructed Features</b>	Category: 2
<b>Provide an accessible path of travel</b>		<b>\$480</b>
Notes: An accessible route to the fixed bench is not provided, 12 linear feet to three benches.		
CBC: -		
Other: AGODA 1011.2.1		
<b>33 - 3</b>	<b>Outdoor Constructed Features</b>	Category: 2
<b>Increase or provide clear floor area</b>		<b>\$700</b>
Notes: A clear floor space is not provided adjacent to the benches (36" by 48" min).		
CBC: -		
Other: AGODA 1011.2.1		
<b>33 - 4</b>	<b>Outdoor Constructed Features</b>	Category: 2
<b>Provide an accessible path of travel</b>		<b>\$400</b>
Notes: An accessible route to the fixed benches is not provided, two 3" curbs in the path of travel (an accessible route must be free of steps or changes in level). An accessible route to the fixed trash/recycling container is not provided.		
CBC: -		
Other: AGODA 1011.2.1		
<b>Increase or provide clear floor area</b>		<b>\$700</b>
Notes: A clear floor space is not provided adjacent to the bench (36" by 48" min).		
CBC: -		
Other: AGODA 1011.2.1		
<b>35 - 1</b>	<b>Other</b>	Category: 3
<b>Reposition controls</b>		<b>\$200</b>
Notes: Trash container is 34" off the path of travel (24" max reach depth for a height of 46" AFF).		
CBC: 11B-308.3		
Other: ADA 308.3, ADA 308.3.1, ADA 308.3.2		

## Cupertino ADA

### Creekside Park

<b>35 - 2</b>	<b>Other</b>	Category: 3
<b>Reposition controls</b>		<b>\$200</b>
Notes: Mutt Mitt is mounted 50" AFF 27" off the path of travel (46" max when reach is between 10"-24").		
CBC: 11B-308.3		
Other: ADA 308.3, ADA 308.3.1, ADA 308.3.2		
<b>35 - 3</b>	<b>Other</b>	Category: 3
<b>Reposition controls</b>		<b>\$200</b>
Notes: Trash container is 32" off the path of travel (24" max reach depth for a height of 46" AFF).		
CBC: 11B-308.3		
Other: ADA 308.3, ADA 308.3.1, ADA 308.3.2		
<b>43 - 1</b>	<b>Play Equipment Area</b>	Category: 2
<b>Provide an accessible path of travel</b>		<b>\$40</b>
Notes: An accessible route to the play equipment area is not provided due to a 4" curb all around the play area (An accessible route must be free of steps or changes in level)		
CBC: 11B-206.2.17		
Other: ADA 206.2.17		
<b>Install or modify transfer system</b>		<b>\$15,000</b>
Notes: A transfer system is not provided to deck serving 2 slides.		
CBC: 11B-1008.3		
Other: ADA 1008.3		
<b>Provide play components</b>		<b>\$5,000</b>
Notes: An accessible route to 50% of the components is not provided.		
CBC: 11B-240.2.2		
Other: ADA 240.2.2		
<b>43 - 2</b>	<b>Play Equipment Area</b>	Category: 2
<b>Provide an accessible path of travel</b>		<b>\$1,080</b>
Notes: An accessible route to the sand box and play area is not provided due to a 4" curb and 27 linear feet of sand surface (An accessible route must be free of steps or changes in level and the surface must be firm and stable).		
CBC: 11B-206.2.17		
Other: ADA 206.2.17		





## Cupertino ADA

### Creekside Park

Building		
<b>8 - 1</b>	<b>Door/Gate</b>	Category: 1
<b>Adjust door closer</b>		\$125
Notes: Door opening force is 10 lbs (5 lbs max). (Initial stick of the door).		
CBC: 11B-404.2.9		
Other: ADA 404.2.9		
<b>Install or modify sign</b>		\$250
Notes: A tactile and Braille EXIT sign is not provided in passageway for emergency exit.		
CBC: 1011		
Other: ADA 216.4.1, ADA 703.4.1		
<b>8 - 2</b>	<b>Door/Gate</b>	Category: 1
<b>Adjust door closer</b>		\$125
Notes: Door opening force is 8 lbs (5 lbs max).		
CBC: 11B-404.2.9		
Other: ADA 404.2.9		
<b>Install or modify sign</b>		\$250
Notes: A tactile and Braille EXIT sign is not provided in passageway for emergency exit.		
CBC: 1011		
Other: ADA 216.4.1, ADA 703.4.1		
<b>8 - 3</b>	<b>Door/Gate</b>	Category: 1
<b>Adjust door closer</b>		\$125
Notes: Door opening force is 10 lbs (5 lbs max).		
CBC: 11B-404.2.9		
Other: ADA 404.2.9		
<b>Install or modify sign</b>		\$250
Notes: A tactile and Braille EXIT sign is not provided in passageway for emergency exit.		
CBC: 1011		
Other: ADA 216.4.1, ADA 703.4.1		
<b>8 - 4</b>	<b>Door/Gate</b>	Category: 2
<b>Adjust door closer</b>		\$125
Notes: Door opening force is 7 lbs (5 lbs max).		
CBC: 11B-404.2.9		
Other: ADA 404.2.9		

## Cupertino ADA

### Creekside Park

Building		
<b>10 - 1</b>	<b>Drinking Fountain</b>	Category: 3
<b>Provide wing walls</b>		\$1,000
Notes: Drinking fountain protrudes 18" from vertical support at 27.25" AFF (protrusion more than 4" must be mounted below 27" or above 80").		
CBC: 11B-602.8, 11B-602.9		
Other: ADA 307		
<b>11 - 1</b>	<b>Telephone</b>	Category: 3
<b>Install volume control sign</b>		\$225
Notes: Volume control is not provided.		
CBC: 11B-703.7.2.3		
Other: ADA 703.7.2.3		
<b>Reposition phone equipment</b>		\$500
Notes: Coin slot is 53" AFF (48" max).		
CBC: 11B-308.3		
Other: ADA 308.3, ADA 308.3.1, ADA 308.3.2		

**Cupertino ADA**

Creekside Park

<b>Building</b>		
<b>20 - 1</b>	<b>Single User Restroom</b>	Category: 2
<b>Modify lavatory or counter clearances</b>		<b>\$1,500</b>
Notes: Height of the lavatory rim is 34.5" AFF (34" max).		
CBC: 11B-606.3		
Other: ADA 606.3		
<b>Replace or reposition dispenser</b>		<b>\$125</b>
Notes: Soap dispenser is 42" AFF (40" max).		
CBC: 11B-603.5		
Other: -		
<b>Reposition toilet flush controls</b>		<b>\$750</b>
Notes: Operating effort of flush control is 15 lbs (5 lbs max). Flush control of the water closet is not located on the wide side of the water closet.		
CBC: 11B-604.6		
Other: ADA 604.6		
<b>Replace toilet or adjust toilet seat height</b>		<b>\$3,000</b>
Notes: Water closet seat height is 20" AFF (17" min to 19" max).		
CBC: 11B-604.4		
Other: ADA 604.4		
<b>Replace or reposition fixtures</b>		<b>\$1,250</b>
Notes: The water closet centerline is 19.5" from the wall (17" min to 18" max).		
CBC: 11B-604.2		
Other: ADA 604.2		
<b>Provide clear floor or turning space</b>		<b>\$3,000</b>
Notes: A 60" min diameter turning space unobstructed from the floor to a height of 27" min is not provided due to movable trash can. There is a 3.5% slope to the drain in the clear floor space (2% max).		
CBC: 11B-603.2.1		
Other: ADA 304.3.1, ADA 306.3, ADA 603.2.1		
<b>Reposition clothing hooks</b>		<b>\$125</b>
Notes: Height of coat hook is 59" (48" max).		
CBC: 11B-603.4		
Other: ADA 308		

**Cupertino ADA**

Creekside Park

<b>Building</b>		
<b>20 - 2</b>	<b>Single User Restroom</b>	Category: 2
<b>Modify lavatory or counter clearances</b>		<b>\$1,500</b>
Notes: Height of the lavatory rim is 44.25" AFF (34" max).		
CBC: 11B-606.3		
Other: ADA 606.3		
<b>Replace or reposition dispenser</b>		<b>\$125</b>
Notes: Soap dispenser is 41.5" AFF (40" max). Toilet seat cover dispenser is 41" AFF (40" max). Centerline of the toilet paper is 12" in front of the water closet (7" min to 9" max).		
CBC: 11B-603.5		
Other: -		
<b>Reposition toilet flush controls</b>		<b>\$750</b>
Notes: Operating effort of flush control is 16 lbs (5 lbs max). Flush control of the water closet is not located on the wide side of the water closet.		
CBC: 11B-604.6		
Other: ADA 604.6		
<b>Replace toilet or adjust toilet seat height</b>		<b>\$3,000</b>
Notes: Water closet seat height is 19.5" AFF (17" min to 19" max).		
CBC: 11B-604.4		
Other: ADA 604.4		
<b>Reposition clothing hooks</b>		<b>\$125</b>
Notes: Height of coat hooks is 59" (48" max).		
CBC: 11B-603.4		
Other: ADA 308		
<b>Provide clear floor or turning space</b>		<b>\$3,000</b>
Notes: A 60" min diameter turning space unobstructed from the floor to a height of 27" min is not provided due to movable trash can. There is a 3.5% slope to the drain in the clear floor space (2% max).		
CBC: 11B-603.2.1		
Other: ADA 304.3.1, ADA 306.3, ADA 603.2.1		

**Cupertino ADA**

Creekside Park


<b>Building</b>		
<b>20 - 3</b>	<b>Single User Restroom</b>	Category: 2
<b>Replace or reposition dispenser</b>		<b>\$125</b>
Notes: Soap dispenser is 42" AFF (40" max). Paper towel dispenser height is 40.5" AFF (40" max). Height of operating mechanism of baby changing station is 49" AFF (40" max). Diaper changing surface is 45.5" AFF (28" min to 34" max). Centerline of the toilet paper is 12" in front of the water closet (7" min to 9" max).		
CBC: 11B-603.5		
Other: -		
<b>Reposition toilet flush controls</b>		<b>\$750</b>
Notes: Operating effort of flush control is 20 lbs (5 lbs max). Flush control is not located on the wide side of the water closet.		
CBC: 11B-604.6		
Other: ADA 604.6		
<b>Install restroom sign</b>		<b>\$0</b>
Notes: Neither state nor federal signs provided on temporary door.		
CBC: 11B-216.8, 703.7.2.6		
Other: ADA 703		
<b>Reposition clothing hooks</b>		<b>\$125</b>
Notes: Height of coat hook is 61.5" (48" max).		
CBC: 11B-603.4		
Other: ADA 308		
<b>Replace or reposition fixtures</b>		<b>\$1,250</b>
Notes: The water closet centerline is 18.75" from the wall (17" min to 18" max).		
CBC: 11B-604.2		
Other: ADA 604.2		

## Cupertino ADA

Creekside Park

Building		
25 - 1	Kitchen	Category: 2
<b>Modify counter height</b>		\$1,500
Notes: Height of kitchen work surface is 34 3/8" AFF (28" AFF min to 34" AFF max).		
CBC: 11B-804.3.2		
Other: ADA 804.3.2		
<b>Provide knee and toe clearance</b>		\$0
Notes: Knee space under the sink is 7" deep (11" deep at 9" AFF, and 8" deep at 27" AFF).		
CBC: 11B-306.3.3		
Other: ADA 306.3, ADA 306.3.3		
<b>Replace or reposition dispenser</b>		\$125
Notes: Paper towel dispenser is 52" AFF (48" AFF max).		
CBC: 11B-606.1		
Other: ADA 308, ADA 308.2.1, ADA 308.2.2, ADA 308.3.1, ADA 308.3.2		
<b>Reposition Controls</b>		\$250
Notes: Microwave controls are located at 52.5" above the floor (15" min. to 48" max.)		
CBC: 11B-308		
Other: ADA 308		

Franco Park  
10981 Franco Court  
Cupertino, CA





## Cupertino ADA

### Franco Park

<b>32 - 1</b>	<b>Picnic Area</b>	Category: 4
<b>Increase or provide clear floor area</b>		<b>\$700</b>
Notes: A 36" min clear space around the picnic table is not provided.		
CBC: -		
Other: AGODA 1011.2.1		
<b>Provide an accessible table</b>		<b>\$500</b>
Notes: Knee clearance is 25 1/8" measured at 8" horizontally from the front face of the tabletop (27" min).		
CBC: 11B-306.3		
Other: -		
<b>32 - 2</b>	<b>Picnic Area</b>	Category: 2
<b>Provide an accessible path of travel</b>		<b>\$240</b>
Notes: 1" change in levels from concrete route to the DG surface of the picnic area (an accessible route must be free of steps or changes in level).		
CBC: 11B-403		
Other: AGODA F245.4		
<b>Increase or provide clear floor area</b>		<b>\$700</b>
Notes: A 36" min clear space around the picnic table is not provided.		
CBC: -		
Other: AGODA 1011.2.1		
<b>32 - 3</b>	<b>Picnic Area</b>	Category: 4
<b>Provide an accessible path of travel</b>		<b>\$240</b>
Notes: 1" change in levels from concrete route to the DG surface (an accessible route must be free of steps or changes in level).		
CBC: 11B-403		
Other: AGODA F245.4		
<b>Increase or provide clear floor area</b>		<b>\$700</b>
Notes: A 36" min clear space around the picnic table is not provided.		
CBC: -		
Other: AGODA 1011.2.1		

## Cupertino ADA

### Franco Park

<b>32 - 4</b>	<b>Picnic Area</b>	Category: 4
<b>Provide an accessible path of travel</b>		<b>\$240</b>
Notes: 1" change in levels from concrete route to the DG surface of picnic area (an accessible route must be free of steps or changes in level).		
CBC: 11B-403		
Other: AGODA F245.4		
<b>Increase or provide clear floor area</b>		<b>\$700</b>
Notes: A 36" min clear space around the picnic table is not provided.		
CBC: -		
Other: AGODA 1011.2.1		
<b>Provide an accessible table</b>		<b>\$500</b>
Notes: Knee clearance is 26.5" measured at 8" horizontally from the front face of the tabletop (27" min).		
CBC: 11B-306.3		
Other: -		
<b>33 - 1</b>	<b>Outdoor Constructed Features</b>	Category: 2
<b>Increase or provide clear floor area</b>		<b>\$700</b>
Notes: A clear floor space is not provided adjacent to the bench (36" by 48" min).		
CBC: -		
Other: AGODA 1011.2.1		
<b>33 - 2</b>	<b>Outdoor Constructed Features</b>	Category: 3
<b>Provide an accessible path of travel</b>		<b>\$240</b>
Notes: An accessible route to the fixed trash/recycling container is not provided due to a 1.5" change in level in the path to the container (an accessible route must be free of steps or changes in level).		
CBC: -		
Other: AGODA 1011.2.1		
<b>33 - 3</b>	<b>Outdoor Constructed Features</b>	Category: 2
<b>Increase or provide clear floor area</b>		<b>\$700</b>
Notes: A clear floor space is not provided adjacent to the bench (36" by 48" min).		
CBC: -		
Other: AGODA 1011.2.1		
<b>33 - 4</b>	<b>Outdoor Constructed Features</b>	Category: 2
<b>Increase or provide clear floor area</b>		<b>\$700</b>
Notes: A clear floor space is not provided adjacent to the bench (36" by 48" min).		
CBC: -		
Other: AGODA 1011.2.1		

## Cupertino ADA

### Franco Park

<b>33 - 5</b>	<b>Outdoor Constructed Features</b>	Category: 4
<b>Increase or provide clear floor area</b>		<b>\$700</b>
Notes: A clear floor space is not provided adjacent to the bench (36" by 48" min).		
CBC: -		
Other: AGODA 1011.2.1		
<b>33 - 6</b>	<b>Outdoor Constructed Features</b>	Category: 4
<b>Increase or provide clear floor area</b>		<b>\$700</b>
Notes: A clear floor space is not provided adjacent to the bench (36" by 48" min).		
CBC: -		
Other: AGODA 1011.2.1		
<b>33 - 7</b>	<b>Outdoor Constructed Features</b>	Category: 2
<b>Increase or provide clear floor area</b>		<b>\$700</b>
Notes: A clear floor space is not provided adjacent to the bench (36" by 48" min).		
CBC: -		
Other: AGODA 1011.2.1		
<b>33 - 8</b>	<b>Outdoor Constructed Features</b>	Category: 4
<b>Increase or provide clear floor area</b>		<b>\$700</b>
Notes: A clear floor space is not provided adjacent to the bench (36" by 48" min).		
CBC: -		
Other: AGODA 1011.2.1		

Hoover Park  
Leeds Avenue and Donegal Avenue  
Cupertino, CA



## Cupertino ADA

Hoover Park

1 - 1 Parking Area		Category: 1
<b>Provide adequate striping</b>		\$100
Notes: No striping provided at one accessible parking space and on half of the access aisle.		
CBC: 11B-502.2		
Other: ADA 502.2		
<b>Provide or modify accessible access aisles</b>		\$210
Notes: Access aisle does not have a blue border.		
CBC: 11B-502.3.2, 11B-502.3.3		
Other: ADA 502.3.3		
<b>Install reserved parking sign</b>		\$375
Notes: Signs for designated parking are not provided at one parking space.		
CBC: 11B-502.6, 11B-502.6.1, 11B-502.6.2		
Other: ADA 502.6		
<b>Install van accessible sign</b>		\$375
Notes: A "Van Accessible" sign is not provided. Required: A "Van Accessible" sign is posted at stalls striped and designated to be van accessible.		
CBC: 11B-502.6		
Other: ADA 208.2.4		
<b>Provide a pavement stencil</b>		\$210
Notes: No ISA is provided at designated accessible space.		
CBC: 11B-502.6.4.1, 11B-502.6.4.2		
Other: ADA 502.6		
<b>Regrade accessible parking space or access aisle</b>		\$1,600
Notes: 7.8% slope at asphalt overlay in the parking space (2% max).		
CBC: 11B-502.4		
Other: ADA 502.4		
<b>Provide an accessible path of travel</b>		\$40
Notes: Accessible route from the parking area is not provided. Curb ramp is not aligned with the access aisle.		
CBC: 11B-502.7.1		
Other: ADA 502.3		

## Cupertino ADA

### Hoover Park

<b>1 - 2</b>	<b>Parking Area</b>	Category: 1
<b>Provide or modify accessible access aisles</b>		<b>\$210</b>
Notes: No access aisle provided at a designated accessible parking space.		
CBC: 11B-502.3		
Other: ADA 502.3		
<b>Provide a pavement stencil</b>		<b>\$210</b>
Notes: No ISA is provided at designated accessible space.		
CBC: 11B-502.6.4.1, 11B-502.6.4.2		
Other: ADA 502.6		
<b>3 - 1</b>	<b>Curb Ramp</b>	Category: 1
<b>Provide detectable warnings</b>		<b>\$1,000</b>
Notes: Truncated domes are 2.5" apart (2.35" max).		
CBC: 11B-406.5.12		
Other: ADA 705.1		
<b>4 - 1</b>	<b>Walk</b>	Category: 1
<b>Regrade surface</b>		<b>\$480</b>
Notes: Running slope of concrete path is up to 14% for 12 linear feet (5.0% max).		
CBC: 11B-403.3		
Other: ADA 403.3		
<b>4 - 2</b>	<b>Walk</b>	Category: 2
<b>Regrade surface</b>		<b>\$1,720</b>
Notes: Running slope of concrete path is up to 5.8% for 43 linear feet (5.0% max).		
CBC: 11B-403.3		
Other: ADA 403.3		
<b>8 - 1</b>	<b>Door/Gate</b>	Category: 1
<b>Enlarge door opening</b>		<b>\$1,650</b>
Notes: Width of clear opening of the gate is 23" at one side of bollard and 24" on the other side (32" min).		
CBC: 11B-404.2.3		
Other: ADA 404.2.3		

## Cupertino ADA

### Hoover Park

<b>10 - 1</b>	<b>Drinking Fountain</b>	Category: 3
<b>Install an additional high or low fountain</b>		<b>\$3,000</b>
Notes: A wheelchair accessible fountain is not provided.		
CBC: 11B-211.2		
Other: ADA 211.2		
<b>Increase or provide maneuvering or clear floor area</b>		<b>\$1,000</b>
Notes: Slope of clear space in front of the water fountain is 6.8% (2.0% max).		
CBC: 11B-305, 11B-306, 11B-602.2		
Other: ADA 305, ADA 305.3, ADA 305.5, ADA 306		
<b>Provide wing walls</b>		<b>\$1,000</b>
Notes: Drinking fountain protrudes 21.25" from the vertical support at 31" AFF (protrusion more than 4" must be mounted below 27" or above 80").		
CBC: 11B-602.8, 11B-602.9		
Other: ADA 307		
<b>10 - 2</b>	<b>Drinking Fountain</b>	Category: 3
<b>Replace fountain</b>		<b>\$3,000</b>
Notes: Bubbler height is 36.5" AFF. Fountain provided is neither standing person nor accessible fountain. (Accessible fountain is to be located at 36" max. above floor; standing fountain has an allowable range of 38" min to 43" max above floor).		
CBC: 11B-602.4, 11B-602.7		
Other: ADA 602.4, ADA 602.7		
<b>Provide wing walls</b>		<b>\$1,000</b>
Notes: Drinking fountain protrudes 28" from vertical support at 31" AFF (protrusion more than 4" must be mounted below 27" or above 80").		
CBC: 11B-602.8, 11B-602.9		
Other: ADA 307		
<b>Increase or provide maneuvering or clear floor area</b>		<b>\$1,000</b>
Notes: Drinking fountain is not oriented for front or side approach.		
CBC: 11B-305, 11B-306, 11B-602.2		
Other: ADA 305, ADA 305.3, ADA 305.5, ADA 306		
<b>35 - 1</b>	<b>Other</b>	Category: 3
<b>Reposition controls</b>		<b>\$200</b>
Notes: Mutt Mitt is 40" off the path of travel at 48" AFF (46" max when between 10" to 24" off path of travel).		
CBC: 11B-308.3		
Other: ADA 308.3, ADA 308.3.1, ADA 308.3.2		

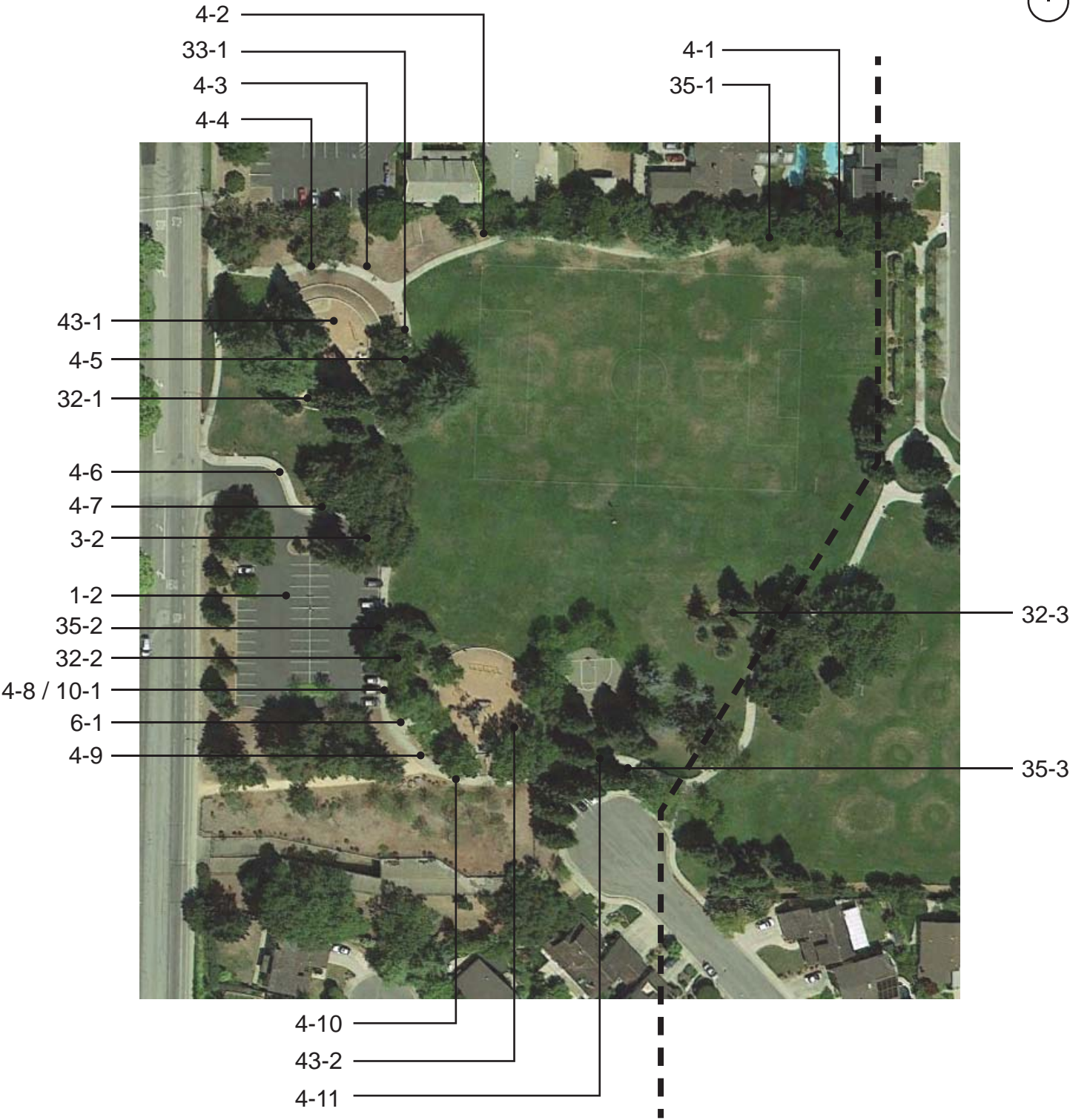
## Cupertino ADA

### Hoover Park

<b>35 - 2</b>	<b>Other</b>	Category: 3
<b>Modify operating mechanism</b>		<b>\$250</b>
Notes: Mutt Mitt is located 49" AFF (48" max).		
CBC: -		
Other: -		
<b>43 - 1</b>	<b>Play Equipment Area</b>	Category: 2
<b>Regrade or replace ramp</b>		<b>\$2,460</b>
Notes: Ramp to play area has a slope of 10.1% (6.25% max).		
CBC: 11B-1008.2.5.1		
Other: ADA 1008.2.5.1		
<b>43 - 2</b>	<b>Play Equipment Area</b>	Category: 2
<b>Regrade or replace ramp</b>		<b>\$2,460</b>
Notes: Ramp to the play area has a slope of 8.8% (6.25% max). 1" change in level from ramp surface to play area surface (1/4" change in level max).		
CBC: 11B-1008.2.5.1		
Other: ADA 1008.2.5.1		
<b>Install or modify transfer system</b>		<b>\$15,000</b>
Notes: A transfer system is not provided for one part of the play area.		
CBC: 11B-1008.3		
Other: ADA 1008.3		



Jollyman Park  
Dumas Drive and Jollyman Road  
Cupertino, CA



Jollyman Park  
Dumas Drive and Jollyman Road  
Cupertino, CA



## Cupertino ADA

Jollyman Park

1 - 1	Parking Area	Category: 1
<b>Provide or modify accessible access aisles</b>		<b>\$210</b>
Notes: Striping in the access aisle does not extend the entire length of the access aisle. Access aisle does not have a blue border. Access aisle width is 59" (60" min).		
CBC: 11B-502.2, 11B-502.3.1, 11B-502.3.2, 11B-502.3.3		
Other: ADA 502.3.1, ADA 502.3.2, ADA 502.3.3		
<b>Provide a pavement stencil</b>		<b>\$210</b>
Notes: The ISA in the accessible parking space is faded		
CBC: 11B-502.6.4.1, 11B-502.6.4.2		
Other: ADA 502.6		
<b>Provide adequate striping</b>		<b>\$100</b>
Notes: Accessible parking space is 17.5' long (18' min).		
CBC: 11B-502.2		
Other: ADA 502.2		
<b>Regrade accessible parking space or access aisle</b>		<b>\$1,600</b>
Notes: Access aisle has a slope of 2.8% and up to 7.6% at the last 18" (2% max).		
CBC: 11B-502.4		
Other: ADA 502.4		

## Cupertino ADA

### Jollyman Park

<b>1 - 2</b>	<b>Parking Area</b>	Category: 1
<b>Install van accessible sign</b>		<b>\$375</b>
Notes: A "Van Accessible" sign is not provided. Required: A "Van Accessible" sign is posted at stalls striped and designated to be van accessible.		
CBC: 11B-502.6		
Other: ADA 208.2.4		
<b>Install reserved parking sign</b>		<b>\$375</b>
Notes: No designated parking sign is provided in one of two accessible parking spaces.		
CBC: 11B-502.6, 11B-502.6.1, 11B-502.6.2		
Other: ADA 502.6		
<b>Provide adequate striping</b>		<b>\$100</b>
Notes: Accessible parking space is 16' long (18' min).		
CBC: 11B-502.2		
Other: ADA 502.2		
<b>Provide or modify accessible access aisles</b>		<b>\$210</b>
Notes: Van access aisle width is 60" (96" min).		
CBC: 11B-502.2, 11B-502.3.1		
Other: ADA 502.3.1		
<b>Provide an accessible path of travel</b>		<b>\$0</b>
Notes: No path of travel from parking space without going behind parked cars. Curb ramp is not aligned with access aisle.		
CBC: 11B-502.7.1		
Other: ADA 502.3		
<b>3 - 1</b>	<b>Curb Ramp</b>	Category: 1
<b>Provide a level landing</b>		<b>\$90</b>
Notes: The turning space at the bottom of parallel ramp has a slope of 2.4 % (2% max).		
CBC: 11B-406.3.2		
Other: -		
<b>3 - 2</b>	<b>Curb Ramp</b>	Category: 1
<b>Install, replace or modify curb ramp</b>		<b>\$2,460</b>
Notes: Cross slope of the curb ramp is 2.6% (2.0% max).		
CBC: 11B-406		
Other: ADA 405.3, ADA 406.1		
<b>4 - 1</b>	<b>Walk</b>	Category: 1
<b>Regrade surface</b>		<b>\$1,440</b>
Notes: Cross slope of concrete path is up to 3.4% for 36 linear feet (2.0% max).		
CBC: 11B-403.3		
Other: ADA 403.3		

## Cupertino ADA

### Jollyman Park

<b>4 - 2</b>	<b>Walk</b>	Category: 1
<b>Regrade surface</b>		\$4,240
Notes: Cross slope of concrete path is up to 2.8% for 106 linear feet (2.0% max).		
CBC: 11B-403.3		
Other: ADA 403.3		
<b>4 - 3</b>	<b>Walk</b>	Category: 1
<b>Regrade surface</b>		\$1,040
Notes: Cross slope of concrete path is up to 2.4% for 26 linear feet (2.0% max).		
CBC: 11B-403.3		
Other: ADA 403.3		
<b>4 - 4</b>	<b>Walk</b>	Category: 1
<b>Regrade surface</b>		\$800
Notes: Cross slope of concrete path is up to 3.6% for 20 linear feet (2.0% max).		
CBC: 11B-403.3		
Other: ADA 403.3		
<b>4 - 5</b>	<b>Walk</b>	Category: 1
<b>Grind or patch vertical change of grade</b>		\$250
Notes: 1/2" change in level at two concrete joints (1/4" max, up to 1/2" with a bevel).		
CBC: 11B-303.2		
Other: ADA 303.2, ADA 303.3		
<b>4 - 6</b>	<b>Walk</b>	Category: 1
<b>Regrade surface</b>		\$1,560
Notes: Cross slope of concrete path is up to 3.6% for 39 linear feet (2.0% max).		
CBC: 11B-403.3		
Other: ADA 403.3		
<b>4 - 7</b>	<b>Walk</b>	Category: 1
<b>Regrade surface</b>		\$1,560
Notes: Cross slope of concrete path is up to 4.7% for 39 linear feet (2.0% max).		
CBC: 11B-403.3		
Other: ADA 403.3		
<b>Remove overhanging or protruding objects</b>		\$125
Notes: Oak tree branch overhangs over the walk at 63" high (80" min).		
CBC: 11B-307.4		
Other: ADA 307.4		

## Cupertino ADA

### Jollyman Park

<b>4 - 8</b>	<b>Walk</b>	Category: 1
<b>Regrade surface</b>		<b>\$5,480</b>
Notes: Cross slope of concrete path is up to 3.9% for 137 linear feet (2.0% max).		
CBC: 11B-403.3		
Other: ADA 403.3		
<b>4 - 9</b>	<b>Walk</b>	Category: 1
<b>Regrade surface</b>		<b>\$2,000</b>
Notes: Cross slope of concrete path is up to 2.8% for 50 linear feet (2.0% max).		
CBC: 11B-403.3		
Other: ADA 403.3		
<b>4 - 10</b>	<b>Walk</b>	Category: 1
<b>Regrade surface</b>		<b>\$880</b>
Notes: Running slope of concrete path is up to 7.1% for 22 linear feet (5.0% max).		
CBC: 11B-403.3		
Other: ADA 403.3		
<b>4 - 11</b>	<b>Walk</b>	Category: 1
<b>Regrade surface</b>		<b>\$1,080</b>
Notes: Cross slope of concrete path is up to 3% for 27 linear feet (2.0% max).		
CBC: 11B-403.3		
Other: ADA 403.3		
<b>4 - 12</b>	<b>Walk</b>	Category: 1
<b>Regrade surface</b>		<b>\$560</b>
Notes: Cross slope of concrete path is up to 8% for 14 linear feet (2.0% max).		
CBC: 11B-403.3		
Other: ADA 403.3		
<b>4 - 13</b>	<b>Walk</b>	Category: 1
<b>Regrade surface</b>		<b>\$760</b>
Notes: Cross slope of concrete path is up to 2.7% for 19 linear feet (2.0% max).		
CBC: 11B-403.3		
Other: ADA 403.3		
<b>4 - 14</b>	<b>Walk</b>	Category: 1
<b>Regrade surface</b>		<b>\$1,360</b>
Notes: Cross slope of concrete path is up to 2.4% for 34 linear feet (2.0% max).		
CBC: 11B-403.3		
Other: ADA 403.3		

## Cupertino ADA

### Jollyman Park

<b>4 - 15</b>	<b>Walk</b>	Category: 1
<b>Regrade surface</b>		<b>\$2,160</b>
Notes: Cross slope of concrete path is up to 3.3% for 54 linear feet (2.0% max).		
CBC: 11B-403.3		
Other: ADA 403.3		
<b>4 - 16</b>	<b>Walk</b>	Category: 1
<b>Regrade surface</b>		<b>\$560</b>
Notes: Cross slope of concrete path is up to 5% for 14 linear feet (2.0% max).		
CBC: 11B-403.3		
Other: ADA 403.3		
<b>4 - 17</b>	<b>Walk</b>	Category: 1
<b>Grind or patch vertical change of grade</b>		<b>\$250</b>
Notes: 1.5" change in level at transition from concrete to DG (an accessible route must be free of steps or changes in level).		
CBC: 11B-303.2		
Other: ADA 303.2, ADA 303.3		
<b>6 - 1</b>	<b>Stairway</b>	Category: 2
<b>Install tread striping</b>		<b>\$45</b>
Notes: No tread striping provided, 3 risers.		
CBC: 11B-504.4.1		
Other: -		
<b>Raise or lower existing handrail</b>		<b>\$200</b>
Notes: Handrail top surface is mounted 32.75" above the stair nosing (34" min to 38" max).		
CBC: 11B-505.4		
Other: ADA 505.4		
<b>8 - 1</b>	<b>Door/Gate</b>	Category: 2
<b>Provide or modify door kickplate</b>		<b>\$225</b>
Notes: A smooth and uninterrupted kick plate surface is not provided.		
CBC: 11B-404.2.10		
Other: ADA 404.2.10		
<b>Replace or modify door threshold</b>		<b>\$125</b>
Notes: Threshold has a vertical change of 1" (1/4" max, up to 1/2" with a bevel).		
CBC: 11B-404.2.5		
Other: ADA 404.2.5		



## Cupertino ADA

Jollyman Park

<b>8 - 2</b>	<b>Door/Gate</b>	Category: 2
<b>Provide or modify door kickplate</b>		<b>\$225</b>
Notes: A smooth and uninterrupted kick plate surface is not provided at batting cage.		
CBC: 11B-404.2.10		
Other: ADA 404.2.10		
<b>8 - 3</b>	<b>Door/Gate</b>	Category: 2
<b>Provide or modify door kickplate</b>		<b>\$225</b>
Notes: A smooth and uninterrupted kick plate surface is not provided at batting cage.		
CBC: 11B-404.2.10		
Other: ADA 404.2.10		
<b>10 - 1</b>	<b>Drinking Fountain</b>	Category: 3
<b>Increase or provide maneuvering or clear floor area</b>		<b>\$1,000</b>
Notes: Slope of clear space in front of the water fountain is 5.9% (2.0% max). There is a 1.25" change in level between the path of travel and the clear floor space (a clear floor space must be free of any changes in level).		
CBC: 11B-305, 11B-306, 11B-602.2		
Other: ADA 305, ADA 305.3, ADA 305.5, ADA 306		
<b>Replace fountain</b>		<b>\$3,000</b>
Notes: Bubbler height is 37" AFF. Fountain provided is neither standing person nor accessible fountain. (Accessible fountain is to be located at 36" max. above floor; standing fountain has an allowable range of 38"-43" above floor)		
CBC: 11B-602.4, 11B-602.7		
Other: ADA 602.4, ADA 602.7		



## Cupertino ADA

### Jollyman Park

<b>10 - 2</b>	<b>Drinking Fountain</b>	Category: 3
<b>Install an additional high or low fountain</b>		<b>\$3,000</b>
Notes: A wheelchair accessible fountain is not provided.		
CBC: 11B-211.2		
Other: ADA 211.2		
<b>Provide wing walls</b>		<b>\$1,000</b>
Notes: Drinking fountain protrudes 32" from vertical support at 29.75" AFF (protrusion more than 4" must be mounted below 27" or above 80").		
CBC: 11B-602.8, 11B-602.9		
Other: ADA 307		
<b>Increase or provide maneuvering or clear floor area</b>		<b>\$1,000</b>
Notes: There is a 1" change in level from concrete pad to DG surface (a clear floor space must be free of any changes in level). Drinking fountain is not oriented for front approach.		
CBC: 11B-305, 11B-306, 11B-602.2		
Other: ADA 305, ADA 305.3, ADA 305.5, ADA 306		
<b>11 - 1</b>	<b>Telephone</b>	Category: 3
<b>Reposition phone equipment</b>		<b>\$500</b>
Notes: Coin slot is 52" AFF (48" max).		
CBC: 11B-308.3		
Other: ADA 308.3, ADA 308.3.1, ADA 308.3.2		
<b>16 - 1</b>	<b>Built-in Elements</b>	Category: 2
<b>Provide an accessible counter</b>		<b>\$1,500</b>
Notes: Snack bar counter is 42" AFF (34" max for accessible counter).		
CBC: 11B-904.4		
Other: ADA 904.4.1		

## Cupertino ADA

### Jollyman Park

19 - 1 Multiple User Restroom		Category: 2
<b>Install restroom sign</b>		\$250
Notes: State sign is not provided in the women's restroom. Federal sign Bottom tactile lettering is centered 61.25" AFF, and Braille is 60.5" AFF (60" max).		
CBC: 11B-216.8, 11B-703.7.2.6		
Other: ADA 703		
<b>Provide or replace compartment door hardware</b>		\$175
Notes: Compartment door does not have an handle on outside the door and is not self-closing (Compartment door must have U-shaped handles both inside and outside of the door and be self-closing).		
CBC: 11B-604.8.1.2		
Other: ADA 604.8.1.2		
<b>Replace or reposition fixtures</b>		\$1,250
Notes: The centerline of the water closet is 18.5" from side wall (18" max).		
CBC: 11B-604.2		
Other: ADA 604.2		
<b>Reposition toilet flush controls</b>		\$750
Notes: Flush control is centered on the water closet (flush control located on the wide side).		
CBC: 11B-604.6		
Other: ADA 604.6		
<b>Replace or modify grab bars</b>		\$300
Notes: Rear grab bar extends 11" from the centerline of the water closet (36" min length mounted with 12" to one side of centerline of the toilet and 24" to the other).		
CBC: 11B-604.5.2		
Other: ADA 604.5.2		
<b>Replace or reposition dispenser</b>		\$125
Notes: Centerline of one toilet paper dispenser is located 16" in front of the water closet (7" min to 9" max). Toilet seat cover dispenser is 49.5" AFF (40" max) and 8" above the side grab bar (12" min).		
CBC: 11B-603.5, 11B-604.7		
Other: ADA 604.7		

## Cupertino ADA

### Jollyman Park

<b>19 - 2</b>	<b>Multiple User Restroom</b>	Category: 2
<b>Install restroom sign</b>		<b>\$250</b>
Notes: State sign is not provided in the men's restroom. Federal sign Bottom tactile lettering is centered 61" AFF (60" max).		
CBC: 11B-216.8, 11B-703.7.2.6		
Other: ADA 703		
<b>Provide or replace compartment door hardware</b>		<b>\$175</b>
Notes: Compartment door does not have an handle on outside the door and is not self-closing (Compartment door must have U-shaped handles both inside and outside of the door and be self-closing).		
CBC: 11B-604.8.1.2		
Other: ADA 604.8.1.2		
<b>Replace or modify grab bars</b>		<b>\$300</b>
Notes: Rear grab extends 10.5" from the centerline of the water closet (12" min).		
CBC: 11B-604.5.2		
Other: ADA 604.5.2		
<b>Replace or reposition dispenser</b>		<b>\$125</b>
Notes: One toilet paper dispenser is located 14" in front of the water closet (7" min to 9" max). Toilet seat cover dispenser is 49.5" AFF (40" max) and 7.5" above the side grab bar (12" min).		
CBC: 11B-603.5, 11B-604.7		
Other: ADA 604.7		
<b>29 - 1</b>	<b>Game and Sports Area</b>	Category: 2
<b>Provide an accessible path of travel</b>		<b>\$240</b>
Notes: An accessible route to team dugouts is not provided due to 1" change in surface level at both dugouts (an accessible route must be free of any changes in level).		
CBC: 11B-206.2.12, 11B-206.2.2		
Other: ADA 206.2.2		
<b>Provide wheelchair seating</b>		<b>\$700</b>
Notes: No accessible spectator seating due to a 1" change is level from compacted surface to concrete pad on both sides of the field. No companion seating is provided in the dugout in both baseball fields.		
CBC: 11B-802.1.1		
Other: ADA 802.1.1		

## Cupertino ADA

### Jollyman Park

<b>32 - 1</b>	<b>Picnic Area</b>	Category: 2
<b>Provide an accessible table</b>		<b>\$500</b>
Notes: Knee clearance at picnic table is 13" deep and 26.75" AFF (19" deep at 27" above the ground).		
CBC: 11B-306.3		
Other: -		
<b>Increase or provide clear floor area</b>		<b>\$700</b>
Notes: A 36" min clear space around the picnic table is not provided. There is a 1" change is level in the clear floor space adjacent to the picnic table (a clear floor space must be free of any changes in level).		
CBC: -		
Other: AGODA 1011.2.1		
<b>32 - 2</b>	<b>Picnic Area</b>	Category: 2
<b>Provide an accessible table</b>		<b>\$500</b>
Notes: Knee clearance is 25.75" measured at 8" horizontally from the front face of the tabletop (27" min).		
CBC: 11B-306.3		
Other: -		
<b>32 - 3</b>	<b>Picnic Area</b>	Category: 2
<b>Provide an accessible path of travel</b>		<b>\$2,000</b>
Notes: An accessible route to the picnic area is not provided, 50 linear feet over grass.		
CBC: 11B-403		
Other: AGODA F245.4		
<b>Increase or provide clear floor area</b>		<b>\$700</b>
Notes: A 36" min clear space around the picnic table is not provided.		
CBC: -		
Other: AGODA 1011.2.1		
<b>32 - 4</b>	<b>Picnic Area</b>	Category: 2
<b>Provide an accessible table</b>		<b>\$2,500</b>
Notes: A wheelchair space is not provided at the picnic table (30" by 48" min).		
CBC: -		
Other: AGODA 1011.4		

## Cupertino ADA

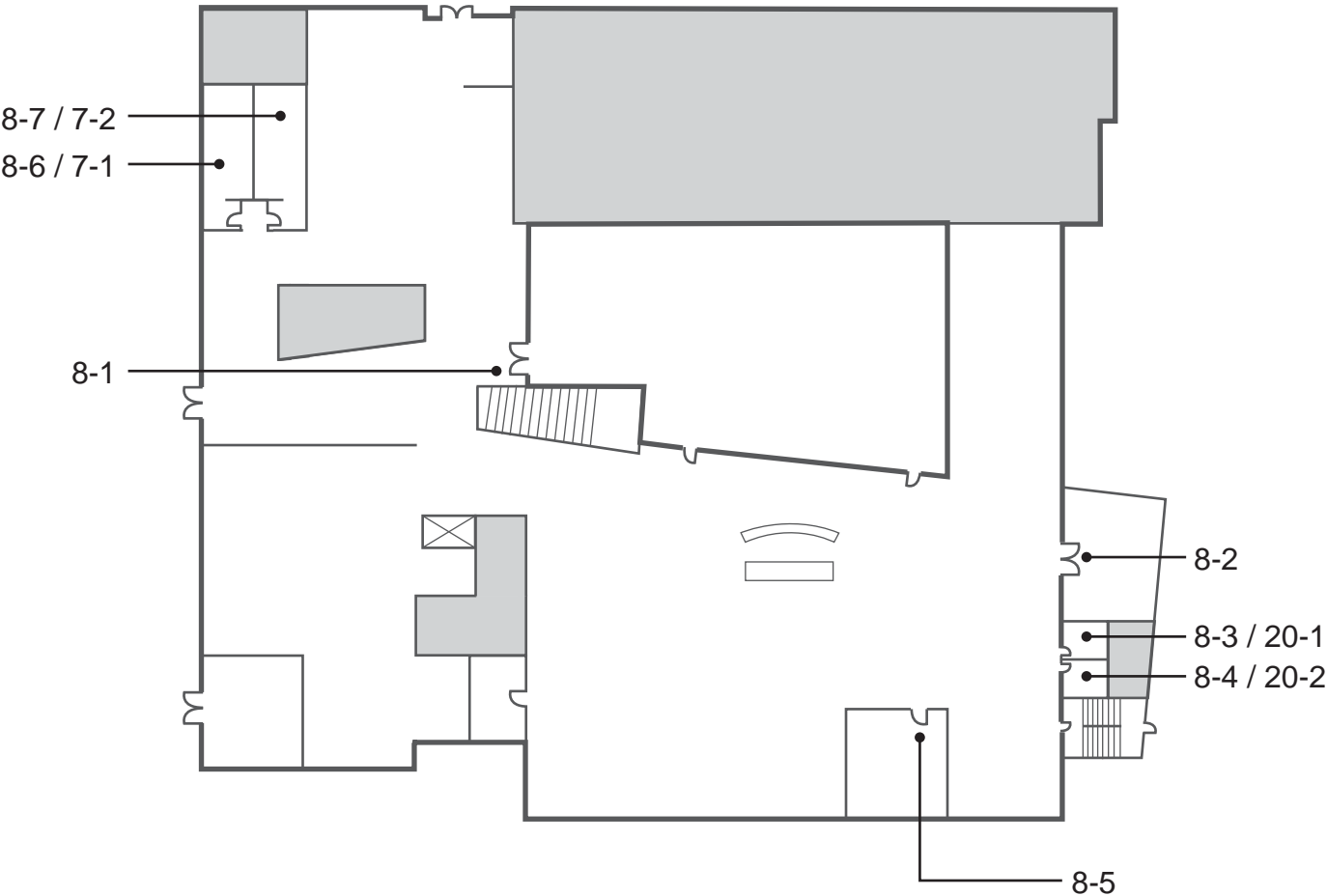
### Jollyman Park

<b>32 - 5</b>	<b>Picnic Area</b>	Category: 2
<b>Provide an accessible path of travel</b>		<b>\$400</b>
Notes: An accessible route to the picnic area is not provided, 10 linear feet and a 1.5" change in level at curb.		
CBC: 11B-403		
Other: AGODA F245.4		
<b>Increase or provide clear floor area</b>		<b>\$700</b>
Notes: A 36" min clear space around the picnic table is not provided.		
CBC: -		
Other: AGODA 1011.2.1		
<b>33 - 1</b>	<b>Outdoor Constructed Features</b>	Category: 4
<b>Increase or provide clear floor area</b>		<b>\$700</b>
Notes: A clear floor space is not provided adjacent to the bench (36" by 48" min).		
CBC: -		
Other: AGODA 1011.2.1		
<b>35 - 1</b>	<b>Other</b>	Category: 3
<b>Increase or provide maneuvering or clear floor area</b>		<b>\$1,000</b>
Notes: Clear floor space in front of the Mutt Mitt has a 2"x1" hole (.5" max opening).		
CBC: 11B-305.5		
Other: ADA 305.3, ADA 305.5		
<b>Reposition controls</b>		<b>\$200</b>
Notes: Mutt Mitt opening is located 50" AFF (48" min).		
CBC: 11B-308.3		
Other: ADA 308.3, ADA 308.3.1, ADA 308.3.2		
<b>35 - 2</b>	<b>Other</b>	Category: 3
<b>Reposition controls</b>		<b>\$200</b>
Notes: Mutt Mitt opening is located 49.5" AFF (48" max).		
CBC: 11B-308.3		
Other: ADA 308.3, ADA 308.3.1, ADA 308.3.2		
<b>35 - 3</b>	<b>Other</b>	Category: 3
<b>Increase or provide maneuvering or clear floor area</b>		<b>\$1,000</b>
Notes: Clear floor space in front of the Mutt Mitt has a slope of 7% (2% max).		
CBC: 11B-305.5		
Other: ADA 305.3, ADA 305.5		

## Cupertino ADA

### Jollyman Park

<b>35 - 4</b>	<b>Other</b>	Category: 3
<b>Reposition controls</b>		<b>\$200</b>
Notes: Mutt Mitt opening is located 49.5" AFF (48" max).		
CBC: 11B-308.3		
Other: ADA 308.3, ADA 308.3.1, ADA 308.3.2		
<b>Increase or provide maneuvering or clear floor area</b>		<b>\$1,000</b>
Notes: Clear floor space in front of the Mutt Mitt has a slope of 2.2% (2% max). 1" change in level in transition from concrete path to DG surface in front of the Mutt Mitt (a clear floor space must be free of any changes in level).		
CBC: 11B-305.5		
Other: ADA 305.3, ADA 305.5		
<b>43 - 1</b>	<b>Play Equipment Area</b>	Category: 2
<b>Provide an accessible path of travel</b>		<b>\$400</b>
Notes: Route around the play area leading to the ramp is 35" wide (48" min). 2" change in level from concrete path to the play area (an accessible route must be free of any changes in level).		
CBC: 11B-206.2.17		
Other: ADA 206.2.17		
<b>Regrade or replace ramp</b>		<b>\$2,460</b>
Notes: Ramp from walk to the play area has a slope of 9.5% (6.25% max).		
CBC: 11B-1008.2.5.1		
Other: ADA 1008.2.5.1		
<b>43 - 2</b>	<b>Play Equipment Area</b>	Category: 2
<b>Provide an accessible path of travel</b>		<b>\$40</b>
Notes: An accessible route to the play area is not provided. There is 5" curb between walk and play area, 67 lf (an accessible route must be free of any steps or changes in level).		
CBC: 11B-206.2.17		
Other: ADA 206.2.17		



## Cupertino ADA

### Library

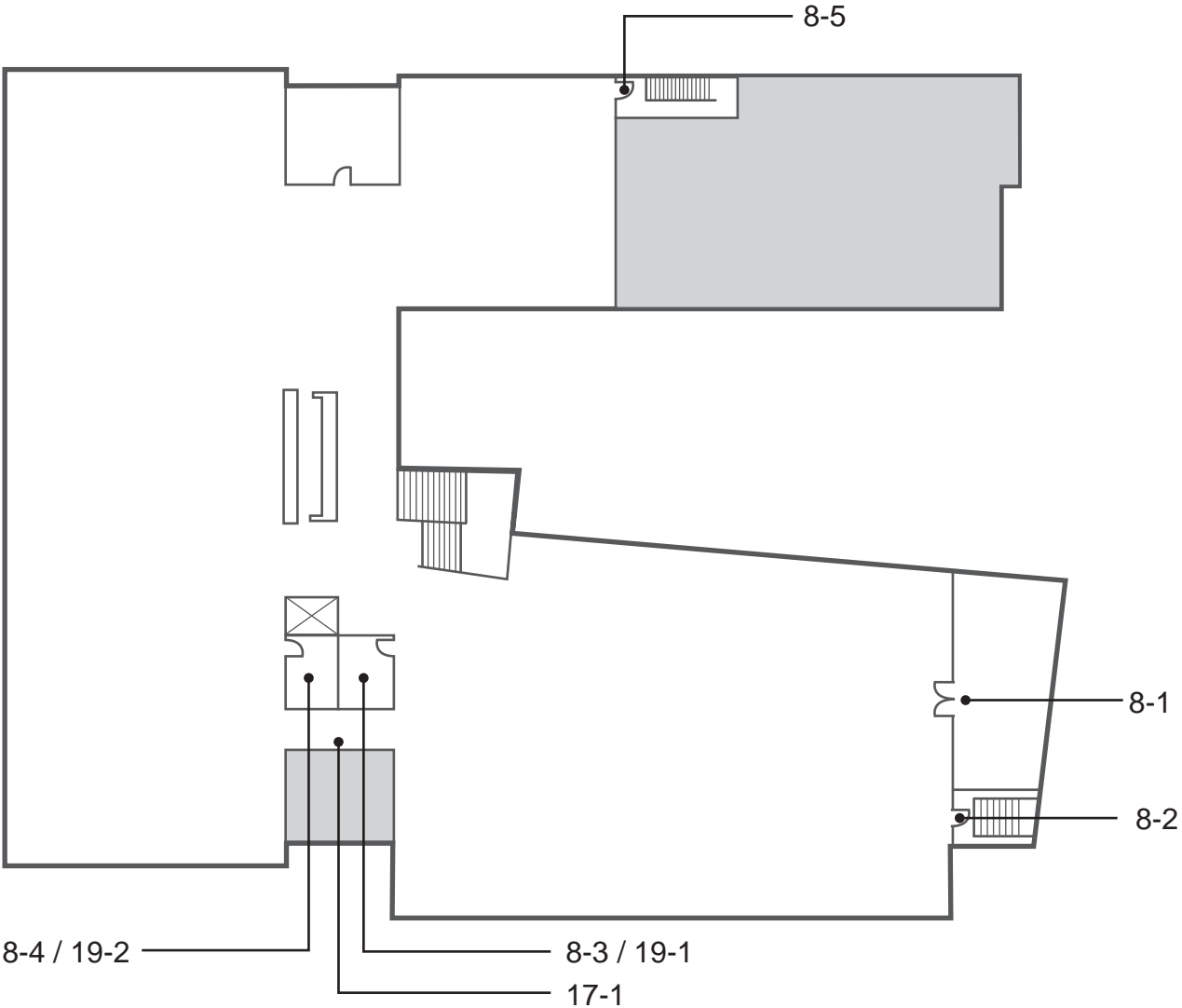
Floor 1		
<b>7 - 1</b>	<b>Hazard</b>	Category: 4
<b>Remove overhanging or protruding objects</b>		<b>\$125</b>
Notes: Paper towel dispenser protrudes 9" from the wall at 45" AFF in the women's restroom (protrusion more than 4" must be mounted below 27" or above 80").		
CBC: 11B-307.4		
Other: ADA 307.4		
<b>7 - 2</b>	<b>Hazard</b>	Category: 4
<b>Remove overhanging or protruding objects</b>		<b>\$125</b>
Notes: Paper towel dispenser protrudes 10" from the wall at 44" AFF at men's restroom (protrusion more than 4" must be mounted below 27" or above 80").		
CBC: 11B-307.4		
Other: ADA 307.4		
<b>8 - 1</b>	<b>Door/Gate</b>	Category: 1
<b>Adjust door closer</b>		<b>\$125</b>
Notes: Door opening force is 16 lbs (5 lbs max).		
CBC: 11B-404.2.9		
Other: ADA 404.2.9		
<b>8 - 2</b>	<b>Door/Gate</b>	Category: 1
<b>Install or modify sign</b>		<b>\$250</b>
Notes: No clear floor space in front of the tactile and Braille sign in the story room (18"x18" centered on the sign)		
CBC: 11B-703.4.2		
Other: ADA 703.4.2		
<b>8 - 3</b>	<b>Door/Gate</b>	Category: 2
<b>Adjust door closer</b>		<b>\$125</b>
Notes: Door opening force is 12 lbs (5 lbs max).		
CBC: 11B-404.2.9		
Other: ADA 404.2.9		
<b>8 - 4</b>	<b>Door/Gate</b>	Category: 2
<b>Adjust door closer</b>		<b>\$125</b>
Notes: Door opening force is 11 lbs (5 lbs max).		
CBC: 11B-404.2.9		
Other: ADA 404.2.9		
<b>8 - 5</b>	<b>Door/Gate</b>	Category: 2
<b>Install or modify sign</b>		<b>\$250</b>
Notes: Tactile letterings is centered 68" AFF (48" min to 60" max).		
CBC: 11B-703.4.1		
Other: ADA 703.4.1		



## Cupertino ADA

### Library

Floor 1		
8 - 6	Door/Gate	Category: 2
<b>Adjust door closer</b>		\$125
Notes: Door opening force is 15 lbs (5 lbs max).		
CBC: 11B-404.2.9		
Other: ADA 404.2.9		
8 - 7	Door/Gate	Category: 2
<b>Adjust door closer</b>		\$125
Notes: Door opening force is 12 lbs (5 lbs max).		
CBC: 11B-404.2.9		
Other: ADA 404.2.9		
20 - 1	Single User Restroom	Category: 2
<b>Provide clear floor or turning space</b>		\$3,000
Notes: The lavatory is 55" from the wall adjacent to the water closet (60" min).		
CBC: 11B-603.2.1		
Other: ADA 304.3.1, ADA 306.3, ADA 603.2.1		
<b>Remove overhanging or protruding objects</b>		\$125
Notes: Paper towel dispenser protrudes 10" from the wall at 44" AFF at restroom (Objects may protrude no more than 4" where the lower edge is between 27" and 80" AFF).		
CBC: 11B-307.2		
Other: ADA 307.2		
20 - 2	Single User Restroom	Category: 2
<b>Provide clear floor or turning space</b>		\$3,000
Notes: The lavatory is 54" from the wall adjacent to the water closet (60" min).		
CBC: 11B-603.2.1		
Other: ADA 304.3.1, ADA 306.3, ADA 603.2.1		
<b>Remove overhanging or protruding objects</b>		\$125
Notes: Paper towel dispenser protrudes 10" from the wall at 44" AFF at restroom (Objects may protrude no more than 4" where the lower edge is between 27" and 80" AFF).		
CBC: 11B-307.2		
Other: ADA 307.2		
<b>Modify lavatory or counter clearances</b>		\$1,500
Notes: Knee space at the lavatory apron is 28.5" AFF (29" min).		
CBC: 11B-306.3.1		
Other: -		



## Cupertino ADA

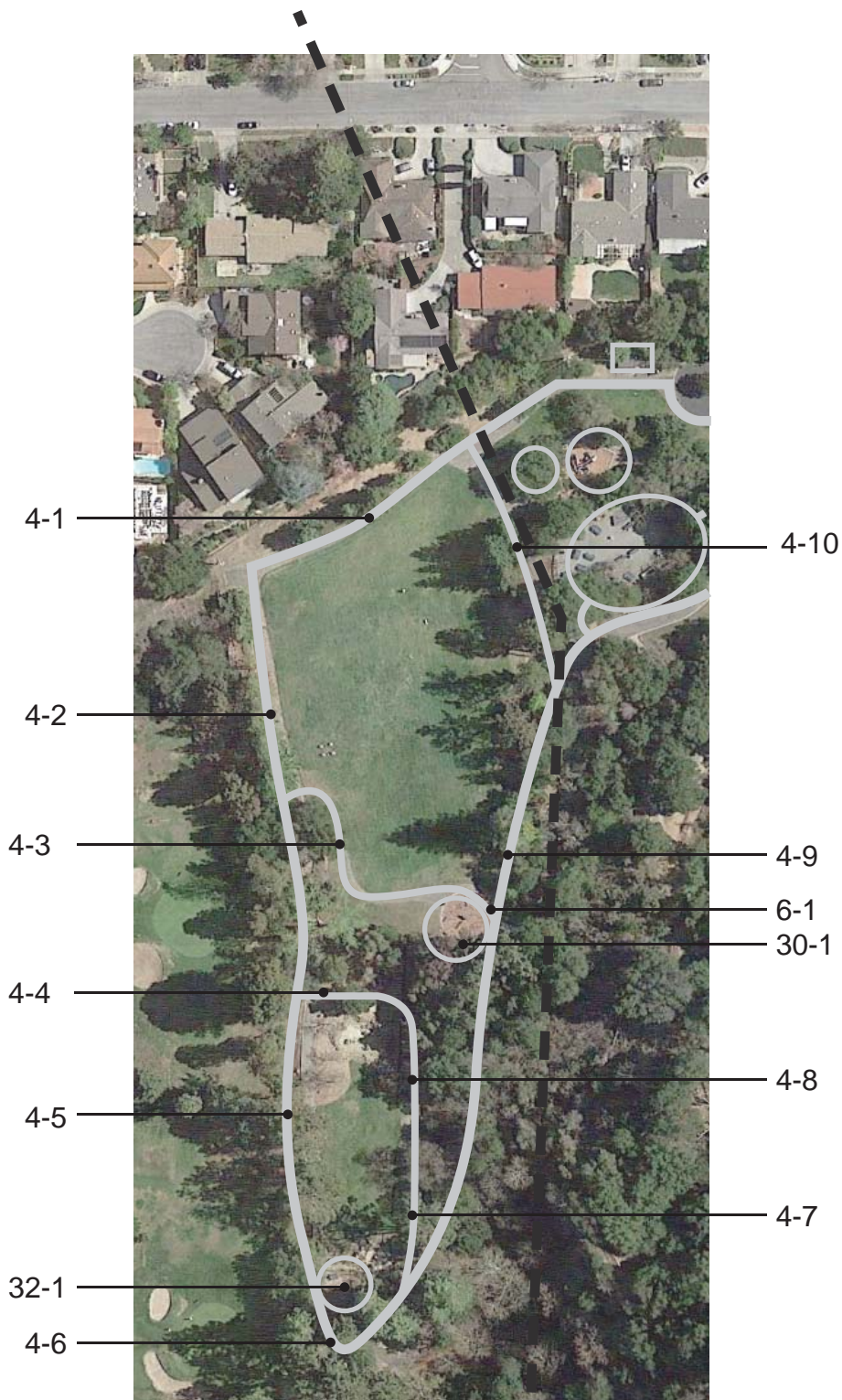
### Library

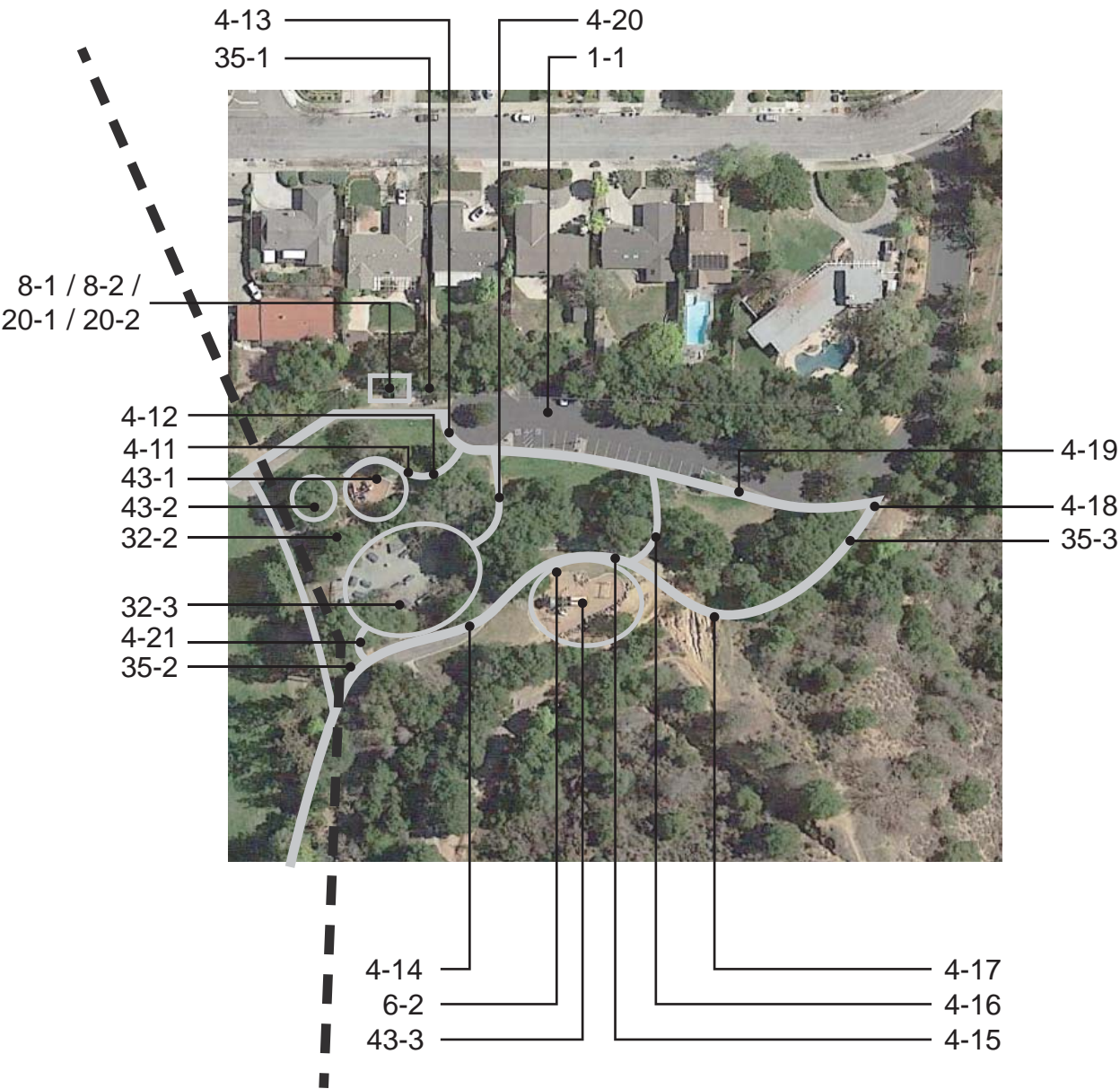
Floor 2		
<b>8 - 1</b>	<b>Door/Gate</b>	Category: 2
<b>Adjust door closer</b>		\$125
Notes: Door opening force is 9 lbs (5 lbs max).		
CBC: 11B-404.2.9		
Other: ADA 404.2.9		
<b>8 - 2</b>	<b>Door/Gate</b>	Category: 1
<b>Install or modify sign</b>		\$250
Notes: The tactile lettering on the Exit Stair Down sign is located 61" AFF (48" AFF min to 60" max).		
CBC: 11B-703.4.1		
Other: ADA 703.4.1		
<b>8 - 3</b>	<b>Door/Gate</b>	Category: 2
<b>Adjust door closer</b>		\$125
Notes: Door opening force is 10.5 lbs (5 lbs max).		
CBC: 11B-404.2.9		
Other: ADA 404.2.9		
<b>8 - 4</b>	<b>Door/Gate</b>	Category: 2
<b>Adjust door closer</b>		\$125
Notes: Door opening force is 10 lbs (5 lbs max).		
CBC: 11B-404.2.9		
Other: ADA 404.2.9		
<b>8 - 5</b>	<b>Door/Gate</b>	Category: 1
<b>Install or modify sign</b>		\$250
Notes: The tactile lettering on the Exit Stair Down sign is located 61" AFF (48" AFF min to 60" max).		
CBC: 11B-703.4.1		
Other: ADA 703.4.1		
<b>17 - 1</b>	<b>Corridor / Aisle</b>	Category: 2
<b>Widen corridor</b>		\$0
Notes: Corridor is 38.5" wide due to magazine rack (44" min).		
CBC: 11B-403.5.1		
Other: ADA 403.5.1		

## Cupertino ADA

### Library

Floor 2		
19 - 1	Multiple User Restroom	Category: 2
Replace or reposition dispenser		\$125
Notes: Height of soap dispenser is 42" AFF (40" max).		
CBC: 11B-603.5		
Other: -		
Replace or reposition fixtures		\$1,250
Notes: Centerline of the water closet is 18.75" from side wall (17" min to 18" max).		
CBC: 11B-604.2		
Other: ADA 604.2		
19 - 2	Multiple User Restroom	Category: 2
Replace or reposition fixtures		\$1,250
Notes: Centerline of the water closet is 18.5" from side wall (17" min to 18" max).		
CBC: 11B-604.2		
Other: ADA 604.2		





## Cupertino ADA

Linda Vista Park

<b>1 - 1</b>	<b>Parking Area</b>	Category: 1
<b>Install reserved parking sign</b>		<b>\$375</b>
Notes: Required signage is not provided. A reflectorized sign that is 70 sq. inches min. designates each space reserved for people with disabilities and will not be obscured by parked vehicles. Sign includes a white ISA on a dark blue background. An additional sign or additional language at each designated space states "Minimum Fine \$250".		
CBC: 11B-502.6, 11B-502.6.1, 11B-502.6.2, 11B-502.8		
Other: ADA 502.6		
<b>Install van accessible sign</b>		<b>\$375</b>
Notes: A "Van Accessible" sign is not provided. Required: A "Van Accessible" sign is posted at stalls striped and designated to be van accessible.		
CBC: 11B-502.6		
Other: ADA 208.2.4		
<b>Provide or modify accessible access aisles</b>		<b>\$210</b>
Notes: Access aisle width is 100" (108" min).		
CBC: 11B-502.2, 11B-502.3.1		
Other: ADA 502.3.1		
<b>Regrade accessible parking space or access aisle</b>		<b>\$1,600</b>
Notes: Slope in parking spaces and access aisles is up to 7.2% (2.0% max).		
CBC: 11B-502.4		
Other: ADA 502.4		
<b>Provide an accessible path of travel</b>		<b>\$0</b>
Notes: No accessible route from parking area to the park without going behind parked cars.		
CBC: 11B-502.7.1		
Other: ADA 502.3		
<b>4 - 1</b>	<b>Walk</b>	Category: 4
<b>Regrade surface</b>		<b>\$7,920</b>
Notes: Running slope of asphalt path is up to 7.9% for 396 linear feet (5.0% max). (Maintenance access road).		
CBC: 11B-403.3		
Other: ADA 403.3		
<b>4 - 2</b>	<b>Walk</b>	Category: 4
<b>Regrade surface</b>		<b>\$740</b>
Notes: Running slope of asphalt path is up to 6.6% for 37 linear feet (5.0% max). (Maintenance access road).		
CBC: 11B-403.3		
Other: ADA 403.3		

## Cupertino ADA

### Linda Vista Park

<b>4 - 3</b>	<b>Walk</b>	Category: 2
<b>Regrade surface</b>		<b>\$4,840</b>
Notes: Running slope of asphalt path is up to 11% (5.0% max) and cross slope is up to 8% (2.0% max) for 242 linear feet. Where road cross drainage channel running slope is up to 27% (5.0% max).		
CBC: 11B-403.3		
Other: ADA 403.3		
<b>4 - 4</b>	<b>Walk</b>	Category: 2
<b>Grind or patch vertical change of grade</b>		<b>\$250</b>
Notes: 3" change in level from wood planks to natural surface on one side of the bridge, and 3/4" change in level on the other side leading to asphalt road (1/4" max, up to 1/2" with a bevel).		
CBC: 11B-303.2		
Other: ADA 303.2, ADA 303.3		
<b>Regrade surface</b>		<b>\$500</b>
Notes: Cross slope of wooden bridge is up to 7% for 17 linear feet (2.0% max).		
CBC: 11B-403.3		
Other: ADA 403.3		
<b>4 - 5</b>	<b>Walk</b>	Category: 4
<b>Regrade surface</b>		<b>\$5,600</b>
Notes: Running slope of asphalt path is up to 10% for 280 linear feet (5.0% max).		
CBC: 11B-403.3		
Other: ADA 403.3		
<b>4 - 6</b>	<b>Walk</b>	Category: 4
<b>Regrade surface</b>		<b>\$3,500</b>
Notes: Running slope of asphalt path is between 10% and 24.8% for 175 linear feet (5.0% max). Where walk crosses drainage channel running slope is up to 28.1% for 10 linear feet.		
CBC: 11B-403.3		
Other: ADA 403.3		



## Cupertino ADA

### Linda Vista Park

<b>4 - 7</b>	<b>Walk</b>	Category: 2
<b>Regrade surface</b>		<b>\$200</b>
Notes: Running slope of stone bridge is up to 16% for 10 linear feet (5.0% max).		
CBC: 11B-403.3		
Other: ADA 403.3		
<b>Grind or patch vertical change of grade</b>		<b>\$250</b>
Notes: Up to 2" changes in level along the stone bridge (1/4" max, up to 1/2" with a bevel).		
CBC: 11B-303.2		
Other: ADA 303.2, ADA 303.3		
<b>4 - 8</b>	<b>Walk</b>	Category: 2
<b>Widen walk</b>		<b>\$500</b>
Notes: Width of walk across wood bridge is 42.25" (48" min).		
CBC: 11B-403.5.1.3		
Other: ADA 403.5.1		
<b>4 - 9</b>	<b>Walk</b>	Category: 4
<b>Regrade surface</b>		<b>\$12,040</b>
Notes: Running slope of asphalt path is up to 10% (5.0% max) and cross slope is up to 4% (2.0% max) for 602 linear feet.		
CBC: 11B-403.3		
Other: ADA 403.3		
<b>Grind or patch vertical change of grade</b>		<b>\$250</b>
Notes: 4" speed bump in the path of travel (1/4" max, up to 1/2" with a bevel). (Maintenance road).		
CBC: 11B-303.2		
Other: ADA 303.2, ADA 303.3		
<b>4 - 10</b>	<b>Walk</b>	Category: 4
<b>Regrade surface</b>		<b>\$3,580</b>
Notes: Running slope of asphalt path is up to 16.9% (5.0% max) and cross slope is up to 4.5% (2.0% max) for 179 linear feet.		
CBC: 11B-403.3		
Other: ADA 403.3		

## Cupertino ADA

Linda Vista Park

<b>4 - 11</b>	<b>Walk</b>	Category: 2
<b>Regrade surface</b>		<b>\$860</b>
Notes: Cross slope of asphalt path is up to 8.3% for 43 linear feet (2.0% max).		
CBC: 11B-403.3		
Other: ADA 403.3		
<b>Remove overhanging or protruding objects</b>		<b>\$125</b>
Notes: Redwood tree branches overhang walk at 70" AFF (80" min).		
CBC: 11B-307.4		
Other: ADA 307.4		
<b>Grind or patch vertical change of grade</b>		<b>\$250</b>
Notes: 1" change in level at concrete edging. Deteriorating asphalt (1/4" max, up to 1/2" with a bevel).		
CBC: 11B-303.2		
Other: ADA 303.2, ADA 303.3		
<b>4 - 12</b>	<b>Walk</b>	Category: 2
<b>Regrade surface</b>		<b>\$1,420</b>
Notes: Running slope of asphalt path is up to 11.5% (5.0% max) and cross slope is up to 7.9% (2.0% max) for 71 linear feet.		
CBC: 11B-403.3		
Other: ADA 403.3		
<b>4 - 13</b>	<b>Walk</b>	Category: 1
<b>Regrade surface</b>		<b>\$820</b>
Notes: Running slope of asphalt path is up to 7.8% (5.0% max) and cross slope is up to 5.8% (2.0% max) for 41 linear feet.		
CBC: 11B-403.3		
Other: ADA 403.3		
<b>4 - 14</b>	<b>Walk</b>	Category: 4
<b>Regrade surface</b>		<b>\$2,540</b>
Notes: Running slope of asphalt path is up to 14.4% (5.0% max) and cross slope is up to 4.6% (2.0% max) for 127 linear feet.		
CBC: 11B-403.3		
Other: ADA 403.3		
<b>4 - 15</b>	<b>Walk</b>	Category: 4
<b>Regrade surface</b>		<b>\$1,160</b>
Notes: Running slope of asphalt path is up to 6.2% (5.0% max) and cross slope is up to 4.2% (2.0% max) for 58 linear feet.		
CBC: 11B-403.3		
Other: ADA 403.3		

**Cupertino ADA**

Linda Vista Park

<b>4 - 16</b>	<b>Walk</b>	Category: 2
<b>Regrade surface</b>		<b>\$1,340</b>
Notes: Running slope of asphalt path is up to 29.7% for 67 linear feet (5.0% max).		
CBC: 11B-403.3		
Other: ADA 403.3		
<b>4 - 17</b>	<b>Walk</b>	Category: 4
<b>Regrade surface</b>		<b>\$1,920</b>
Notes: Running slope of asphalt path is up to 5.5% (5.0% max) and cross slope is up to 4.4% (2.0% max) for 96 linear feet.		
CBC: 11B-403.3		
Other: ADA 403.3		
<b>4 - 18</b>	<b>Walk</b>	Category: 4
<b>Regrade surface</b>		<b>\$2,100</b>
Notes: Running slope of asphalt path is up to 6.9% (5.0% max) and cross slope is up to 4% (2.0% max) for 105 linear feet.		
CBC: 11B-403.3		
Other: ADA 403.3		
<b>Detectable warnings</b>		<b>\$1,000</b>
Notes: No detectable warnings are provided where a walk adjoins vehicular area.		
CBC: 11B-705.1.2		
Other: -		
<b>4 - 19</b>	<b>Walk</b>	Category: 1
<b>Regrade surface</b>		<b>\$4,600</b>
Notes: Running slope of asphalt path is up to 10.4% (5.0% max) and cross slope is up to 7.6% (2.0% max) for 230 linear feet.		
CBC: 11B-403.3		
Other: ADA 403.3		
<b>Grind or patch vertical change of grade</b>		<b>\$250</b>
Notes: 22" long , 1" wide crack in the direction of path of travel. Two cracked sections of asphalt at tree roots across path of travel that are 2" high, 6" wide and 1" deep. Cracks across path of travel (1/4" max, up to 1/2" with a bevel).		
CBC: 11B-303.2		
Other: ADA 303.2, ADA 303.3		

## Cupertino ADA

### Linda Vista Park

<b>4 - 20</b>	<b>Walk</b>	Category: 2
<b>Regrade surface</b>		<b>\$1,220</b>
Notes: Running slope of asphalt path is up to 11.4% (5.0% max) and cross slope is up to 7.4% (2.0% max) for 61 linear feet up to picnic area.		
CBC: 11B-403.3		
Other: ADA 403.3		
<b>4 - 21</b>	<b>Walk</b>	Category: 2
<b>Regrade surface</b>		<b>\$680</b>
Notes: Running slope of asphalt path is up to 14% (5.0% max) and cross slope is up to 3% (2.0% max) for 34 linear feet.		
CBC: 11B-403.3		
Other: ADA 403.3		
<b>6 - 1</b>	<b>Stairway</b>	Category: 2
<b>Install tread striping</b>		<b>\$165</b>
Notes: No tread striping provided for 11 risers.		
CBC: 11B-504.4.1		
Other: -		
<b>Install a handrail</b>		<b>\$125</b>
Notes: A parallel extension is not provided at the bottom of the handrail (one tread-width min).		
CBC: 11B-505.10.3		
Other: ADA 505.10.3		
<b>6 - 2</b>	<b>Stairway</b>	Category: 2
<b>Install a handrail</b>		<b>\$2,500</b>
Notes: Handrails are not provided on either side of the stairway for 9 risers (handrails on both sides req).		
CBC: 11B-505.2		
Other: ADA 505.2		
<b>Install tread striping</b>		<b>\$135</b>
Notes: Striping made of wood railroad ties does not contrast the concrete surface.		
CBC: 11B-504.4.1		
Other: -		
<b>Replace stairs</b>		<b>\$2,700</b>
Notes: Slopes of treads are up to 6.3% (2.0% max).		
CBC: 11B-504.4		
Other: ADA 504.4		

## Cupertino ADA

Linda Vista Park

8 - 1	Door/Gate	Category: 2
<b>Increase maneuvering space</b>		\$1,000
Notes: Latch-side approach maneuvering clearance on the push side of the door is 40.5" (42" min).		
CBC: 11B-404.2.4.1		
Other: ADA 404.2.4.1		
<b>Replace or modify door threshold</b>		\$125
Notes: Threshold has a vertical change of 1/2" (1/4" max, up to 1/2" with a bevel).		
CBC: 11B-404.2.5		
Other: ADA 404.2.5		
8 - 2	Door/Gate	Category: 2
<b>Increase maneuvering space</b>		\$1,000
Notes: Latch-side approach maneuvering clearance on the push side of the door is 40.5" (42" min).		
CBC: 11B-404.2.4.1		
Other: ADA 404.2.4.1		
<b>Replace or modify door threshold</b>		\$125
Notes: Threshold has a vertical change of 1/2" (1/4" max, up to 1/2" with a bevel).		
CBC: 11B-404.2.5		
Other: ADA 404.2.5		

## Cupertino ADA

Linda Vista Park

20 - 1 Single User Restroom		Category: 2
<b>Install restroom sign</b>		\$250
Notes: Federal required sign is not provided.		
CBC: -		
Other: ADA 703		
<b>Provide clear floor or turning space</b>		\$3,000
Notes: A 60" min diameter turning space unobstructed from the floor to a height of 27" min is not provided. Water closet is located in turning space. Slope of clear floor space is 11% (2% max).		
CBC: 11B-603.2.1		
Other: ADA 304.3.1, ADA 306.3, ADA 603.2.1		
<b>Replace or reposition fixtures</b>		\$1,250
Notes: Centerline of the water closet is 26.5" from side wall (17"min to 18" max).		
CBC: 11B-604.2		
Other: ADA 604.2		
<b>Replace toilet or adjust toilet seat height</b>		\$3,000
Notes: Water closet seat height is 14.5" AFF (17" min to 19" max).		
CBC: 11B-604.4		
Other: ADA 604.4		
<b>Replace or modify grab bars</b>		\$300
Notes: Rear grab bar is not provided. Side grab bar is 25" long (42" min) and extends 36.75" from the rear wall (54" min).		
CBC: 11B-604.5.1, 11B-604.5.2		
Other: ADA 604.5.1, ADA 604.5.2		
<b>Replace or reposition dispenser</b>		\$125
Notes: Height of toilet seat cover dispenser is 59" AFF (40" max).		
CBC: 11B-603.5		
Other: -		
<b>Provide an accessible lavatory</b>		\$3,000
Notes: Provide an accessible lavatory.		
CBC: 11B-606.2		
Other: ADA 606.2		

**Cupertino ADA**

Linda Vista Park

<b>20 - 2</b>	<b>Single User Restroom</b>
Category: 2	
<b>Install restroom sign</b>	<b>\$250</b>
Notes: Federal required sign is not provided.	
CBC: -	
Other: ADA 703	
<b>Replace or reposition fixtures</b>	<b>\$1,250</b>
Notes: Centerline of the water closet is 27" from side wall (17" min to 18" max).	
CBC: 11B-604.2	
Other: ADA 604.2	
<b>Replace toilet or adjust toilet seat height</b>	<b>\$3,000</b>
Notes: Water closet seat height is 14.5" AFF (17" min to 19" max).	
CBC: 11B-604.4	
Other: ADA 604.4	
<b>Replace or modify grab bars</b>	<b>\$300</b>
Notes: Rear grab bar is not provided. Side grab bar is 25" long (42" min) and extends 36.75" from the rear wall (54" min).	
CBC: 11B-604.5.1, 11B-604.5.2	
Other: ADA 604.5.1, ADA 604.5.2	
<b>Replace or reposition dispenser</b>	<b>\$125</b>
Notes: Toilet seat cover dispenser is 60" AFF (40" max).	
CBC: 11B-603.5	
Other: -	
<b>Replace urinal</b>	<b>\$3,000</b>
Notes: Urinal rim is 24.5" AFF (17" max) and extends 12.5" from rear wall (13.5" min).	
CBC: 11B-605.2	
Other: ADA 605.2	
<b>Replace or adjust water controls</b>	<b>\$500</b>
Notes: Flush control on the urinal is located 45.5" AFF (40" max).	
CBC: 11B-606.4	
Other: ADA 309.4, ADA 606.4	
<b>Provide an accessible lavatory</b>	<b>\$0</b>
Notes: Provide an accessible lavatory (shared with 20-1).	
CBC: 11B-606.2	
Other: ADA 606.2	

## Cupertino ADA

### Linda Vista Park

<b>20 - 2</b>	<b>Single User Restroom</b>	Category: 2
<b>Provide clear floor or turning space</b>		<b>\$3,000</b>
Notes: A 60" min diameter turning space unobstructed from the floor to a height of 27" min is not provided. Water closet is located in turning space. Slope of clear floor space is 11% (2% max).		
CBC: 11B-603.2.1		
Other: ADA 304.3.1, ADA 306.3, ADA 603.2.1		
<b>30 - 1</b>	<b>Exercise Machines and Equipment</b>	Category: 2
<b>Provide an accessible path of travel</b>		<b>\$125</b>
Notes: No accessible path of travel provided to workout area due to 5" curb (1/4" max, up to 1/2" with a bevel).		
CBC: 11B-206.2		
Other: ADA 206.2, ADA 206.2.2		
<b>32 - 1</b>	<b>Picnic Area</b>	Category: 2
<b>Provide an accessible picnic unit</b>		<b>\$6,400</b>
Notes: An accessible table is not provided in a picnic area with 6 tables. (2 required).		
CBC: 11B-246.5		
Other: -		
<b>Provide an accessible path of travel</b>		<b>\$400</b>
Notes: Route to picnic tables is 10 linear feet over compacted natural surface. Natural surface is not firm and stable.		
CBC: 11B-403		
Other: AGODA F245.4		
<b>Provide an accessible table</b>		<b>\$0</b>
Notes: Picnic table is 36" AFF (28" min to 34" max). There are two supports that are 6" deep and 21.25" AFF.		
CBC: 11B-902.3		
Other: AGODA 1011.4.1		
<b>Replace or reposition picnic grill</b>		<b>\$750</b>
Notes: Clear floor space of the grill has a slope of 7.3% (2% max).		
CBC: -		
Other: AGODA 1011.5.2		



## Cupertino ADA

### Linda Vista Park

<b>32 - 2</b>	<b>Picnic Area</b>	Category: 2
<b>Provide an accessible path of travel</b>		<b>\$240</b>
Notes: 1" change in level from pavement to natural surface (1/4" max, up to 1/2" with a bevel). Natural surface is not firm and stable.		
CBC: 11B-403		
Other: AGODA F245.4		
<b>Provide an accessible picnic unit</b>		<b>\$3,200</b>
Notes: An accessible table is not provided in a picnic area with 2X tables. (2 required).		
CBC: 11B-246.5		
Other: -		
<b>32 - 3</b>	<b>Picnic Area</b>	Category: 2
<b>Provide an accessible picnic unit</b>		<b>\$6,400</b>
Notes: An accessible table is not provided in a picnic area with 17 tables. (2 required).		
CBC: 11B-246.5		
Other: -		
<b>Provide an accessible path of travel</b>		<b>\$0</b>
Notes: An accessible route to the picnic area is not provided. Picnic area is on a gravel surface that is not firm and stable.		
CBC: 11B-403		
Other: AGODA F245.4		
<b>Replace or reposition picnic grill</b>		<b>\$750</b>
Notes: Grill operating mechanism is 34.75" AFF (34" max). Cooking surface is 13.25" from the front ledge. Knee space is not provided at the grill. Prep counter is 34.25" AFF (34" max).		
CBC: -		
Other: AGODA 1011.5.2		
<b>35 - 1</b>	<b>Other</b>	Category: 3
<b>Reposition controls</b>		<b>\$200</b>
Notes: Mutt Mitt is located 28" off the path of travel (24" max reach depth for a height of 46" max) at 50" above the ground (48" max).		
CBC: 11B-308.3		
Other: ADA 308.3, ADA 308.3.1, ADA 308.3.2		
<b>Increase or provide maneuvering or clear floor area</b>		<b>\$1,000</b>
Notes: A clear floor space is not provided at the Mutt Mitt (36" by 48" min forward approach).		
CBC: 11B-305.5		
Other: ADA 305.3, ADA 305.5		

## Cupertino ADA

Linda Vista Park

<b>35 - 2</b>	<b>Other</b>	Category: 3
<b>Reposition controls</b>		<b>\$200</b>
Notes: Mutt Mitt dispenser is located 54" off the path of travel at 51" above the ground (48" max; or 24" max reach depth for a height of 46" max).		
CBC: 11B-308.3		
Other: ADA 308.3, ADA 308.3.1, ADA 308.3.2		
<b>Increase or provide maneuvering or clear floor area</b>		<b>\$1,000</b>
Notes: A clear floor space is not provided at the Mutt Mitt (36" by 48" min forward approach).		
CBC: 11B-305.5		
Other: ADA 305.3, ADA 305.5		
<b>35 - 3</b>	<b>Other</b>	Category: 3
<b>Reposition controls</b>		<b>\$200</b>
Notes: Mutt Mitt dispenser is located 14" off the path of travel at 52" above the ground (48" max).		
CBC: 11B-308.3		
Other: ADA 308.3, ADA 308.3.1, ADA 308.3.2		
<b>Increase or provide maneuvering or clear floor area</b>		<b>\$1,000</b>
Notes: Clear floor space of the Mutt Mitt has a slope of 9.5% (2% max).		
CBC: 11B-305.5		
Other: ADA 305.3, ADA 305.5		

## Cupertino ADA

### Linda Vista Park


<b>43 - 1</b>	<b>Play Equipment Area</b>	Category: 2
<b>Provide an accessible path of travel</b>		<b>\$125</b>
Notes: There is a 1" change in level from the path of travel to the top of the curb and a 2"-4" change in level from curb to play surface (1/4" max, up to 1/2" with a bevel) (maintenance).		
CBC: 11B-206.2.17		
Other: ADA 206.2.17		
<b>Regrade or replace ramp</b>		<b>\$2,460</b>
Notes: Ramp to play area has a slope of 11% (6.25" max).		
CBC: 11B-1008.2.5.1		
Other: ADA 1008.2.5.1		
<b>Install or modify transfer system</b>		<b>\$15,000</b>
Notes: Transfer platform surface height is 19.25" (11" min to 18" max) above the accessible surfacing.		
CBC: 11B-1008.3.1.2		
Other: ADA 1008.3.1.2		
<b>Improve play area surface</b>		<b>\$0</b>
Notes: Ground surface of the play area is wood chips. Further evaluation of fall attenuation surface is recommended.		
CBC: 11B-1008.2.6.1		
Other: ADA 1008.2.6.1, ADA 1008.2.6.2		
<b>43 - 2</b>	<b>Play Equipment Area</b>	Category: 2
<b>Improve play area surface</b>		<b>\$0</b>
Notes: Ground surface of the play area is wood chips. Further evaluation of fall attenuation surface is recommended.		
CBC: 11B-1008.2.6.1		
Other: ADA 1008.2.6.1, ADA 1008.2.6.2		
<b>Provide an accessible path of travel</b>		<b>\$0</b>
Notes: Ramp to swing area is 38.5" wide (44" min for play areas less than 1,000 sf, 60" min for play areas greater than 1,000 sf, route can be reduced to 36" for 60" max).		
CBC: 11B-1008.2.4.1		
Other: ADA 1008.2.4.1		

## Cupertino ADA

### Linda Vista Park

<b>43 - 3</b>	<b>Play Equipment Area</b>	Category: 2
<b>Provide an accessible path of travel</b>		<b>\$720</b>
Notes: An accessible route to the play equipment area is not provided. The route is 18 linear feet over grass.		
CBC: 11B-206.2.17		
Other: ADA 206.2.17		
<b>Improve play area surface</b>		<b>\$0</b>
Notes: Ground surface of the play area is wood chips. Further evaluation of fall attenuation surface is recommended		
CBC: 11B-1008.2.6.1		
Other: ADA 1008.2.6.1, ADA 1008.2.6.2		

Mary Avenue Dog Park  
Mary Avenue  
Cupertino, CA



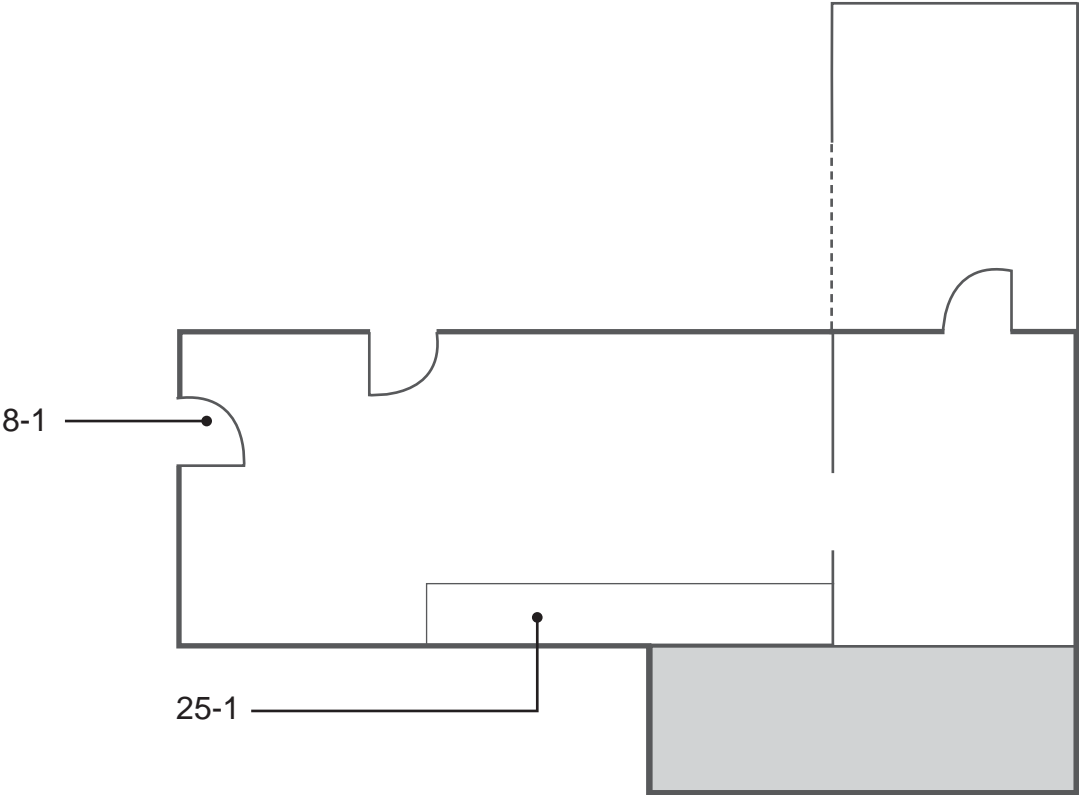
1-1

8-1

10-1

**Cupertino ADA**  
Mary Ave Dog Park

<b>1 - 1</b>	<b>Parking Area</b>	Category: 1
<b>Regrade accessible parking space or access aisle</b>		<b>\$1,600</b>
Notes: The slope at the bottom of the accessible parking is 5% (2% max).		
CBC: 11B-502.4		
Other: ADA 502.4		
<b>8 - 1</b>	<b>Door/Gate</b>	Category: 1
<b>Provide strike edge clearance</b>		<b>\$0</b>
Notes: Front approach strike-edge clearance on the pull side of the door is 4" due to trash containers (18" min), move trash containers.		
CBC: 11B-404.2.4.1		
Other: ADA 404.2.4.1		
<b>10 - 1</b>	<b>Drinking Fountain</b>	Category: 3
<b>Provide wing walls</b>		<b>\$1,000</b>
Notes: Drinking fountain protrudes 20" from vertical support at 26.25" AFF (protrusion more than 4" must be mounted below 27" or above 80").		
CBC: 11B-602.8, 11B-602.9		
Other: ADA 307		
<b>Raise or lower fountain</b>		<b>\$1,500</b>
Notes: Space between floor/ground and bottom of drinking fountain is 26.25" (27" min).		
CBC: 11B-306.3		
Other: ADA 306.3, ADA 306.3.1		



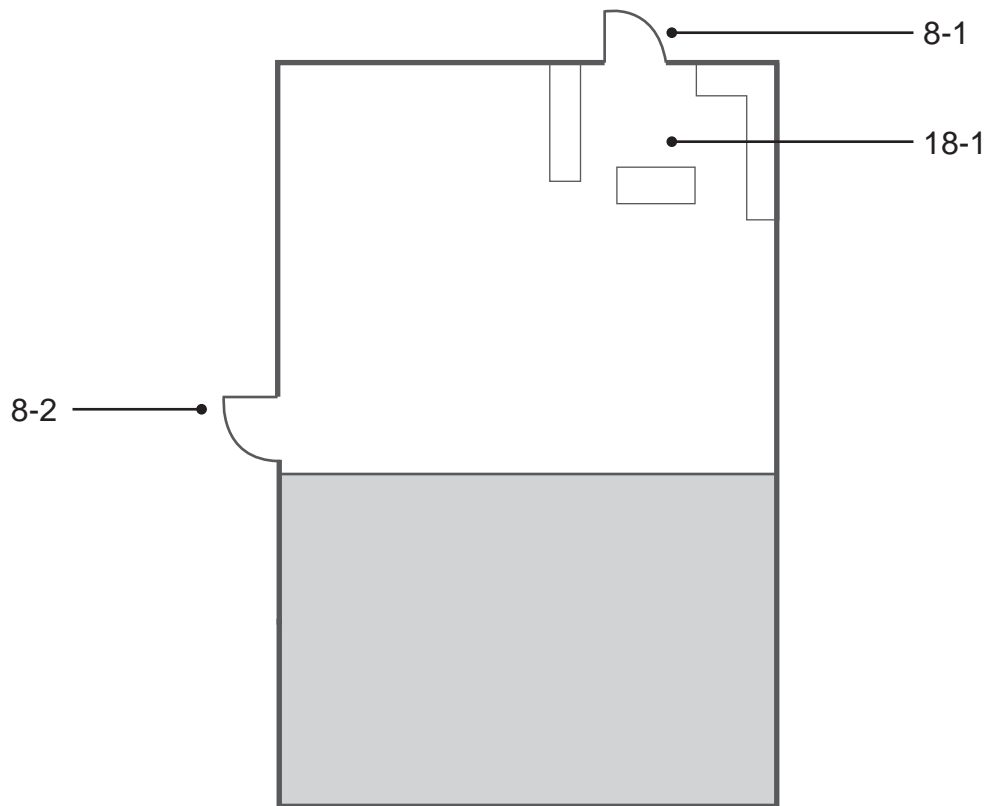
**Cupertino ADA**

McClellan Ranch

<b>Building</b>		
<b>8 - 1</b>	<b>Door/Gate</b>	Category: 1
<b>Replace or modify door threshold</b>		<b>\$125</b>
Notes: Threshold has a vertical change of 1" (1/4" max, up to 1/2" with a bevel).		
CBC: 11B-404.2.5		
Other: ADA 404.2.5		
<b>Regrade surface</b>		<b>\$2,500</b>
Notes: Slope on the push side of the door is 7.1% (2.0% max).		
CBC: 11B-404.2.4.4		
Other: ADA 404.2.4.4		
<b>25 - 1</b>	<b>Kitchen</b>	Category: 4
<b>Provide accessible sink</b>		<b>\$3,000</b>
Notes: Sink is 8 inches deep (6.5 inches max).		
CBC: 11B-606.7		
Other: -		
<b>Insulate water lines</b>		<b>\$125</b>
Notes: Insulation on hot water pipe is not attached.		
CBC: 11B-606.5		
Other: ADA 606.5		
<b>Provide knee and toe clearance</b>		<b>\$0</b>
Notes: Knee clearance underneath the sink is 26" (27" min). Knee space is obstructed by cleaning supplies.		
CBC: 11B-306.3.3		
Other: ADA 306.3, ADA 306.3.3		
<b>Modify counter height</b>		<b>\$1,500</b>
Notes: Height of kitchen work surface is 34.25" AFF (28" min to 34" max).		
CBC: 11B-804.3.2		
Other: ADA 804.3.2		



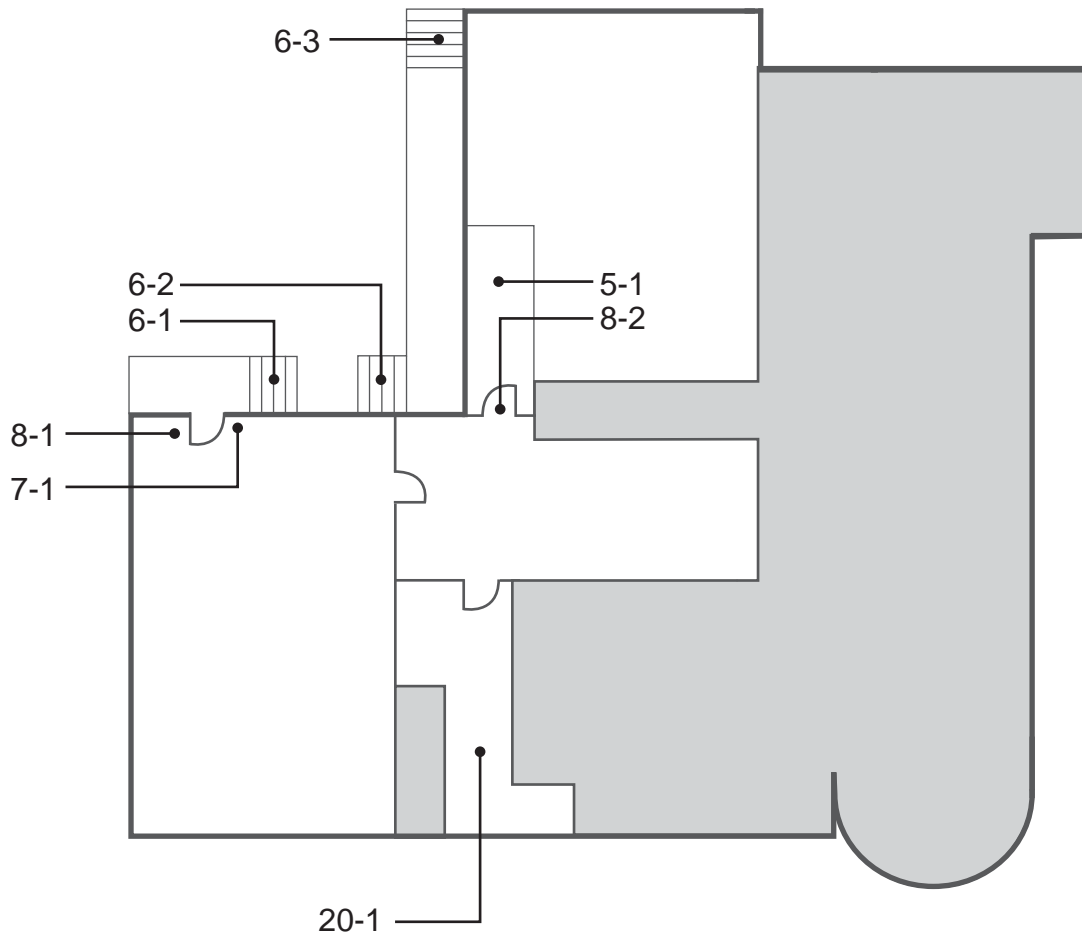
McClellan Ranch Nature Museum  
22221 McClellan Rd  
Cupertino, CA



## Cupertino ADA

McClellan Ranch

Building		
8 - 1	Door/Gate	Category: 4
Regrade surface		\$2,500
Notes: Slope on the swing side of the door is 15.2% for 36" (2.0% max).		
CBC: 11B-404.2.4.4		
Other: ADA 404.2.4.4		
8 - 2	Door/Gate	Category: 4
Replace or modify door threshold		\$125
Notes: Threshold has a vertical change of 1.5" (0.25" max, up to 0.5" with a bevel).		
CBC: 11B-404.2.5		
Other: ADA 404.2.5		
Replace door hardware		\$425
Notes: Door knob requires grasping and twisting to operate.		
CBC: 11B-309.4, 11B-404.2.7		
Other: ADA 309.4		
18 - 1	Room	Category: 4
Widen Corridor		\$0
Notes: Path of travel from door into the room is 27" wide due to a moveable table or 34" wide due to moveable furniture (36" wide min; down to 32" wide for 24" max). Relocate furniture.		
CBC: 11B-403.5.1		
Other: ADA 403.5.1		



## Cupertino ADA

McClellan Ranch

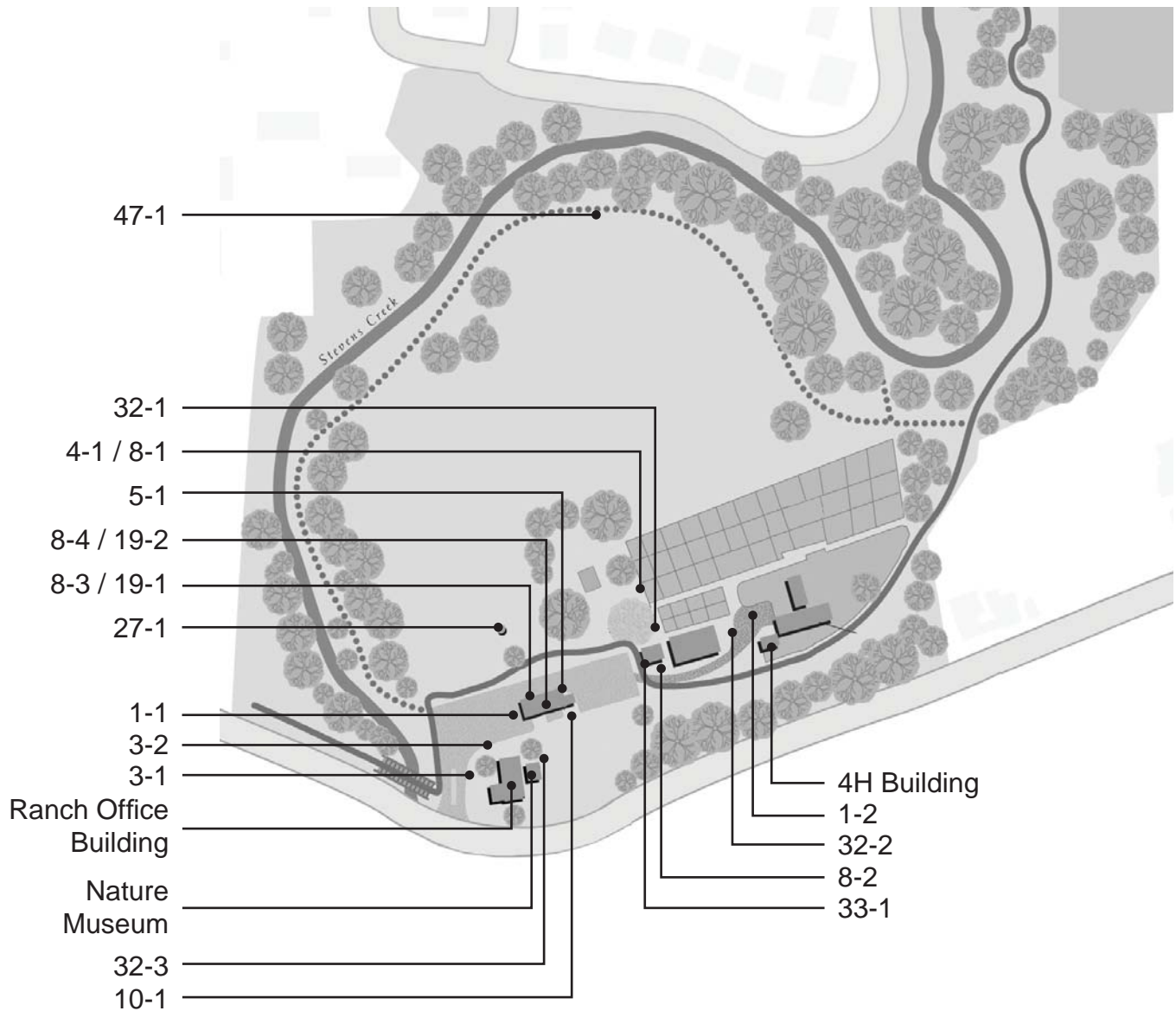
Building		
<b>5 - 1</b>	<b>Ramp</b>	Category: 2
<b>Install a handrail</b>		<b>\$750</b>
Notes: Handrail is not provided on one side of the ramp to the conference room (required on both sides of ramp).		
CBC: 11B-505.2		
Other: ADA 405.8		
<b>6 - 1</b>	<b>Stairway</b>	Category: 1
<b>Install a handrail</b>		<b>\$250</b>
Notes: Handrail on one side of the stairs has no parallel extension. A parallel extension of 6" is provided at the top of the handrail (12" min).		
CBC: 11B-505.10.2, 11B-505.10.3		
Other: ADA 505.10.2, ADA 505.10.3		
<b>Replace stairs</b>		<b>\$1,200</b>
Notes: Tread widths range from 11" to 12.5" (uniform widths required).		
CBC: 11B-504.2		
Other: ADA 504.2		
<b>Install tread striping</b>		<b>\$60</b>
Notes: No tread striping provided on 4 risers.		
CBC: 11B-504.4.1		
Other: -		
<b>6 - 2</b>	<b>Stairway</b>	Category: 1
<b>Install a handrail</b>		<b>\$1,250</b>
Notes: Handrails are not provided on either side of the stairway (handrails required on both sides).		
CBC: 11B-505.2		
Other: ADA 505.2		
<b>Install tread striping</b>		<b>\$75</b>
Notes: No tread striping provided on 5 risers.		
CBC: 11B-504.4.1		
Other: -		

**Cupertino ADA**  
McClellan Ranch

<b>Building</b>		
<b>6 - 3</b>	<b>Stairway</b>	Category: 1
<b>Install a handrail</b>		<b>\$125</b>
Notes: An extension is not provided at the bottom of the handrail (one tread-width min).		
CBC: 11B-505.10.3		
Other: ADA 505.10.3		
<b>Install tread striping</b>		<b>\$90</b>
Notes: No tread striping provided on 6 risers.		
CBC: 11B-504.4.1		
Other: -		
<b>Replace stairs</b>		<b>\$300</b>
Notes: Bottom riser meets the grade of walk and varies from 8" to 5.5" in height (uniform height is required).		
CBC: 11B-504.2		
Other: ADA 504.2		
<b>7 - 1</b>	<b>Hazard</b>	Category: 1
<b>Remove overhanging or protruding objects</b>		<b>\$125</b>
Notes: Bird house protrudes 5.5" from the wall at 39" AFF (protrusion more than 4" must be mounted below 27" or above 80").		
CBC: 11B-307.2, 11B-307.4		
Other: ADA 307.2, ADA 307.4		
<b>8 - 1</b>	<b>Door/Gate</b>	Category: 1
<b>Provide strike edge clearance</b>		<b>\$2,500</b>
Notes: Front approach strike-edge clearance on the push side of the door is 11" due to steps (18" min).		
CBC: 11B-404.2.4.1		
Other: ADA 404.2.4.1		
<b>Enlarge door opening</b>		<b>\$1,650</b>
Notes: Height of clear opening is 79.75" AFF (80" min). Width of clear opening is 29.5" (32" min).		
CBC: 11B-404.2.3		
Other: ADA 404.2.3, ADA 404.2.3.2		
<b>Provide sign(s) indicating accessible entries</b>		<b>\$500</b>
Notes: Sign indicating the location of an accessible entry are not provided at non-accessible entry.		
CBC: 11B-216.6		
Other: ADA 216.6		

**Cupertino ADA**  
McClellan Ranch

<b>Building</b>		
<b>8 - 2</b>	<b>Door/Gate</b>	Category: 4
<b>Increase maneuvering space</b>		<b>\$1,000</b>
Notes: Maneuvering clearance on the push side of the door with a latch-side approach is 38" (44" min).		
CBC: 11B-404.2.4		
Other: ADA 404.2.4.1		
<b>20 - 1</b>	<b>Single User Restroom</b>	Category: 4
<b>Install restroom sign</b>		<b>\$0</b>
Notes: No federal or state required signs provided (both are required).		
CBC: 11B-216.8, 703.7.2.6		
Other: ADA 703		
<b>Provide clear floor or turning space</b>		<b>\$0</b>
Notes: Path to the water closet is 15.5" wide due to movable furniture (36" min). No clear floor space adjacent to the water closet because fixture is set into an alcove (30" by 48" min). No 60" turnaround space provided.		
CBC: 11B-305.5, 11B-603.2.1		
Other: ADA 304.3.1, ADA 305.3, ADA 305.5, ADA 306.3, ADA 603.2.1		
<b>Replace or modify grab bars</b>		<b>\$0</b>
Notes: Side grab bar extends 53.5" from the rear wall (54" min). Rear grab bar is 31" long (36" min).		
CBC: 11B-604.5.1, 11B-604.5.2		
Other: ADA 604.5.1, ADA 604.5.2		
<b>Modify lavatory or counter clearances</b>		<b>\$0</b>
Notes: Height of the lavatory rim is 34-1/8" AFF (34" max). Knee space under the lavatory is obstructed by boxes.		
CBC: 11B-306.3.3, 11B-606.3		
Other: ADA 306.3, ADA 306.3.3, ADA 606.3		
<b>Remove overhanging or protruding objects</b>		<b>\$0</b>
Notes: First aid kit protrudes 5.25" from the wall at 54.25" AFF (Objects may protrude no more than 4" where the lower edge is between 27" and 80" AFF).		
CBC: 11B-307.2		
Other: ADA 307.2		
<b>Renovate restroom</b>		<b>\$75,000</b>
Notes: Restroom is not accessible.		
CBC: 11B-213, 11B-604		
Other: ADA 213.3, ADA 604.8		



## Cupertino ADA

McClellan Ranch

Park		
1 - 1	Parking Area	Category: 1
<b>Provide a pavement stencil</b>		\$210
Notes: The ISA is a 24" from the bottom of the space (ISA must be flush with bottom of space).		
CBC: 11B-502.6.4.1, 11B-502.6.4.2		
Other: ADA 502.6		
<b>Provide adequate striping</b>		\$100
Notes: The words "No Parking" are not painted in the access aisle.		
CBC: 11B-502.3.3		
Other: -		
<b>Provide or modify accessible access aisles</b>		\$210
Notes: Access aisle does not have a blue border.		
CBC: 11B-502.3.2, 11B-502.3.3		
Other: ADA 502.3.3		
<b>Install reserved parking sign</b>		\$375
Notes: Parking signs are not located in front of designated accessible parking spaces.		
CBC: 11B-502.6, 11B-502.6.1		
Other: ADA 502.6		
<b>Regrade accessible parking space or access aisle</b>		\$1,600
Notes: Slope of parking spaces and access aisles is up to 4% (2.0% max).		
CBC: 11B-502.4		
Other: ADA 502.4		
1 - 2	Parking Area	Category: 1
<b>Install reserved parking sign</b>		\$125
Notes: Contact information is not provided on tow-away warning sign.		
CBC: 11B-502.8		
Other: -		
<b>Provide a firm, stable and slip resistant surface</b>		\$1,640
Notes: Accessible parking surface is compacted gravel.		
CBC: 11B-302.1		
Other: ADA 302.1		
<b>Provide adequate striping</b>		\$100
Notes: No striping provided at accessible parking and access aisle.		
CBC: 11B-502.2		
Other: ADA 502.2		



**Cupertino ADA**  
McClellan Ranch

<b>Park</b>		
<b>3 - 1</b>	<b>Curb Ramp</b>	Category: 1
<b>Provide detectable warnings</b>		\$0
Notes: Detectable warnings not provided.		
CBC: 11B-247.1.2, 11B-406.5.12		
Other: -		
<b>Install, replace or modify curb ramp</b>		\$2,460
Notes: Running slope of the curb ramp is 9.6% (8.33% max). Cross slope of the curb ramp is 7.6% (2.0% max).		
CBC: 11B-405.2, 11B-406		
Other: ADA 405.2, ADA 405.3, ADA 406.1		
<b>Provide a level landing</b>		\$0
Notes: Top landing has a slope of 13.9% (2% max).		
CBC: 11B-406.5.3		
Other: ADA 406.4, ADA 406.7		
<b>3 - 2</b>	<b>Curb Ramp</b>	Category: 1
<b>Provide a level landing</b>		\$0
Notes: Top landing has a slope of 3.4% (2% max).		
CBC: 11B-406.5.3		
Other: ADA 406.4, ADA 406.7		
<b>Install, replace or modify curb ramp</b>		\$2,460
Notes: Cross slope of the curb ramp is 3.7% (2.0% max). Running slope of the curb ramp is 14.6% (8.33% max).		
CBC: 11B-405.2, 11B-406		
Other: ADA 405.2, ADA 405.3, ADA 406.1		
<b>Provide detectable warnings</b>		\$0
Notes: Detectable warnings not provided.		
CBC: 11B-247.1.2, 11B-406.5.12		
Other: -		
<b>Provide surface texture</b>		\$0
Notes: No grooved border provided.		
CBC: 11B-406.5.11		
Other: -		
<b>4 - 1</b>	<b>Walk</b>	Category: 2
<b>Provide an accessible path of travel</b>		\$600
Notes: An accessible route is not provided to the community garden. Route is 30 linear feet over wood chips.		
CBC: 11B-206.2.2		
Other: ADA 206.2.2		

## Cupertino ADA

McClellan Ranch

Park		
<b>5 - 1</b>	<b>Ramp</b>	Category: 2
<b>Install a handrail</b>		\$1,250
Notes: Handrails are not provided on either side of the ramp (handrails with continuous gripping surfaces are required on both sides of ramp).		
CBC: 11B-505.2		
Other: ADA 405.8		
<b>Regrade or replace ramp</b>		\$2,125
Notes: Ramp slope is 24.1% for 41" (8.33% max).		
CBC: 11B-405.2		
Other: ADA 405.2		
<b>Grind or patch vertical change of grade</b>		\$250
Notes: 2.25" wide and 3/4" deep gap between the top of the ramp and the concrete floor (1/4" max vertical, up to 1/2" with a bevel, and 1/2" max opening).		
CBC: 11B-405.4		
Other: ADA 405.4		
<b>8 - 1</b>	<b>Door/Gate</b>	Category: 2
<b>Provide or modify door kickplate</b>		\$225
Notes: A smooth and uninterrupted kick plate surface is not provided.		
CBC: 11B-404.2.10		
Other: ADA 404.2.10		
<b>Raise or lower existing hardware</b>		\$125
Notes: Center of door hardware is 47.5" AFF (34" min to 44" max).		
CBC: 11B-404.2.7		
Other: ADA 404.2.7		
<b>8 - 2</b>	<b>Door/Gate</b>	Category: 2
<b>Replace or modify door threshold</b>		\$125
Notes: Threshold at garden shed door has a vertical change of 3" (.25" max, up to .5" with a bevel).		
CBC: 11B-404.2.5		
Other: ADA 404.2.5		
<b>8 - 3</b>	<b>Door/Gate</b>	Category: 2
<b>Adjust door closer</b>		\$125
Notes: Door opening force at men's restroom is 8 lbs (5 lbs max).		
CBC: 11B-404.2.9		
Other: ADA 404.2.9		

## Cupertino ADA

McClellan Ranch

Park		
8 - 4	Door/Gate	Category: 2
<b>Adjust door closer</b>		\$125
Notes: Door opening force at women's restroom is 7 lbs (5 lbs max).		
CBC: 11B-404.2.9		
Other: ADA 404.2.9		
10 - 1	Drinking Fountain	Category: 3
<b>Replace fountain</b>		\$3,000
Notes: Bubbler height is 36.5" AFF. Fountain is neither standing person nor accessible fountain (accessible fountain bubbler 36" max above floor; standing fountain has 38" min to 43" max)		
CBC: 11B-602.4, 11B-602.7		
Other: ADA 602.4, ADA 602.7		
<b>Increase or provide maneuvering or clear floor area</b>		\$0
Notes: The drinking fountain is not oriented to provide the clear floor space adjacent to the path of travel.		
CBC: 11B-305, 11B-306, 11B-602.2		
Other: ADA 305, ADA 305.3, ADA 305.5, ADA 306		
<b>Install an additional high or low fountain</b>		\$0
Notes: A wheelchair accessible fountain and a higher standing person fountain is not provided.		
CBC: 11B-211.2		
Other: ADA 211.2		

**Cupertino ADA**

McClellan Ranch

<b>Park</b>		
<b>19 - 1</b>	<b>Multiple User Restroom</b>	Category: 2
<b>Replace or reposition dispenser</b>		<b>\$125</b>
Notes: Soap dispenser is located 42.5" AFF and toilet seat cover dispenser is located 43" AFF (40" max).		
CBC: 11B-603.5		
Other: -		
<b>Replace or reposition fixtures</b>		<b>\$1,250</b>
Notes: Centerline of the water closet to the sidewall is 19.5" (17" min to 18" max).		
CBC: 11B-604.2		
Other: ADA 604.2		
<b>Provide or replace compartment door hardware</b>		<b>\$175</b>
Notes: Compartment door does not have handle on outside the door and is not self-closing (compartment door must have U-shaped handles both inside and outside of the door and be self-closing).		
CBC: 11B-604.8.1.2		
Other: ADA 604.8.1.2		
<b>Replace toilet or adjust toilet seat height</b>		<b>\$3,000</b>
Notes: Water closet seat height is 19.5" AFF (17" min to 19" max).		
CBC: 11B-604.4		
Other: ADA 604.4		
<b>Modify lavatory or counter clearances</b>		<b>\$1,500</b>
Notes: Clear space at the lavatory apron is 27.5" (29" min).		
CBC: 11B-306.3.1		
Other: -		
<b>Regrade surface</b>		<b>\$3,000</b>
Notes: Clear floor space of the toilet has a slope of 6.5% (2% max).		
CBC: 11B-404.2.4.4		
Other: ADA 404.2.4.4		
<b>Replace urinal</b>		<b>\$3,000</b>
Notes: Height of the urinal rim is 18" AFF (17" max).		
CBC: 11B-605.2		
Other: ADA 605.2		
<b>Replace or modify grab bars</b>		<b>\$300</b>
Notes: Toilet paper dispenser is 4" above the grab bar (12" min clear space above the grab bar to any object). Reposition toilet paper dispenser to below the grab bar with the toilet paper centerline 7" min to 9" max in front of the water closet.		
CBC: 11B-609.3		
Other: ADA 609.3		

**Cupertino ADA**

McClellan Ranch

<b>Park</b>	
<b>19 - 2 Multiple User Restroom</b>	<b>Category: 2</b>
<b>Replace or reposition dispenser</b>	<b>\$125</b>
Notes: Toilet paper dispenser is located 40.5" AFF (40" max).	
CBC: 11B-603.5	
Other: -	
<b>Replace or reposition fixtures</b>	<b>\$1,250</b>
Notes: Centerline of the water closet to the sidewall is 19.75" (17" min to 18" max).	
CBC: 11B-604.2	
Other: ADA 604.2	
<b>Provide or replace compartment door hardware</b>	<b>\$175</b>
Notes: Compartment door does not have handle outside the door and is not self-closing (compartment door must have U-shaped handles both inside and outside of the door and be self-closing).	
CBC: 11B-604.8.1.2	
Other: ADA 604.8.1.2	
<b>Replace toilet or adjust toilet seat height</b>	<b>\$3,000</b>
Notes: Water closet seat height is 19.5" AFF (17" min to 19" max).	
CBC: 11B-604.4	
Other: ADA 604.4	
<b>Modify lavatory or counter clearances</b>	<b>\$1,500</b>
Notes: Clear space beneath the lavatory apron is 27.5" (29" min).	
CBC: 11B-306.3.1	
Other: -	
<b>Regrade surface</b>	<b>\$3,000</b>
Notes: Clear floor space of the toilet has a slope of 6% (2% max).	
CBC: 11B-404.2.4.4	
Other: ADA 404.2.4.4	
<b>Replace or modify grab bars</b>	<b>\$300</b>
Notes: The toilet paper dispenser is 5" above the grab bar (12" min clear space above the grab bar to any object). Reposition toilet paper dispenser to below the grab bar with the toilet paper centerline 7" min to 9" max in front of the water closet.	
CBC: 11B-609.3	
Other: ADA 609.3	

## Cupertino ADA

McClellan Ranch

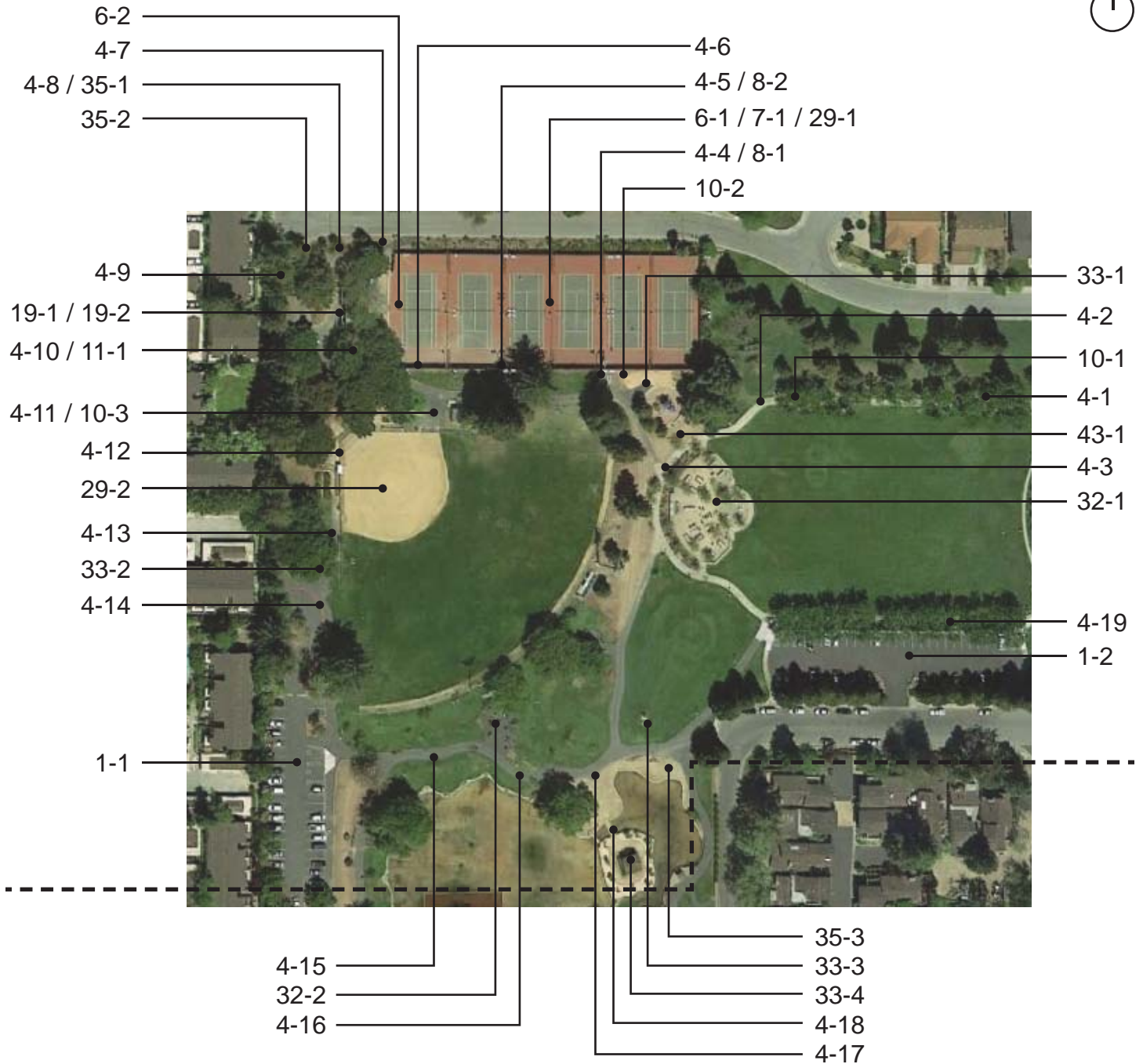
Park		
<b>27 - 1</b>	<b>Assembly Area</b>	Category: 2
<b>Provide an accessible path of travel</b>		<b>\$600</b>
Notes: An accessible path of travel to the assembly area and sundial is not provided Route is 30 linear feet over natural surface.		
CBC: 11B-206.2.2		
Other: ADA 206.2.2		
<b>32 - 1</b>	<b>Picnic Area</b>	Category: 2
<b>Provide an accessible path of travel</b>		<b>\$400</b>
Notes: An accessible route to the picnic area is not provided. Route is 20 linear feet over wood chips to two tables.		
CBC: 11B-403		
Other: AGODA F245.4		
<b>Increase or provide clear floor area</b>		<b>\$700</b>
Notes: A 36" min clear space around the picnic table is not provided.		
CBC: -		
Other: AGODA 1011.2.1		
<b>Provide an accessible table</b>		<b>\$500</b>
Notes: Knee clearance is 7.75" deep (8" min).		
CBC: 11B-306.3		
Other: -		
<b>32 - 2</b>	<b>Picnic Area</b>	Category: 2
<b>Provide an accessible path of travel</b>		<b>\$125</b>
Notes: An accessible route to the picnic area is not provided. There is a 2" curb in the route to the picnic area (1/4" max, up to 1/2" with a bevel).		
CBC: 11B-403		
Other: AGODA F245.4		
<b>Increase or provide clear floor area</b>		<b>\$700</b>
Notes: A 36" min clear space around the picnic table is not provided.		
CBC: -		
Other: AGODA 1011.2.1		
<b>Provide an accessible table</b>		<b>\$2,500</b>
Notes: Knee space is not provided at tables.		
CBC: -		
Other: AGODA 1011.4		

## Cupertino ADA

McClellan Ranch

<b>Park</b>		
<b>32 - 3</b>	<b>Picnic Area</b>	Category: 2
<b>Increase or provide clear floor area</b>		<b>\$700</b>
Notes: A 36" min clear space around the picnic table is not provided.		
CBC: -		
Other: AGODA 1011.2.1		
<b>33 - 1</b>	<b>Outdoor Constructed Features</b>	Category: 3
<b>Increase or provide clear floor area</b>		<b>\$700</b>
Notes: Compost and recycling containers are not located on an accessible path of travel and do not have adequate clear floor space, 100 sf of accessible surfacing needed.		
CBC: -		
Other: AGODA 1011.2		
<b>47 - 1</b>	<b>Trails</b>	Category: 2
<b>Repair surface</b>		<b>\$250</b>
Notes: There is a 2" change in level from concrete path to trail surface at the two trailheads (1/4" max, up to 1/2" with a bevel).		
CBC: -		
Other: AGODA 1017.5		
<b>Provide a firm, stable and slip resistant surface</b>		<b>\$0</b>
Notes: Trail surface is a variety of natural surfaces: compacted soil, dry grass, tree duff, etc. and is the nature of program.		
CBC: -		
Other: AGODA 1017.2		
<b>Widen trail</b>		<b>\$0</b>
Notes: Clear width of trail ranges from 16" to 36" (36" min).		
CBC: -		
Other: AGODA 1017.3		
<b>Install sign</b>		<b>\$0</b>
Notes: Informational signs along the trail do not have Braille or tactile numbering. Provide programmatic alternative.		
CBC: -		
Other: AGODA 1017.10		
<b>Regrade surface</b>		<b>\$300</b>
Notes: Running slope up to 18.7% for 10 linear feet (12.5% max. for a maximum of 10 linear feet).		
CBC: -		
Other: AGODA 1017.7.1		

Memorial Park  
21121 Stevens Creek Boulevard  
Cupertino, CA





Memorial Park  
21121 Stevens Creek Boulevard  
Cupertino, CA



## Cupertino ADA

### Memorial Park

<b>1 - 1</b>	<b>Parking Area</b>	Category: 1
<b>Install van accessible sign</b>		<b>\$375</b>
Notes: A "Van Accessible" sign is not provided. Required: A "Van Accessible" sign is posted at stalls striped and designated to be van accessible.		
CBC: 11B-502.6		
Other: ADA 208.2.4		
<b>Provide adequate striping</b>		<b>\$100</b>
Notes: Faded striping in the accessible parking space.		
CBC: 11B-502.3.3		
Other: -		
<b>Regrade accessible parking space or access aisle</b>		<b>\$1,600</b>
Notes: Slope in the parking space is 2.5%, slope in the access aisle is 3% (2% max).		
CBC: 11B-502.4		
Other: ADA 502.4		
<b>Repair surface</b>		<b>\$250</b>
Notes: There is 1/2" change in level at the joint between asphalt and concrete in the top level landing of curb ramp (1/4" max).		
CBC: 11B-302.3		
Other: ADA 302.3		
<b>1 - 2</b>	<b>Parking Area</b>	Category: 1
<b>Regrade accessible parking space or access aisle</b>		<b>\$1,600</b>
Notes: Slope of the access aisle is 2.4% (2% max).		
CBC: 11B-502.4		
Other: ADA 502.4		
<b>Provide adequate striping</b>		<b>\$100</b>
Notes: The "No Parking" striping is partially scraped off. Accessible parking space and access aisle are 17' long (18' min).		
CBC: 11B-502.2, 11B-502.3.3		
Other: ADA 502.2		
<b>4 - 1</b>	<b>Walk</b>	Category: 2
<b>Regrade surface</b>		<b>\$640</b>
Notes: Cross slope of concrete path is up to 3.2% for 16 linear feet (2.0% max).		
CBC: 11B-403.3		
Other: ADA 403.3		

## Cupertino ADA

### Memorial Park

<b>4 - 2</b>	<b>Walk</b>	Category: 2
<b>Regrade surface</b>		<b>\$1,320</b>
Notes: Cross slope of concrete path is up to 3% for 33 linear feet (2.0% max).		
CBC: 11B-403.3		
Other: ADA 403.3		
<b>4 - 3</b>	<b>Walk</b>	Category: 2
<b>Grind or patch vertical change of grade</b>		<b>\$250</b>
Notes: 3/4" gap (1/2" max) and 3/4" change in level in transition from asphalt to concrete (1/4" max, up to 1/2" with a bevel).		
CBC: 11B-303.2		
Other: ADA 303.2, ADA 303.3		
<b>4 - 4</b>	<b>Walk</b>	Category: 2
<b>Regrade surface</b>		<b>\$280</b>
Notes: Up to 6% running slope for 14 linear feet (5.0% max).		
CBC: 11B-403.3		
Other: ADA 403.3		
<b>4 - 5</b>	<b>Walk</b>	Category: 2
<b>Regrade surface</b>		<b>\$360</b>
Notes: Running slope of path is up to 17.7% for 18 linear feet (5.0% max).		
CBC: 11B-403.3		
Other: ADA 403.3		
<b>4 - 6</b>	<b>Walk</b>	Category: 2
<b>Regrade surface</b>		<b>\$3,440</b>
Notes: Cross slope of path is up to 5% for 172 linear feet (2.0% max).		
CBC: 11B-403.3		
Other: ADA 403.3		

## Cupertino ADA

### Memorial Park

<b>4 - 7</b>	<b>Walk</b>	Category: 1
<b>Provide an accessible path of travel</b>		<b>\$2,460</b>
Notes: No curb ramp or detectable warning provided where pedestrian path crosses curb.		
CBC: 11B-206.2.2		
Other: ADA 206.2.2		
<b>Regrade surface</b>		<b>\$540</b>
Notes: Running slope of path is up to 9.7% (5.0% max) and cross slope is up to 3.9% (2.0% max) for 27 linear feet.		
CBC: 11B-403.3		
Other: ADA 403.3		
<b>Grind or patch vertical change of grade</b>		<b>\$250</b>
Notes: 1" change in level at joint (1/4" max, up to 1/2" with a bevel).		
CBC: 11B-303.2		
Other: ADA 303.2, ADA 303.3		
<b>4 - 8</b>	<b>Walk</b>	Category: 1
<b>Regrade surface</b>		<b>\$640</b>
Notes: Running slope of path is up to 6.4% for 32 linear feet (5.0% max).		
CBC: 11B-403.3		
Other: ADA 403.3		
<b>4 - 9</b>	<b>Walk</b>	Category: 1
<b>Regrade surface</b>		<b>\$660</b>
Notes: Cross slope of path is up to 6.2% for 33 linear feet (2.0% max).		
CBC: 11B-403.3		
Other: ADA 403.3		
<b>4 - 10</b>	<b>Walk</b>	Category: 2
<b>Regrade surface</b>		<b>\$520</b>
Notes: Running slope of path is up to 12.6% for 26 linear feet (5.0% max).		
CBC: 11B-403.3		
Other: ADA 403.3		
<b>4 - 11</b>	<b>Walk</b>	Category: 2
<b>Regrade surface</b>		<b>\$940</b>
Notes: Running slope of path is up to 6.5% for 47 linear feet (5.0% max).		
CBC: 11B-403.3		
Other: ADA 403.3		

**Cupertino ADA**

## Memorial Park

<b>4 - 12</b>	<b>Walk</b>	Category: 2
<b>Regrade surface</b>		<b>\$1,380</b>
Notes: Cross slope of path is up to 12.6% for 69 linear feet behind ball field backstop (2.0% max).		
CBC: 11B-403.3		
Other: ADA 403.3		
<b>Reduce or eliminate opening</b>		<b>\$250</b>
Notes: Grate openings are 1" wide (1/2" max).		
CBC: 11B-302.3		
Other: ADA 302.3		
<b>4 - 13</b>	<b>Walk</b>	Category: 2
<b>Regrade surface</b>		<b>\$560</b>
Notes: Cross slope of path is up to 2.5% for 28 linear feet (2.0% max).		
CBC: 11B-403.3		
Other: ADA 403.3		
<b>4 - 14</b>	<b>Walk</b>	Category: 2
<b>Regrade surface</b>		<b>\$600</b>
Notes: Cross slope of path is up to 3.6% for 30 linear feet (2.0% max).		
CBC: 11B-403.3		
Other: ADA 403.3		
<b>4 - 15</b>	<b>Walk</b>	Category: 2
<b>Regrade surface</b>		<b>\$560</b>
Notes: Cross slope of path is up to 3% for 28 linear feet (2.0% max).		
CBC: 11B-403.3		
Other: ADA 403.3		
<b>4 - 16</b>	<b>Walk</b>	Category: 2
<b>Regrade surface</b>		<b>\$780</b>
Notes: Cross slope of path is up to 3.4% for 39 linear feet (2.0% max).		
CBC: 11B-403.3		
Other: ADA 403.3		

## Cupertino ADA

### Memorial Park

<b>4 - 17</b>	<b>Walk</b>	Category: 2
<b>Regrade surface</b>		<b>\$160</b>
Notes: Cross slope of path is up to 3.3% for 8 linear feet (2.0% max).		
CBC: 11B-403.3		
Other: ADA 403.3		
<b>Grind or patch vertical change of grade</b>		<b>\$250</b>
Notes: 1" marked change in level at joint (1/4" max, up to 1/2" with a bevel).		
CBC: 11B-303.2		
Other: ADA 303.2, ADA 303.3		
<b>4 - 18</b>	<b>Walk</b>	Category: 2
<b>Regrade surface</b>		<b>\$400</b>
Notes: Running slope of path is up to 14.9% for 20 linear feet up to the bridge (5.0% max).		
CBC: 11B-403.3		
Other: ADA 403.3		
<b>Grind or patch vertical change of grade</b>		<b>\$250</b>
Notes: 1" change in level in the transition from asphalt to dirt at the end of the bridge (1/4" max, up to 1/2" with a bevel).		
CBC: 11B-303.2		
Other: ADA 303.2, ADA 303.3		
<b>4 - 19</b>	<b>Walk</b>	Category: 1
<b>Regrade surface</b>		<b>\$940</b>
Notes: Cross slope of path is up to 4% for 47 linear feet (2.0% max).		
CBC: 11B-403.3		
Other: ADA 403.3		
<b>4 - 20</b>	<b>Walk</b>	Category: 2
<b>Regrade surface</b>		<b>\$1,100</b>
Notes: Cross slope of path is up to 2.8% for 55 linear feet (2.0% max).		
CBC: 11B-403.3		
Other: ADA 403.3		

**Cupertino ADA**

## Memorial Park

<b>4 - 21</b>	<b>Walk</b>	Category: 2
<b>Install curb, barrier, or guardrail</b>		<b>\$25</b>
Notes: No warning curb provided at abrupt drop off 10" (6" warning curb required)		
CBC: 11B-303.5		
Other: -		
<b>Repair surface</b>		<b>\$250</b>
Notes: Partially deteriorated asphalt.		
CBC: 11B-302.3		
Other: ADA 302.3		
<b>Provide an accessible path of travel</b>		<b>\$2,460</b>
Notes: No curb ramp or detectable warning provided where pedestrian path crosses curb.		
CBC: 11B-206.2.2		
Other: ADA 206.2.2		
<b>4 - 22</b>	<b>Walk</b>	Category: 2
<b>Regrade surface</b>		<b>\$1,460</b>
Notes: Cross slope of path is up to 5% for 73 linear feet (2.0% max)		
CBC: 11B-403.3		
Other: ADA 403.3		
<b>4 - 23</b>	<b>Walk</b>	Category: 2
<b>Regrade surface</b>		<b>\$4,160</b>
Notes: Cross slope of path is up to 7% for 208 linear feet (2.0% max).		
CBC: 11B-403.3		
Other: ADA 403.3		
<b>4 - 24</b>	<b>Walk</b>	Category: 2
<b>Regrade surface</b>		<b>\$1,540</b>
Notes: Cross slope of path is up to 4% for 77 linear feet (2.0% max).		
CBC: 11B-403.3		
Other: ADA 403.3		
<b>4 - 25</b>	<b>Walk</b>	Category: 2
<b>Regrade surface</b>		<b>\$580</b>
Notes: Running slope of path is up to 7.5% (5.0% max) and cross slope is up to 4% (2.0% max) for 29 linear feet.		
CBC: 11B-403.3		
Other: ADA 403.3		

## Cupertino ADA

### Memorial Park

<b>4 - 26</b>	<b>Walk</b>	Category: 2
<b>Regrade surface</b>		\$1,540
Notes: Running slope of path is up to 11% for 77 linear feet (5.0% max).		
CBC: 11B-403.3		
Other: ADA 403.3		
<b>4 - 27</b>	<b>Walk</b>	Category: 2
<b>Regrade surface</b>		\$1,320
Notes: Running slope of path is up to 5.8% for 66 linear feet (5.0% max).		
CBC: 11B-403.3		
Other: ADA 403.3		
<b>4 - 28</b>	<b>Walk</b>	Category: 2
<b>Regrade surface</b>		\$1,980
Notes: Running slope of path is up to 8.1% (5.0% max) and cross slope is up to 4.6% (2.0% max) for 99 linear feet.		
CBC: 11B-403.3		
Other: ADA 403.3		
<b>6 - 1</b>	<b>Stairway</b>	Category: 2
<b>Install a handrail</b>		\$3,250
Notes: Two sets of 13 risers with no handrails (one central handrail required for stair runs at assembly areas).		
CBC: 11B-505.2		
Other: ADA 505.2		
<b>Repair stair nosing</b>		\$125
Notes: 6 risers have 1.5" nosings (nosings must be rounded with a radius of 1/2" max).		
CBC: 11B-504.5		
Other: ADA 504.5		
<b>6 - 2</b>	<b>Stairway</b>	Category: 4
<b>Install a handrail</b>		\$750
Notes: No handrails provided at stairs from spectator seating area to court, 3 risers (handrails on both sides req).		
CBC: 11B-505.2		
Other: ADA 505.2		
<b>Install tread striping</b>		\$45
Notes: No tread striping provided (required for all treads on an exterior stairway).		
CBC: 11B-504.4.1		
Other: -		



## Cupertino ADA

### Memorial Park

<b>7 - 1</b>	<b>Hazard</b>	Category: 2
<b>Install curb, barrier, or guardrail</b>		<b>\$0</b>
Notes: No warning curb or guard provided at 26.5" drop from spectator area to court surface (6" warning curb min).		
CBC: 11B-303.5		
Other: -		
<b>8 - 1</b>	<b>Door/Gate</b>	Category: 2
<b>Provide or modify door kickplate</b>		<b>\$225</b>
Notes: A smooth and uninterrupted kick plate surface is not provided at the gate leading to the tennis court.		
CBC: 11B-404.2.10		
Other: ADA 404.2.10		
<b>Increase maneuvering space</b>		<b>\$1,000</b>
Notes: Clear floor space on push side of the gate has a combined counter slope of up to 10.9% (2% max).		
CBC: 11B-404.2.4.1		
Other: ADA 404.2.4.2		
<b>8 - 2</b>	<b>Door/Gate</b>	Category: 2
<b>Provide or modify door kickplate</b>		<b>\$225</b>
Notes: A smooth and uninterrupted kick plate surface is not provided at the gate leading to the tennis court.		
CBC: 11B-404.2.10		
Other: ADA 404.2.10		
<b>Raise or lower existing hardware</b>		<b>\$125</b>
Notes: Center of door hardware is 52" AFF (34" min to 44" max).		
CBC: 11B-404.2.7		
Other: ADA 404.2.7		
<b>Increase maneuvering space</b>		<b>\$1,000</b>
Notes: Clear floor space in the pull side of the gate has a 17.7% slope (2% max).		
CBC: 11B-404.2.4.1		
Other: ADA 404.2.4.2		
<b>Enlarge door opening</b>		<b>\$1,650</b>
Notes: The gate to the tennis court does not open to 90 degrees.		
CBC: 11B-404.2.3		
Other: ADA 404.2.3		

## Cupertino ADA

### Memorial Park

<b>8 - 3</b>	<b>Door/Gate</b>	Category: 2
<b>Adjust door closer</b>		\$125
Notes: Door opening force is 8 lbs (5 lbs max).		
CBC: 11B-404.2.9		
Other: ADA 404.2.9		
<b>8 - 4</b>	<b>Door/Gate</b>	Category: 2
<b>Adjust door closer</b>		\$125
Notes: Door opening force is 7 lbs (5 lbs max).		
CBC: 11B-404.2.9		
Other: ADA 404.2.9		
<b>10 - 1</b>	<b>Drinking Fountain</b>	Category: 3
<b>Replace fountain</b>		\$3,000
Notes: Bubbler height is 37" AFF (accessible fountain bubbler is 36" max. above floor; standing fountain bubbler 38" min to 43" max above floor). The water fountain was not operating on the day of the survey.		
CBC: 11B-602.4, 11B-602.7		
Other: ADA 602.4, ADA 602.7		
<b>Increase or provide maneuvering or clear floor area</b>		\$1,000
Notes: Clear floor space at fountain has a 1" change in level and .75" gap (30" by 48" min).		
CBC: 11B-305, 11B-306, 11B-602.2		
Other: ADA 305, ADA 305.3, ADA 305.5, ADA 306		
<b>Install an additional high or low fountain</b>		\$3,000
Notes: A higher standing person fountain and wheelchair accessible fountain is not provided.		
CBC: 11B-211.2		
Other: ADA 211.2		

## Cupertino ADA

### Memorial Park

<b>10 - 2</b>	<b>Drinking Fountain</b>	Category: 3
<b>Adjust the water stream height or direction</b>		<b>\$125</b>
Notes: The flow of the water is 3.5" high (4" high min).		
CBC: 11B-602.6		
Other: ADA 602.6		
<b>Increase or provide maneuvering or clear floor area</b>		<b>\$1,000</b>
Notes: Slope of clear space in front of the water fountain is 4% (2.0% max).		
CBC: 11B-305, 11B-306, 11B-602.2		
Other: ADA 305, ADA 305.3, ADA 305.5, ADA 306		
<b>Replace fountain</b>		<b>\$3,000</b>
Notes: Bubbler height is 37" AFF (accessible fountain bubbler is 36" max. above floor; standing fountain bubbler 38" min to 43" max above floor).		
CBC: 11B-602.4, 11B-602.7		
Other: ADA 602.4, ADA 602.7		
<b>10 - 3</b>	<b>Drinking Fountain</b>	Category: 3
<b>Replace fountain</b>		<b>\$3,000</b>
Notes: The bubbler height is 37" AFF (accessible fountain bubbler is 36" max. above floor; standing fountain bubbler 38" min to 43" max above floor).		
CBC: 11B-602.4, 11B-602.7		
Other: ADA 602.4, ADA 602.7		
<b>Increase or provide maneuvering or clear floor area</b>		<b>\$1,000</b>
Notes: Slope of clear space in front of the water fountain is 6.6% (2.0% max).		
CBC: 11B-305, 11B-306, 11B-602.2		
Other: ADA 305, ADA 305.3, ADA 305.5, ADA 306		
<b>10 - 4</b>	<b>Drinking Fountain</b>	Category: 3
<b>Provide wing walls</b>		<b>\$1,000</b>
Notes: Drinking fountain protrudes 18" from vertical support at 30" AFF (protrusion more than 4" must be mounted below 27" or above 80").		
CBC: 11B-602.8, 11B-602.9		
Other: ADA 307		
<b>Replace fountain</b>		<b>\$3,000</b>
Notes: Bubbler height is 36.5" above AFF (accessible fountain bubbler is 36" max. above floor; standing fountain bubbler 38" min to 43" max above floor).		
CBC: 11B-602.4, 11B-602.7		
Other: ADA 602.4, ADA 602.7		

## Cupertino ADA

### Memorial Park

<b>10 - 5</b>	<b>Drinking Fountain</b>	Category: 3
<b>Replace fountain</b>		<b>\$3,000</b>
Notes: Bubbler height is 37.5" AFF (accessible fountain bubbler is 36" max. above floor; standing fountain bubbler 38" min to 43" max above floor).		
CBC: 11B-602.4, 11B-602.7		
Other: ADA 602.4, ADA 602.7		
<b>Provide an accessible path of travel</b>		<b>\$40</b>
Notes: The drinking fountain is not oriented towards the path of travel.		
CBC: 11B-206.2		
Other: ADA 206.2		
<b>11 - 1</b>	<b>Telephone</b>	Category: 3
<b>Provide TTY shelf and outlet</b>		<b>\$1,800</b>
Notes: TTY is not provided on the public phone.		
CBC: 11B-704.5		
Other: ADA 704.5		
<b>Provide clear floor space</b>		<b>\$1,000</b>
Notes: Clear floor space of the public phone has a slope of 4.3% (2% max).		
CBC: 11B-704.2.1		
Other: ADA 305.3, ADA 704.2.1		
<b>Reposition phone equipment</b>		<b>\$500</b>
Notes: Coin slot is 50" AFF (48" max).		
CBC: 11B-308.3		
Other: ADA 308.3, ADA 308.3.1, ADA 308.3.2		

## Cupertino ADA

### Memorial Park

<b>19 - 1 Multiple User Restroom</b>	Category: 2
<b>Install restroom sign</b>	\$500
Notes: No state or federal required signs provided.	
CBC: 11B-216.8, 11B-703.7.2.6	
Other: ADA 703	
<b>Provide or replace compartment door hardware</b>	\$175
Notes: Compartment door does not have handle on inside the door and is not self-closing (Compartment door must have U-shaped handles both inside and outside of the door and be self-closing).	
CBC: 11B-604.8.1.2	
Other: ADA 604.8.1.2	
<b>Reposition clothing hooks</b>	\$125
Notes: Height of coat hook is 67.5" (48" max).	
CBC: 11B-603.4	
Other: ADA 308	
<b>Modify stall partitions</b>	\$500
Notes: The water closet compartment is 40.5" wide (60" min).	
CBC: 11B-604.8.1.1	
Other: ADA 604.3.1	
<b>Reposition toilet flush controls</b>	\$750
Notes: Urinal flush controls are 45" AFF (44" max). Flush control is centered on the back of the water closet (flush control located on the open side of the fixture).	
CBC: 11B-604.6, 11B-605.4	
Other: ADA 604.6	
<b>Replace or reposition dispenser</b>	\$125
Notes: Centerline of the toilet paper is located 15" in front of the water closer (7" min to 9" max).	
CBC: 11B-604.7	
Other: ADA 604.7	
<b>Replace or modify grab bars</b>	\$300
Notes: Side grab bar extends 53" from the rear wall (54" min).	
CBC: 11B-604.5.1	
Other: ADA 604.5.1	
<b>Provide an accessible lavatory</b>	\$3,000
Notes: Centerline of the lavatory is 14" from side wall (18" min).	
CBC: 11B-606.6	
Other: -	

## Cupertino ADA

### Memorial Park

<b>19 - 1</b>	<b>Multiple User Restroom</b>	Category: 2
<b>Provide an accessible path of travel</b>		<b>\$0</b>
Notes: Entrance to the restroom is 35" wide (36" min).		
CBC: 11B-206.2		
Other: ADA 206.2		

## Cupertino ADA

### Memorial Park

19 - 2 Multiple User Restroom		Category: 2
<b>Install restroom sign</b>		\$500
Notes: No state or federal required signs provided.		
CBC: 11B-216.8, 11B-703.7.2.6		
Other: ADA 703		
<b>Provide or replace compartment door hardware</b>		\$175
Notes: Compartment door does not have handle on outside of the door and is not self-closing (compartment door must have U-shaped handles both inside and outside of the door and be self-closing).		
CBC: 11B-604.8.1.2		
Other: ADA 604.8.1.2		
<b>Modify stall partitions</b>		\$500
Notes: The water closet compartment is side opening and is 37.5" wide (60" min).		
CBC: 11B-604.8.1.1		
Other: ADA 604.3.1		
<b>Replace or reposition dispenser</b>		\$125
Notes: The toilet paper is located behind the water closet (centerline of toilet paper 7" min to 9" max in front of the water closet). Toilet seat cover dispenser is located 46" AFF(40" max).		
CBC: 11B-603.5, 11B-604.7		
Other: ADA 604.7		
<b>Replace or modify grab bars</b>		\$600
Notes: Side grab bar extends 52" from the rear wall (54" min). Rear grab bar is not provided. The toilet paper and toilet seat covers are located 6" above the grab bar (12" min clear space above grab bar).		
CBC: 11B-604.5.1, 11B-604.5.2, 11B-609.3		
Other: ADA 604.5.1, ADA 604.5.2, ADA 609.3		
<b>Provide an accessible lavatory</b>		\$3,000
Notes: Center line of the lavatory is 16" from side wall (18" min).		
CBC: 11B-606.6		
Other: -		
<b>Reposition clothing hooks</b>		\$125
Notes: Height of coat hook is 48.5" (48" max).		
CBC: 11B-603.4		
Other: ADA 308		

## Cupertino ADA

### Memorial Park

19 - 2 Multiple User Restroom		Category: 2
<b>Replace or reposition fixtures</b>		\$1,250
Notes: Centerline of the water closet is 19.5" from side wall. (17"min to 18" max).		
CBC: 11B-604.2		
Other: ADA 604.2		
<b>Replace urinal</b>		\$3,000
Notes: Height of the urinal rim is 23" AFF (17" max).		
CBC: 11B-605.2		
Other: ADA 605.2		
<b>Reposition toilet flush controls</b>		\$750
Notes: Urinal flush controls is 49" AFF (48" max). Flush control is centered on the back of the water closet (flush control on the open side of the fixture).		
CBC: 11B-604.6, 11B-605.4		
Other: ADA 604.6		
<b>Provide an accessible path of travel</b>		\$0
Notes: Entrance to the restroom is 35.5" wide (36" min).		
CBC: 11B-206.2		
Other: ADA 206.2		



**Cupertino ADA**

## Memorial Park

19 - 3 Multiple User Restroom		Category: 2
<b>Provide or replace compartment door hardware</b>		<b>\$175</b>
Notes: Water closet compartment is not self-closing.		
CBC: 11B-604.8.1.2		
Other: ADA 604.8.1.2		
<b>Modify stall partitions</b>		<b>\$500</b>
Notes: Water closet compartment is 59.75" wide (60" min).		
CBC: 11B-604.8.1.1		
Other: ADA 604.3.1		
<b>Reposition toilet flush controls</b>		<b>\$750</b>
Notes: Flush control is centered behind the water closet (flush control on the open side of the fixture).		
CBC: 11B-604.6		
Other: ADA 604.6		
<b>Replace or reposition dispenser</b>		<b>\$125</b>
Notes: Centerline of the toilet paper is located 11" in front of the water closet (7" min to 9" max). Seat cover dispenser is located at 40.5" AFF (40" max).		
CBC: 11B-603.5, 11B-604.7		
Other: ADA 604.7		
<b>Replace or modify grab bars</b>		<b>\$300</b>
Notes: Side grab bar extends 53.75" from the rear wall (54" min).		
CBC: 11B-604.5.1		
Other: ADA 604.5.1		
<b>Replace or reposition fixtures</b>		<b>\$1,250</b>
Notes: Centerline of water closet is 18.5" from side wall (17" min to 18" max).		
CBC: 11B-604.2		
Other: ADA 604.2		

## Cupertino ADA

### Memorial Park

<b>19 - 4</b>	<b>Multiple User Restroom</b>	Category: 2
<b>Provide or replace compartment door hardware</b>		<b>\$175</b>
Notes: Water closet compartment door is not self-closing (compartment door must be self-closing).		
CBC: 11B-604.8.1.2		
Other: ADA 604.8.1.2		
<b>Reposition toilet flush controls</b>		<b>\$750</b>
Notes: Flush control is centered behind the water closet (control located on the open side of the fixture).		
CBC: 11B-604.6		
Other: ADA 604.6		
<b>Modify lavatory or counter clearances</b>		<b>\$1,500</b>
Notes: Height of the lavatory rim is 34 5/8" AFF (34" max).		
CBC: 11B-606.3		
Other: ADA 606.3		
<b>Replace or reposition dispenser</b>		<b>\$250</b>
Notes: Toilet seat cover dispenser is located behind to water closet, no clear floor space provided (30"x48").The centerline of the toilet paper is located 12" in front the water closet (7" min to 9" max). The height of the soap dispenser is 44" AFF (40" max).		
CBC: 11B-603.5		
Other: -		
<b>Replace or reposition fixtures</b>		<b>\$1,250</b>
Notes: Centerline of water closet is 18.5" from side wall (17" min to 18" max).		
CBC: 11B-604.2		
Other: ADA 604.2		
<b>27 - 1</b>	<b>Assembly Area</b>	Category: 2
<b>Provide accessible seating</b>		<b>\$0</b>
Notes: Accessible seating is not integrated into the seating plan.		
CBC: 11B-221.2.2		
Other: ADA 221.2.2		

## Cupertino ADA

### Memorial Park

<b>29 - 1</b>	<b>Game and Sports Area</b>	Category: 2
<b>Reposition controls and outlets</b>		\$200
Notes: Light switch at the tennis court is located 66" AFF (15" min to 48" max).		
CBC: 11B-308.2		
Other: ADA 308.2, ADA 308.2.1		
<b>Provide an accessible path of travel</b>		\$0
Notes: The route to the seating area has a marked 1/2" change in level, and 3/4" gap at concrete joints (1/4" max vertical change and 1/2" max opening). There is a 7.6% slope at the first 5 linear feet of the route to the seating area (5.0% max).		
CBC: 11B-206.2.2		
Other: ADA 206.2.2		
<b>Provide wheelchair seating</b>		\$0
Notes: There are no accessible seats in the spectator seating area.		
CBC: 11B-221.2.1.1		
Other: ADA 221.2.1.1		
<b>29 - 2</b>	<b>Game and Sports Area</b>	Category: 2
<b>Modify wheelchair seating</b>		\$0
Notes: There is no integrated accessible seating area in the bleachers.		
CBC: 11B-221.2.2		
Other: ADA 221.2.2		
<b>Enlarge door opening</b>		\$300
Notes: Clear width of the door opening to the dugout area is 23.5" at two entrances (32" min).		
CBC: 11B-404.2.3		
Other: ADA 404.2.3		
<b>Provide an accessible path of travel</b>		\$0
Notes: An accessible route to spectator seating is not provided due to 10 risers. Risers are not striped and do not have a handrail.		
CBC: 11B-206.2.2		
Other: ADA 206.2.2		

## Cupertino ADA

### Memorial Park

<b>32 - 1</b>	<b>Picnic Area</b>	Category: 2
<b>Provide an accessible path of travel</b>		<b>\$400</b>
Notes: An accessible route to 9 picnic tables is not provided. There is a 2" change in level from concrete path to sand surface (1/4" max, up to 1/2" with a bevel).		
CBC: 11B-403		
Other: AGODA F245.4		
<b>Provide an accessible table</b>		<b>\$0</b>
Notes: Toe clearance at 9" above the ground extends 10.5" under the table (17" min).		
CBC: 11B-306.2		
Other: -		
<b>Provide an accessible picnic unit</b>		<b>\$6,400</b>
Notes: An accessible table is not provided in a picnic area with 9 tables. (2 required).		
CBC: 11B-246.5		
Other: -		
<b>Replace or reposition picnic grill</b>		<b>\$750</b>
Notes: No accessible grill provided. The grill operating mechanism is 37" AFF (15" min to 34" max). Prep counter is 35" AFF (34" max).		
CBC: -		
Other: AGODA 1011.5.2		
<b>32 - 2</b>	<b>Picnic Area</b>	Category: 2
<b>Provide an accessible picnic unit</b>		<b>\$6,400</b>
Notes: An accessible table is not provided in a picnic area with 2 tables. (2 required).		
CBC: 11B-246.5		
Other: -		
<b>Replace or reposition picnic grill</b>		<b>\$750</b>
Notes: Grill operating mechanism is located 35" AFF (15" min to 34" max).		
CBC: -		
Other: AGODA 1011.5.2		

## Cupertino ADA

### Memorial Park

<b>32 - 3</b>	<b>Picnic Area</b>	Category: 2
<b>Provide an accessible path of travel</b>		<b>\$400</b>
Notes: Accessible route to picnic area is not provided. 2" change in level from concrete route to the picnic area (1/4" max, up to 1/2" with a bevel).		
CBC: 11B-403		
Other: AGODA F245.4		
<b>Increase or provide clear floor area</b>		<b>\$700</b>
Notes: There is a 1" change in level from the clear floor space beside the picnic table to surface.		
CBC: -		
Other: AGODA 1011.2.1		
<b>32 - 4</b>	<b>Picnic Area</b>	Category: 2
<b>Provide an accessible path of travel</b>		<b>\$400</b>
Notes: Accessible route to the picnic area is not provided. There is a 2" change in level from concrete route to the picnic area (1/4" max, up to 1/2" with a bevel).		
CBC: 11B-403		
Other: AGODA F245.4		
<b>Increase or provide clear floor area</b>		<b>\$700</b>
Notes: 1" change in level from the clear floor space beside the picnic table and the surface (36" min clear floor space around the usable portions of the table).		
CBC: -		
Other: AGODA 1011.2.1		
<b>Regrade surface</b>		<b>\$1,200</b>
Notes: Slope of the clear floor space around the picnic table is 12.1% (2.0% max). Slope at the clear floor space at the grill is 7.8% (2% max).		
CBC: 11B-305		
Other: AGODA 1011.2.3		
<b>32 - 5</b>	<b>Picnic Area</b>	Category: 2
<b>Provide an accessible path of travel</b>		<b>\$40</b>
Notes: Accessible route to the picnic area is not provided. There is a 6" change in level from asphalt route to the picnic area (1/4" max, up to 1/2" with a bevel).		
CBC: 11B-403		
Other: AGODA F245.4		
<b>Increase or provide clear floor area</b>		<b>\$700</b>
Notes: 3" change in level from the clear floor space adjacent to the picnic table and pad (36" min clear floor space around the usable portions of the table).		
CBC: -		
Other: AGODA 1011.2.1		

## Cupertino ADA

### Memorial Park

<b>33 - 1</b>	<b>Outdoor Constructed Features</b>	Category: 2
<b>Provide an accessible path of travel</b>		<b>\$1,000</b>
Notes: An accessible route to the fixed bench is not provided. Route is 50 linear feet over natural surface.		
CBC: -		
Other: AGODA 1011.2.1		
<b>Increase or provide clear floor area</b>		<b>\$700</b>
Notes: A clear floor space is not provided adjacent to the bench (36" by 48" min).		
CBC: -		
Other: AGODA 1011.2.1		
<b>33 - 2</b>	<b>Outdoor Constructed Features</b>	Category: 3
<b>Provide an accessible path of travel</b>		<b>\$120</b>
Notes: An accessible route to the fixed trash/recycling container is not provided. Route is 65" to container.		
CBC: -		
Other: AGODA 1011.2.1		
<b>33 - 3</b>	<b>Outdoor Constructed Features</b>	Category: 2
<b>Provide an accessible path of travel</b>		<b>\$420</b>
Notes: Path of travel to monument is not provided. Route is 21 linear feet over grass.		
CBC: -		
Other: AGODA 1011.2.1		
<b>33 - 4</b>	<b>Outdoor Constructed Features</b>	Category: 2
<b>Provide an accessible path of travel</b>		<b>\$0</b>
Notes: An accessible route to the pergola is not provided, there are 2 sets of 3 risers with .75" nosings on each side of the pergola. No handrails provided.		
CBC: -		
Other: AGODA 1011.2.1		
<b>35 - 1</b>	<b>Other</b>	Category: 3
<b>Reposition controls</b>		<b>\$200</b>
Notes: Mutt Mitt is 30" off the path of travel at 35" AFF (46" max above the ground when located between 10" to 24" off path of travel).		
CBC: 11B-308.3		
Other: ADA 308.3, ADA 308.3.1, ADA 308.3.2		

## Cupertino ADA

### Memorial Park

<b>35 - 2</b>	<b>Other</b>	Category: 3
<b>Reposition controls</b>		\$200
Notes: Mutt Mitt is 14.5" off the path of travel at 50" AFF (46" max when between 10" to 24" off path of travel).		
CBC: 11B-308.3		
Other: ADA 308.3, ADA 308.3.1, ADA 308.3.2		
<b>35 - 3</b>	<b>Other</b>	Category: 3
<b>Reposition controls</b>		\$200
Notes: Mutt Mitt is located 61" AFF (15" min to 48" max).		
CBC: 11B-308.3		
Other: ADA 308.3, ADA 308.3.1, ADA 308.3.2		
<b>35 - 4</b>	<b>Other</b>	Category: 3
<b>Reposition controls</b>		\$200
Notes: Mutt Mitt is 20" off the path of travel at 38.5" AFF (46" max when between 10" to 24" off path of travel).		
CBC: 11B-308.3		
Other: ADA 308.3, ADA 308.3.1, ADA 308.3.2		
<b>Provide an accessible path of travel</b>		\$0
Notes: 2" change in level between asphalt and natural surface (.25" max; .5" max with bevel).		
CBC: 11B-206.2		
Other: ADA 206.2		
<b>35 - 5</b>	<b>Other</b>	Category: 3
<b>Reposition controls</b>		\$200
Notes: Mutt Mitt is 33" off the path of travel at 50" AFF (46" max when between 10" to 24" off path of travel).		
CBC: 11B-308.3		
Other: ADA 308.3, ADA 308.3.1, ADA 308.3.2		
<b>43 - 1</b>	<b>Play Equipment Area</b>	Category: 2
<b>Regrade or replace ramp</b>		\$2,460
Notes: Broken concrete at ramp leading to the play area.		
CBC: 11B-1008.2.5.1		
Other: ADA 1008.2.5.1		
<b>Provide play components</b>		\$5,000
Notes: There are five elevated play components and one ground component (2 components min of different types).		
CBC: 11B-240.2.1.2		
Other: ADA 240.2.1.2		

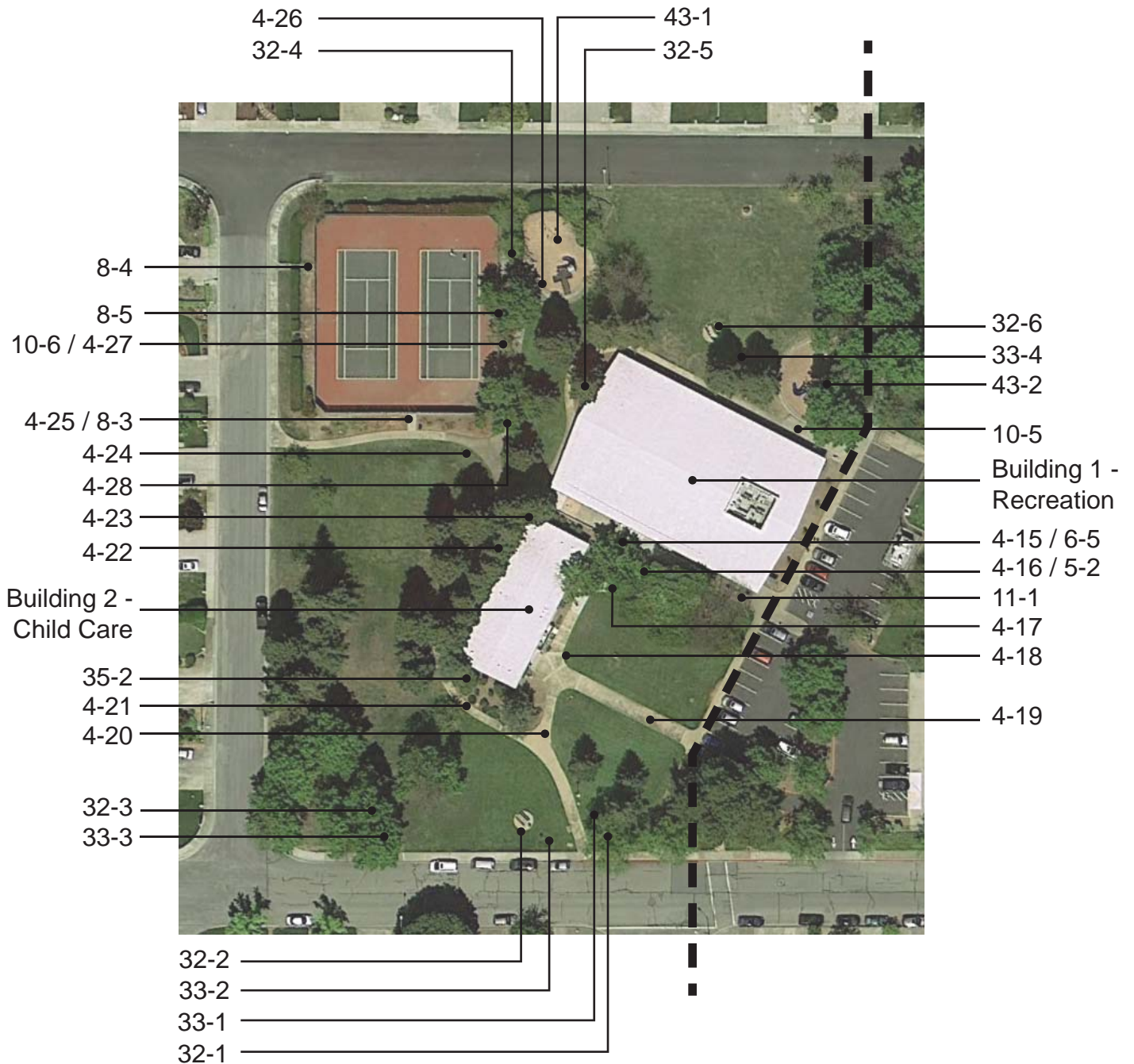
## Cupertino ADA

### Memorial Park

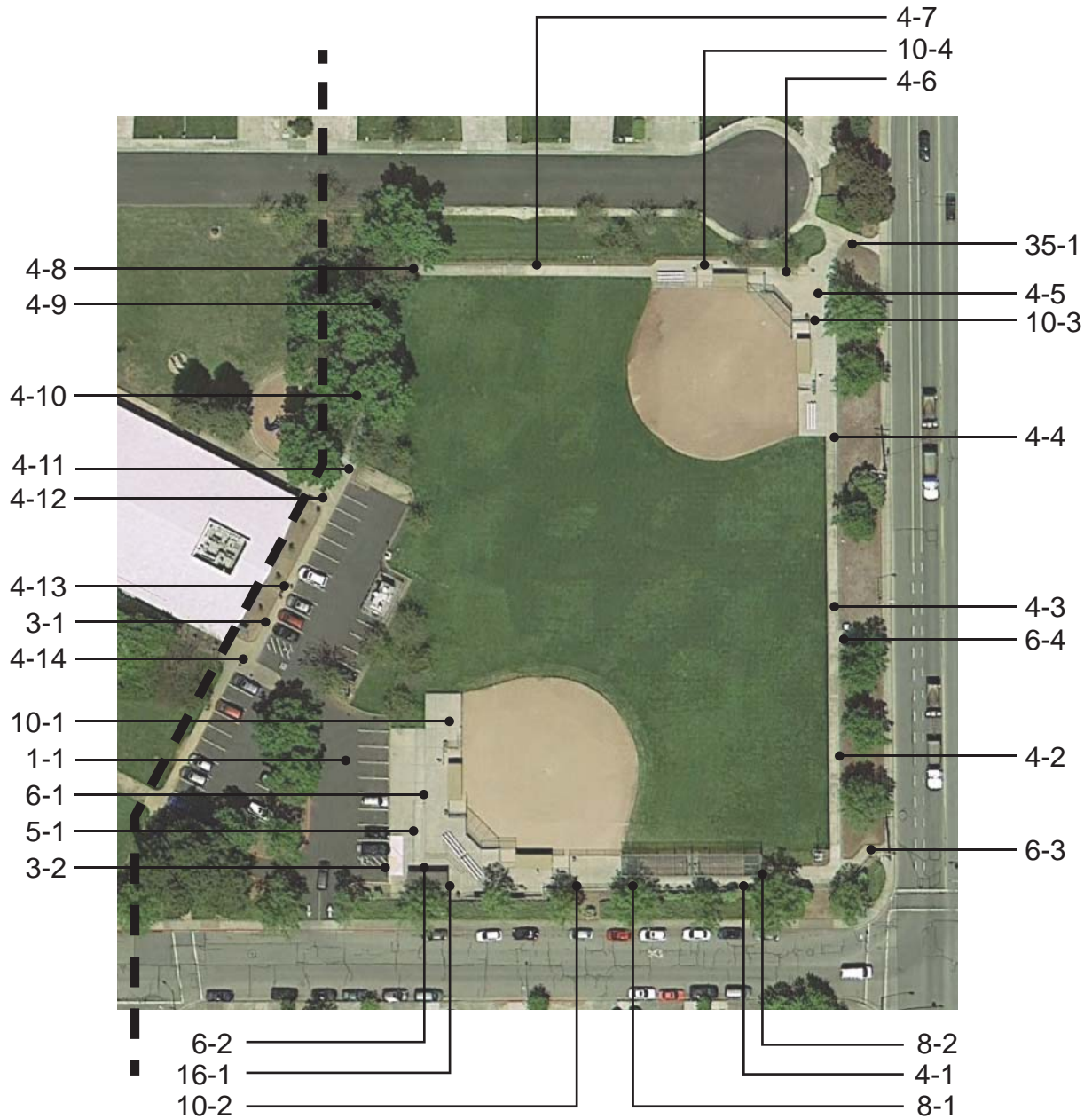
<b>43 - 2</b>	<b>Play Equipment Area</b>	Category: 2
<b>Provide an accessible path of travel</b>		<b>\$240</b>
Notes: An accessible route to the play equipment area is not provided. There is a 2" change in level to play surface and 4.5" change is level to the bridge (1/4" max, up to 1/2" with a bevel).		
CBC: 11B-206.2.17		
Other: ADA 206.2.17		
<b>43 - 3</b>	<b>Play Equipment Area</b>	Category: 2
<b>Provide an accessible path of travel</b>		<b>\$240</b>
Notes: An accessible route to the swings area is not provided. There is a 2" change in level to play surface in swing area (1/4" max, up to 1/2" with a bevel).		
CBC: 11B-206.2.17		
Other: ADA 206.2.17		



Monta Vista Park  
22601 Voss Avenue  
Cupertino, CA



Monta Vista Park  
22601 Voss Avenue  
Cupertino, CA



**Cupertino ADA**  
Monta Vista Park

<b>1 - 1</b>	<b>Parking Area</b>	<b>Category: 1</b>
<b>Regrade accessible parking space or access aisle</b>		<b>\$3,200</b>
Notes: Parking space and access aisle near ball field have a slope of up to 3%. Parking space and access aisle near community center have a slope of up to 3% (2% max).		
CBC: 11B-502.4		
Other: ADA 502.4		
<b>Provide or modify accessible spaces</b>		<b>\$0</b>
Notes: Accessible van parking is not provided.		
CBC: 1011, 11B-208.2		
Other: ADA 208.2.4		
<b>Install reserved parking sign</b>		<b>\$375</b>
Notes: No tow-away warning sign provided at street entry or at accessible parking space.		
CBC: 11B-502.8		
Other: -		
<b>Install van accessible sign</b>		<b>\$375</b>
Notes: A "Van Accessible" sign is not provided. Required: A "Van Accessible" sign is posted at stalls striped and designated to be van accessible.		
CBC: 11B-502.6		
Other: ADA 208.2.4		
<b>3 - 1</b>	<b>Curb Ramp</b>	<b>Category: 1</b>
<b>Provide detectable warnings</b>		<b>\$0</b>
Notes: Detectable warnings not provided.		
CBC: 11B-247.1.2, 11B-406.5.12		
Other: -		
<b>Provide surface texture</b>		<b>\$0</b>
Notes: No grooved border provided.		
CBC: 11B-406.5.11		
Other: -		
<b>Provide a level landing</b>		<b>\$90</b>
Notes: Landing at the top of the curb ramp has a slope of 2.9% (2% max).		
CBC: 11B-406.5.3		
Other: ADA 406.4, ADA 406.7		
<b>Install, replace or modify curb ramp</b>		<b>\$2,460</b>
Notes: Slopes of flared sides are 14% and 16.5% (10.0% max).		
CBC: 11B-406.2.2		
Other: ADA 406.3		

**Cupertino ADA**  
Monta Vista Park

<b>3 - 2</b>	<b>Curb Ramp</b>	Category: 1
<b>Provide a level landing</b>		<b>\$90</b>
Notes: Top landing at blended transition has a slope of 2.5% (2% max).		
CBC: 11B-406.5.3		
Other: ADA 406.4, ADA 406.7		
<b>4 - 1</b>	<b>Walk</b>	Category: 2
<b>Regrade surface</b>		<b>\$4,760</b>
Notes: Cross slope of concrete path is up to 3.8% for 119 linear feet (2.0% max).		
CBC: 11B-403.3		
Other: ADA 403.3		
<b>4 - 2</b>	<b>Walk</b>	Category: 2
<b>Regrade surface</b>		<b>\$4,320</b>
Notes: Cross slope of concrete path is up to 2.9% for 108 linear feet (2.0% max).		
CBC: 11B-403.3		
Other: ADA 403.3		
<b>4 - 3</b>	<b>Walk</b>	Category: 2
<b>Regrade surface</b>		<b>\$480</b>
Notes: Cross slope of concrete path is up to 2.8% for 12 linear feet (2.0% max).		
CBC: 11B-403.3		
Other: ADA 403.3		
<b>4 - 4</b>	<b>Walk</b>	Category: 2
<b>Grind or patch vertical change of grade</b>		<b>\$250</b>
Notes: 5/8" change in level at concrete joint (1/4" max, up to 1/2" with a bevel).		
CBC: 11B-303.2		
Other: ADA 303.2, ADA 303.3		
<b>4 - 5</b>	<b>Walk</b>	Category: 1
<b>Regrade surface</b>		<b>\$2,520</b>
Notes: Cross slope of concrete path is up to 3.3% for 63 linear feet (2.0% max).		
CBC: 11B-403.3		
Other: ADA 403.3		
<b>Repair surface</b>		<b>\$250</b>
Notes: .75 inch wide gap at expansion joint (.5 inch max).		
CBC: 11B-302.3		
Other: ADA 302.3		

**Cupertino ADA**  
Monta Vista Park

<b>4 - 6</b>	<b>Walk</b>	Category: 1
<b>Regrade surface</b>		<b>\$1,400</b>
Notes: Cross slope of concrete path is up to 2.4% for 35 linear feet (2.0% max).		
CBC: 11B-403.3		
Other: ADA 403.3		
<b>4 - 7</b>	<b>Walk</b>	Category: 2
<b>Regrade surface</b>		<b>\$6,280</b>
Notes: Cross slope of concrete path is up to 4% for 157 linear feet and up to 5% in the last 10 linear feet (2.0% max).		
CBC: 11B-403.3		
Other: ADA 403.3		
<b>4 - 8</b>	<b>Walk</b>	Category: 2
<b>Grind or patch vertical change of grade</b>		<b>\$250</b>
Notes: 1" change in level at concrete joint (1/4" max, up to 1/2" with a bevel).		
CBC: 11B-303.2		
Other: ADA 303.2, ADA 303.3		
<b>4 - 9</b>	<b>Walk</b>	Category: 1
<b>Regrade surface</b>		<b>\$3,600</b>
Notes: Cross slope of concrete path is up to 2.4% for 90 linear feet (2.0% max).		
CBC: 11B-403.3		
Other: ADA 403.3		
<b>4 - 10</b>	<b>Walk</b>	Category: 2
<b>Regrade surface</b>		<b>\$3,840</b>
Notes: Running slope of concrete path is up to 7% for 96 linear feet (5.0% max).		
CBC: 11B-403.3		
Other: ADA 403.3		
<b>4 - 11</b>	<b>Walk</b>	Category: 2
<b>Regrade surface</b>		<b>\$1,200</b>
Notes: Cross slope of concrete path is up to 4% for 30 linear feet (2.0% max).		
CBC: 11B-403.3		
Other: ADA 403.3		

**Cupertino ADA**  
Monta Vista Park

<b>4 - 12</b>	<b>Walk</b>	Category: 2
<b>Regrade surface</b>		<b>\$3,680</b>
Notes: Cross slope of concrete path is up to 7% for 368 square feet (2.0% max).		
CBC: 11B-403.3		
Other: ADA 403.3		
<b>Grind or patch vertical change of grade</b>		<b>\$250</b>
Notes: 3/4" wide and 1" deep change in level at cracked pavement (1/4" max, up to 1/2" with a bevel).		
CBC: 11B-303.2		
Other: ADA 303.2, ADA 303.3		
<b>4 - 13</b>	<b>Walk</b>	Category: 2
<b>Regrade surface</b>		<b>\$2,720</b>
Notes: Cross slope of concrete path is up to 2.4% for 68 linear feet (2.0% max).		
CBC: 11B-403.3		
Other: ADA 403.3		
<b>Widen walk</b>		<b>\$900</b>
Notes: No wheel stops are provided a the parking spaces, 9 spaces. Width of walk is reduced to 42" when a car is parked (48" min).		
CBC: 11B-403.5.1.3		
Other: ADA 403.5.1		
<b>4 - 14</b>	<b>Walk</b>	Category: 1
<b>Regrade surface</b>		<b>\$4,640</b>
Notes: Running slope of concrete path is up to 12% (5.0% max) and cross slope is up to 3% (2.0% max) for 464 square feet.		
CBC: 11B-403.3		
Other: ADA 403.3		
<b>4 - 15</b>	<b>Walk</b>	Category: 1
<b>Regrade surface</b>		<b>\$6,400</b>
Notes: Cross slope of concrete path is between 2.1% to 5.2% for 640 square feet (2.0% max).		
CBC: 11B-403.3		
Other: ADA 403.3		
<b>4 - 16</b>	<b>Walk</b>	Category: 1
<b>Regrade surface</b>		<b>\$480</b>
Notes: Cross slope of concrete path is up to 2.8% for 12 linear feet (2.0% max).		
CBC: 11B-403.3		
Other: ADA 403.3		

**Cupertino ADA**  
Monta Vista Park

<b>4 - 17</b>	<b>Walk</b>	Category: 2
<b>Regrade surface</b>		<b>\$800</b>
Notes: Running slope of concrete path is between 5.3% to 8% for 20 linear feet (5.0% max).		
CBC: 11B-403.3		
Other: ADA 403.3		
<b>4 - 18</b>	<b>Walk</b>	Category: 2
<b>Regrade surface</b>		<b>\$600</b>
Notes: Cross slope of concrete path is between 4.2% to 6% for 15 linear feet (2.0% max).		
CBC: 11B-403.3		
Other: ADA 403.3		
<b>4 - 19</b>	<b>Walk</b>	Category: 1
<b>Regrade surface</b>		<b>\$1,600</b>
Notes: Cross slope of concrete path is up to 4.2% for 40 linear feet (2.0% max).		
CBC: 11B-403.3		
Other: ADA 403.3		
<b>4 - 20</b>	<b>Walk</b>	Category: 1
<b>Regrade surface</b>		<b>\$880</b>
Notes: Running slope of concrete path is up to 7.5% for 22 linear feet (5.0% max).		
CBC: 11B-403.3		
Other: ADA 403.3		
<b>4 - 21</b>	<b>Walk</b>	Category: 2
<b>Regrade surface</b>		<b>\$480</b>
Notes: Cross slope of concrete path is up to 4% for 12 linear feet (2.0% max).		
CBC: 11B-403.3		
Other: ADA 403.3		
<b>Grind or patch vertical change of grade</b>		<b>\$250</b>
Notes: 3/4" change in level at concrete joint across walk (1/4" max, up to 1/2" with a bevel).		
CBC: 11B-303.2		
Other: ADA 303.2, ADA 303.3		
<b>4 - 22</b>	<b>Walk</b>	Category: 2
<b>Regrade surface</b>		<b>\$3,480</b>
Notes: Cross slope of concrete path is up to 4.2% for 87 linear feet (2.0% max).		
CBC: 11B-403.3		
Other: ADA 403.3		

**Cupertino ADA**  
Monta Vista Park

<b>4 - 23</b>	<b>Walk</b>	Category: 2
<b>Regrade surface</b>		<b>\$480</b>
Notes: Running slope of concrete path is up to 7.6% for 12 linear feet (5.0% max).		
CBC: 11B-403.3		
Other: ADA 403.3		
<b>Grind or patch vertical change of grade</b>		<b>\$250</b>
Notes: 1" change in level at concrete joint across walk (1/4" max, up to 1/2" with a bevel).		
CBC: 11B-303.2		
Other: ADA 303.2, ADA 303.3		
<b>4 - 24</b>	<b>Walk</b>	Category: 1
<b>Regrade surface</b>		<b>\$3,920</b>
Notes: Cross slope of concrete path is up to 4.6% for 98 linear feet (2.0% max).		
CBC: 11B-403.3		
Other: ADA 403.3		
<b>4 - 25</b>	<b>Walk</b>	Category: 2
<b>Regrade surface</b>		<b>\$400</b>
Notes: Running slope of concrete path is up to 11.5% for 10 linear feet (2.0% max).		
CBC: 11B-403.3		
Other: ADA 403.3		
<b>4 - 26</b>	<b>Walk</b>	Category: 2
<b>Grind or patch vertical change of grade</b>		<b>\$250</b>
Notes: 2.25" change in level at concrete joint (1/4" max, up to 1/2" with a bevel).		
CBC: 11B-303.2		
Other: ADA 303.2, ADA 303.3		
<b>4 - 27</b>	<b>Walk</b>	Category: 2
<b>Regrade surface</b>		<b>\$1,360</b>
Notes: Cross slope of concrete path is up to 4.8% for 34 linear feet (2.0% max).		
CBC: 11B-403.3		
Other: ADA 403.3		
<b>Grind or patch vertical change of grade</b>		<b>\$250</b>
Notes: 3/4" change in level at concrete joint (1/4" max, up to 1/2" with a bevel).		
CBC: 11B-303.2		
Other: ADA 303.2, ADA 303.3		



**Cupertino ADA**  
Monta Vista Park

<b>4 - 28</b>	<b>Walk</b>	Category: 2
<b>Regrade surface</b>		<b>\$1,400</b>
Notes: Cross slope of concrete path is up to 7% for 35 linear feet (2.0% max).		
CBC: 11B-403.3		
Other: ADA 403.3		
<b>Grind or patch vertical change of grade</b>		<b>\$250</b>
Notes: 1" change in level at concrete joint across walk (1/4" max, up to 1/2" with a bevel).		
CBC: 11B-303.2		
Other: ADA 303.2, ADA 303.3		
<b>5 - 1</b>	<b>Ramp</b>	Category: 1
<b>Install a handrail</b>		<b>\$3,750</b>
Notes: Handrails are not provided on one side of the ramp for 30 linear feet (handrails with continuous gripping surfaces are provided on both sides of ramp).		
CBC: 11B-505.2		
Other: ADA 405.8		
<b>Raise or lower existing handrail</b>		<b>\$500</b>
Notes: Handrail top surface is mounted 41.5" to 47.5" above the ramp surface (34" min to 38" max).		
CBC: 11B-505.4		
Other: ADA 505.4		
<b>5 - 2</b>	<b>Ramp</b>	Category: 2
<b>Install a handrail</b>		<b>\$2,500</b>
Notes: Handrails are not provided on either side of the ramp (handrails with continuous gripping surfaces are provided on both sides of ramp).		
CBC: 11B-505.2		
Other: ADA 405.8		
<b>6 - 1</b>	<b>Stairway</b>	Category: 1
<b>Install a handrail</b>		<b>\$750</b>
Notes: Handrails are not provided on either side of a single step (handrails on both sides req).		
CBC: 11B-505.2		
Other: ADA 505.2		

**Cupertino ADA**  
Monta Vista Park

<b>6 - 2</b>	<b>Stairway</b>	Category: 2
<b>Install a handrail</b>		\$1,250
Notes: Handrails are not provided on either side of the stairway (handrails on both sides req).		
CBC: 11B-505.2		
Other: ADA 505.2		
<b>Install tread striping</b>		\$45
Notes: No tread striping provided on three risers.		
CBC: 11B-504.4.1		
Other: -		
<b>Replace stairs</b>		\$300
Notes: There is a 3/4" gap at the top riser (solid risers).		
CBC: 11B-504.3		
Other: ADA 504.3		
<b>6 - 3</b>	<b>Stairway</b>	Category: 1
<b>Install a handrail</b>		\$1,250
Notes: Handrails are not provided on either side of the stairway (handrails on both sides req).		
CBC: 11B-505.2		
Other: ADA 505.2		
<b>Install tread striping</b>		\$45
Notes: No tread striping provided on 3 risers.		
CBC: 11B-504.4.1		
Other: -		
<b>6 - 4</b>	<b>Stairway</b>	Category: 1
<b>Install a handrail</b>		\$1,250
Notes: Handrails are not provided on either side of the stairway (handrails on both sides req).		
CBC: 11B-505.2		
Other: ADA 505.2		
<b>Install tread striping</b>		\$45
Notes: No tread striping provided on 3 risers.		
CBC: 11B-504.4.1		
Other: -		

**Cupertino ADA**  
Monta Vista Park

<b>6 - 5</b>	<b>Stairway</b>	Category: 2
<b>Install a handrail</b>		<b>\$1,250</b>
Notes: Handrails are not provided on either side of the stairway (handrails on both sides req).		
CBC: 11B-505.2		
Other: ADA 505.2		
<b>Install tread striping</b>		<b>\$45</b>
Notes: No tread striping provided.		
CBC: 11B-504.4.1		
Other: -		
<b>Replace stairs</b>		<b>\$300</b>
Notes: Tread height ranges from 6" on three risers and 5" on one riser (uniform heights req). Slope of the treads is 12% (2.0% max).		
CBC: 11B-504.2		
Other: ADA 504.2		
<b>8 - 1</b>	<b>Door/Gate</b>	Category: 2
<b>Provide or modify door kickplate</b>		<b>\$225</b>
Notes: A smooth and uninterrupted kick plate surface is not provided.		
CBC: 11B-404.2.10		
Other: ADA 404.2.10		
<b>Raise or lower existing hardware</b>		<b>\$125</b>
Notes: Center of door hardware is 50" AFF (34" min to 44" max).		
CBC: 11B-404.2.7		
Other: ADA 404.2.7		
<b>Replace or modify door threshold</b>		<b>\$125</b>
Notes: 1.5" change in level at threshold between concrete and dirt surface (1/4" max, up to 1/2" with a bevel).		
CBC: 11B-404.2.5		
Other: ADA 404.2.5		

**Cupertino ADA**  
Monta Vista Park

<b>8 - 2</b>	<b>Door/Gate</b>	Category: 2
<b>Provide or modify door kickplate</b>		<b>\$225</b>
Notes: A smooth and uninterrupted kick plate surface is not provided.		
CBC: 11B-404.2.10		
Other: ADA 404.2.10		
<b>Replace or modify door threshold</b>		<b>\$125</b>
Notes: 1/2" change in level at the threshold between concrete and dirt surface (1/4" max, up to 1/2" with a bevel).		
CBC: 11B-404.2.5		
Other: ADA 404.2.5		
<b>8 - 3</b>	<b>Door/Gate</b>	Category: 2
<b>Provide or modify door kickplate</b>		<b>\$225</b>
Notes: A smooth and uninterrupted kick plate surface is not provided.		
CBC: 11B-404.2.10		
Other: ADA 404.2.10		
<b>Regrade surface</b>		<b>\$2,500</b>
Notes: Slope on the push side of the door is 10.5% (2.0% max).		
CBC: 11B-404.2.4.4		
Other: ADA 404.2.4.4		
<b>8 - 4</b>	<b>Door/Gate</b>	Category: 4
<b>Provide or modify door kickplate</b>		<b>\$225</b>
Notes: A smooth and uninterrupted kick plate surface is not provided.		
CBC: 11B-404.2.10		
Other: ADA 404.2.10		
<b>Replace or modify door threshold</b>		<b>\$125</b>
Notes: Threshold has a vertical change of 1/2" (1/4" max, up to 1/2" with a bevel).		
CBC: 11B-404.2.5		
Other: ADA 404.2.5		
<b>Locked or Alarmed Door - Not Surveyed</b>		<b>\$0</b>
Notes: Locked gate.		
CBC: -		
Other: -		

**Cupertino ADA**  
Monta Vista Park

<b>8 - 5</b>	<b>Door/Gate</b>	Category: 2
<b>Provide or modify door kickplate</b>		<b>\$225</b>
Notes: A smooth and uninterrupted kick plate surface is not provided.		
CBC: 11B-404.2.10		
Other: ADA 404.2.10		
<b>Enlarge door opening</b>		<b>\$1,650</b>
Notes: Width of clear opening is 31" (32" min).		
CBC: 11B-404.2.3		
Other: ADA 404.2.3		
<b>10 - 1</b>	<b>Drinking Fountain</b>	Category: 3
<b>Replace fountain</b>		<b>\$3,000</b>
Notes: The bubbler height is 37.25" AFF (accessible fountain bubbler is 36" max. above floor; standing fountain 38"min to 43" max above floor).		
CBC: 11B-602.4, 11B-602.7		
Other: ADA 602.4, ADA 602.7		
<b>Increase or provide maneuvering or clear floor area</b>		<b>\$1,000</b>
Notes: Slope of clear space in front of the water fountain is 2.9% (2.0% max).		
CBC: 11B-305, 11B-306, 11B-602.2		
Other: ADA 305, ADA 305.3, ADA 305.5, ADA 306		
<b>Provide wing walls</b>		<b>\$1,000</b>
Notes: Drinking fountain protrudes 21" from vertical support at 29" AFF (protrusion more than 4" must be mounted below 27" or above 80").		
.		
CBC: 11B-602.8, 11B-602.9		
Other: ADA 307		
<b>Replace or adjust water controls</b>		<b>\$125</b>
Notes: Operating effort of water control is 10 lbs (5 lbs max).		
CBC: 11B-309		
Other: ADA 309		
<b>Install an additional high or low fountain</b>		<b>\$3,000</b>
Notes: A higher standing person fountain and a wheelchair accessible fountain are not provided.		
CBC: 11B-211.2		
Other: ADA 211.2		

**Cupertino ADA**  
Monta Vista Park

<b>10 - 2 Drinking Fountain</b>	Category: 3
<b>Replace fountain</b>	\$3,000
Notes: The bubbler height is 36-5/8" AFF (accessible fountain bubbler is 36" max. above floor; standing fountain 38"min to 43" max above floor).	
CBC: 11B-602.4, 11B-602.7	
Other: ADA 602.4, ADA 602.7	
<b>Increase or provide maneuvering or clear floor area</b>	\$1,000
Notes: Slope of clear space in front of the water fountain is 4.1% (2.0% max).	
CBC: 11B-305, 11B-306, 11B-602.2	
Other: ADA 305, ADA 305.3, ADA 305.5, ADA 306	
<b>Provide wing walls</b>	\$1,000
Notes: Drinking fountain protrudes 21" from vertical support at 29" AFF (protrusion more than 4" must be mounted below 27" or above 80").	
CBC: 11B-602.8, 11B-602.9	
Other: ADA 307	
<b>Install an additional high or low fountain</b>	\$3,000
Notes: A higher standing person fountain and a wheelchair accessible fountain are not provided.	
CBC: 11B-211.2	
Other: ADA 211.2	

**Cupertino ADA**  
Monta Vista Park

<b>10 - 3</b>	<b>Drinking Fountain</b>	Category: 3
<b>Replace fountain</b>		<b>\$3,000</b>
Notes: The bubbler height is 37.25" AFF (accessible fountain bubbler is 36" max. above floor; standing fountain 38"min to 43" max above floor).		
CBC: 11B-602.4, 11B-602.7		
Other: ADA 602.4, ADA 602.7		
<b>Provide wing walls</b>		<b>\$1,000</b>
Notes: Drinking fountain protrudes 21" from vertical support at 28" AFF (protrusion more than 4" must be mounted below 27" or above 80").		
CBC: 11B-602.8, 11B-602.9		
Other: ADA 307		
<b>Replace or adjust water controls</b>		<b>\$125</b>
Notes: Operating effort of control is 7 lbs (5 lbs max).		
CBC: 11B-309		
Other: ADA 309		
<b>Adjust the water stream height or direction</b>		<b>\$125</b>
Notes: The flow of the water is 1/2" high (4" high min).		
CBC: 11B-602.6		
Other: ADA 602.6		
<b>Install an additional high or low fountain</b>		<b>\$3,000</b>
Notes: A higher standing person fountain and a wheelchair accessible fountain are not provided.		
CBC: 11B-211.2		
Other: ADA 211.2		

**Cupertino ADA**  
Monta Vista Park

<b>10 - 4</b>	<b>Drinking Fountain</b>	Category: 3
<b>Replace fountain</b>		<b>\$3,000</b>
Notes: The bubbler height is 36.75" AFF (accessible fountain bubbler is 36" max. above floor; standing fountain 38"min to 43" max above floor).		
CBC: 11B-602.4, 11B-602.7		
Other: ADA 602.4, ADA 602.7		
<b>Provide wing walls</b>		<b>\$1,000</b>
Notes: Drinking fountain protrudes 21" from vertical support at 28" AFF (protrusion more than 4" must be mounted below 27" or above 80").		
CBC: 11B-602.8, 11B-602.9		
Other: ADA 307		
<b>Replace or adjust water controls</b>		<b>\$125</b>
Notes: Operating effort of control is 7 lbs (5 lbs max).		
CBC: 11B-309		
Other: ADA 309		
<b>Install an additional high or low fountain</b>		<b>\$3,000</b>
Notes: A higher standing person fountain and a wheelchair accessible fountain are not provided.		
CBC: 11B-211.2		
Other: ADA 211.2		



**Cupertino ADA**  
Monta Vista Park

<b>10 - 5</b>	<b>Drinking Fountain</b>	Category: 3
<b>Replace fountain</b>		<b>\$3,000</b>
Notes: The bubbler height is 37" AFF (accessible fountain bubbler is 36" max. above floor; standing fountain 38"min to 43" max above floor).		
CBC: 11B-602.4, 11B-602.7		
Other: ADA 602.4, ADA 602.7		
<b>Provide wing walls</b>		<b>\$1,000</b>
Notes: Drinking fountain protrudes 21" from vertical support at 28" AFF (protrusion more than 4" must be mounted below 27" or above 80").		
CBC: 11B-602.8, 11B-602.9		
Other: ADA 307		
<b>Replace or adjust water controls</b>		<b>\$125</b>
Notes: Operating effort of control is 7 lbs (5 lbs max).		
CBC: 11B-309		
Other: ADA 309		
<b>Install an additional high or low fountain</b>		<b>\$3,000</b>
Notes: A higher standing person fountain and a wheelchair accessible fountain are not provided.		
CBC: 11B-211.2		
Other: ADA 211.2		
<b>10 - 6</b>	<b>Drinking Fountain</b>	Category: 3
<b>Replace fountain</b>		<b>\$3,000</b>
Notes: Bubbler height on standing person fountain is 26.75" AFF (38" min to 43" max for a standing person fountain).		
CBC: 11B-602.7		
Other: ADA 602.7		
<b>11 - 1</b>	<b>Telephone</b>	Category: 3
<b>Provide TTY phone</b>		<b>\$1,500</b>
Notes: TTY phone is not provided.		
CBC: 11B-704.4		
Other: ADA 704.4		
<b>Reposition phone equipment</b>		<b>\$500</b>
Notes: Coin slot is 63" AFF (48" max).		
CBC: 11B-308.3		
Other: ADA 308.3, ADA 308.3.1, ADA 308.3.2		

**Cupertino ADA**  
Monta Vista Park

<b>16 - 1</b>	<b>Built-in Elements</b>	Category: 2
<b>Provide an accessible counter</b>		<b>\$1,500</b>
Notes: Counters at ball field building are 41.5" AFF and 41" AFF (34" max).		
CBC: 11B-904.4		
Other: ADA 904.4.1		
<b>32 - 1</b>	<b>Picnic Area</b>	Category: 2
<b>Provide an accessible path of travel</b>		<b>\$520</b>
Notes: An accessible route to the picnic area is not provided. Route is 13 linear feet over grass.		
CBC: 11B-403		
Other: AGODA F245.4		
<b>Increase or provide clear floor area</b>		<b>\$700</b>
Notes: Clear floor space at the grill is 21" (36" min). Clear floor space at the picnic table is 36" on one side and 10" on the other (36" min around the table).		
CBC: -		
Other: AGODA 1011.2.1		
<b>Provide an accessible table</b>		<b>\$500</b>
Notes: Knee space at the picnic table is 25" AFF (27" min).		
CBC: 11B-306.3		
Other: -		
<b>32 - 2</b>	<b>Picnic Area</b>	Category: 2
<b>Provide an accessible path of travel</b>		<b>\$800</b>
Notes: An accessible route to the picnic area is not provided. Route is 20 linear feet over grass.		
CBC: 11B-403		
Other: AGODA F245.4		
<b>Increase or provide clear floor area</b>		<b>\$700</b>
Notes: Clear floor space at the grill is 24" (36" min). A 36" min clear space around the picnic table is not provided.		
CBC: -		
Other: AGODA 1011.2.1		
<b>Provide an accessible table</b>		<b>\$500</b>
Notes: Knee space beneath the picnic table is 24.75" AFF (27" min).		
CBC: 11B-306.3		
Other: -		

**Cupertino ADA**  
Monta Vista Park

<b>32 - 3</b>	<b>Picnic Area</b>	Category: 2
<b>Provide an accessible path of travel</b>		<b>\$2,220</b>
Notes: An accessible route to the picnic area is not provided. Route is 55.5 linear feet over grass.		
CBC: 11B-403		
Other: AGODA F245.4		
<b>Increase or provide clear floor area</b>		<b>\$700</b>
Notes: Clear floor space around the picnic table is 6" (36" min). Clear floor space at the grill is not provided (36" min).		
CBC: -		
Other: AGODA 1011.2.1		
<b>Provide an accessible table</b>		<b>\$500</b>
Notes: Knee space beneath the picnic table is 25.25" AFF at 13.5" deep.		
CBC: 11B-306.3		
Other: -		
<b>32 - 4</b>	<b>Picnic Area</b>	Category: 2
<b>Provide an accessible picnic unit</b>		<b>\$3,200</b>
Notes: An accessible table is not provided in a picnic area.		
CBC: 11B-246.5		
Other: -		
<b>32 - 5</b>	<b>Picnic Area</b>	Category: 2
<b>Provide an accessible picnic unit</b>		<b>\$3,200</b>
Notes: An accessible table is not provided in a picnic area.		
CBC: 11B-246.5		
Other: -		

**Cupertino ADA**  
Monta Vista Park

<b>32 - 6</b>	<b>Picnic Area</b>	Category: 2
<b>Increase or provide clear floor area</b>		<b>\$700</b>
Notes: A 36" min clear space around the picnic table is not provided.		
CBC: -		
Other: AGODA 1011.2.1		
<b>Replace or reposition picnic grill</b>		<b>\$750</b>
Notes: Clear floor space at the grill is 22" (36" min).		
CBC: -		
Other: AGODA 1011.5.2		
<b>Provide an accessible table</b>		<b>\$500</b>
Notes: Knee space beneath the picnic table is 25.75" AFF (27" min).		
CBC: 11B-306.3		
Other: -		
<b>Provide an accessible path of travel</b>		<b>\$1,000</b>
Notes: An accessible route to the picnic area is not provided, 25 linear feet over grass to picnic area.		
CBC: 11B-403		
Other: AGODA F245.4		
<b>33 - 1</b>	<b>Outdoor Constructed Features</b>	Category: 3
<b>Provide an accessible path of travel</b>		<b>\$240</b>
Notes: An accessible route to the fixed trash/recycling container is not provided, 6 linear feet over grass.		
CBC: -		
Other: AGODA 1011.2.1		
<b>33 - 2</b>	<b>Outdoor Constructed Features</b>	Category: 3
<b>Provide an accessible path of travel</b>		<b>\$320</b>
Notes: An accessible route to the fixed trash/recycling container is not provided. Route is 8 linear feet over grass.		
CBC: -		
Other: AGODA 1011.2.1		
<b>33 - 3</b>	<b>Outdoor Constructed Features</b>	Category: 3
<b>Provide an accessible path of travel</b>		<b>\$220</b>
Notes: An accessible route to the fixed trash/recycling container is not provided. Route is 65" over grass.		
CBC: -		
Other: AGODA 1011.2.1		

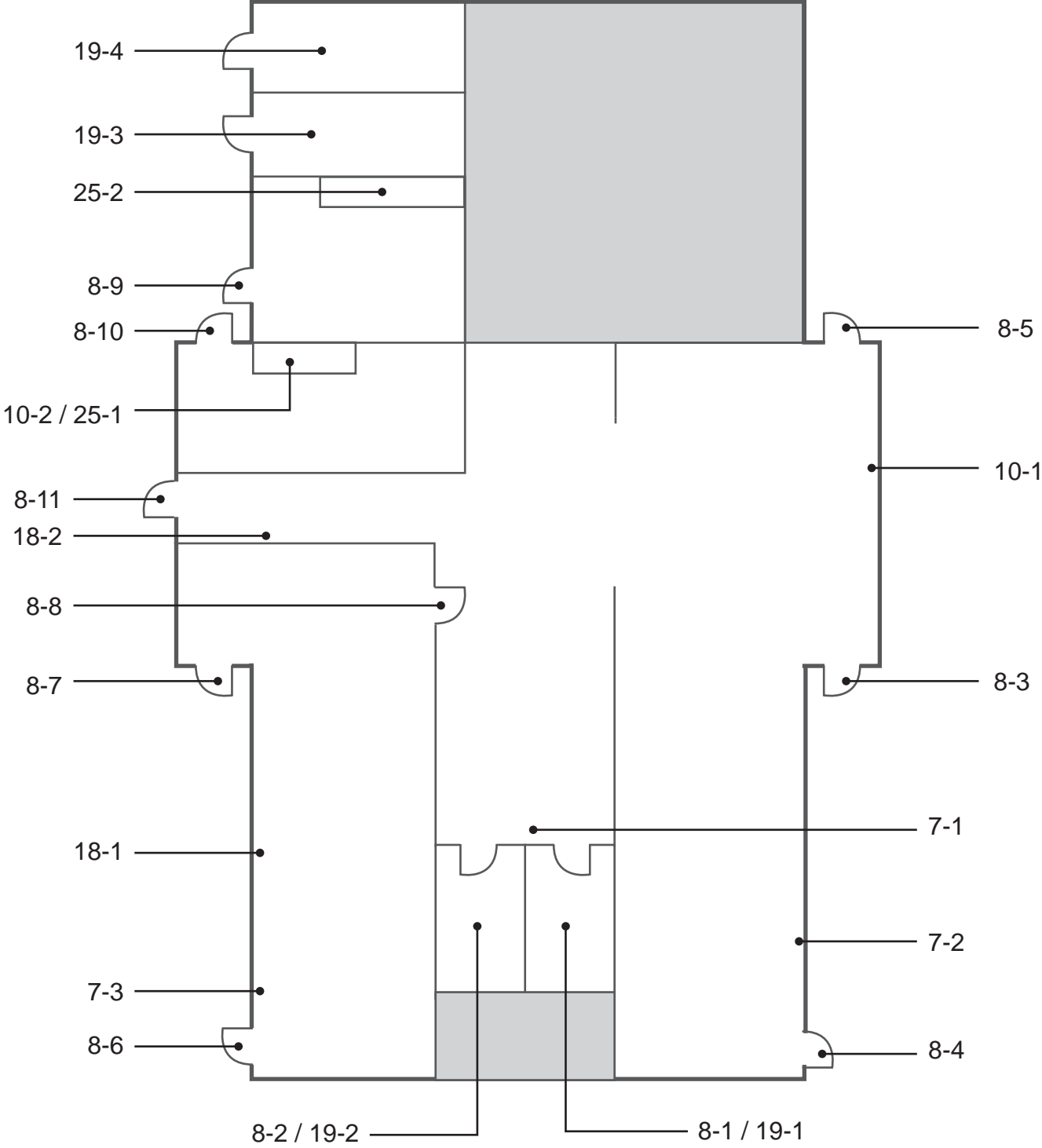
**Cupertino ADA**  
Monta Vista Park

<b>33 - 4</b>	<b>Outdoor Constructed Features</b>	Category: 3
<b>Provide an accessible path of travel</b>		<b>\$360</b>
Notes: An accessible route to the fixed trash/recycling container is not provided for 9 linear feet to container.		
CBC: -		
Other: AGODA 1011.2.1		
<b>35 - 1</b>	<b>Other</b>	Category: 3
<b>Reposition controls</b>		<b>\$200</b>
Notes: Mutt Mitt is 44" off the path of travel at 51" AFF (46" max when between 10" to 24" off path of travel).		
CBC: 11B-308.3		
Other: ADA 308.3, ADA 308.3.1, ADA 308.3.2		
<b>35 - 2</b>	<b>Other</b>	Category: 3
<b>Reposition controls</b>		<b>\$200</b>
Notes: Mutt Mitt is 42" off the path of travel at 48" AFF (46" max when between 10" to 24" off path of travel).		
CBC: 11B-308.3		
Other: ADA 308.3, ADA 308.3.1, ADA 308.3.2		
<b>43 - 1</b>	<b>Play Equipment Area</b>	Category: 2
<b>Provide an accessible path of travel</b>		<b>\$2,460</b>
Notes: An accessible route to the play area is not provided due to two 5.5" steps (continuous surface without steps).		
CBC: 11B-206.2.17		
Other: ADA 206.2.17		
<b>Raise or lower ramp handrail</b>		<b>\$70</b>
Notes: Top of the gripping surface of the handrails at the ramp to elevated play equipment is 15.5" AFF (20" min to 28" max).		
CBC: 11B-1008.2.5.3.2		
Other: ADA 1008.2.5.3.2		
<b>Install or modify transfer system</b>		<b>\$15,000</b>
Notes: Transfer platform surface height is 9.5" (11" min to 18" max) above the accessible surfacing.		
CBC: 11B-1008.3.1.2		
Other: ADA 1008.3.1.2		

**Cupertino ADA**  
Monta Vista Park

43 - 2	Play Equipment Area	Category: 2
<b>Regrade or replace ramp</b>		\$4,250
Notes: Ramp connecting ground level and play area has a slope of 10.9% (6.25% max).		
CBC: 11B-1008.2.5.1		
Other: ADA 1008.2.5.1		

Monta Vista Park- Recreation Center  
22601 Voss Avenue  
Cupertino, CA



**Cupertino ADA**  
Monta Vista Park

<b>Building 1</b>		
<b>7 - 1</b>	<b>Hazard</b>	Category: 2
<b>Remove overhanging or protruding objects</b>		<b>\$125</b>
Notes: AED and first aid kit protrudes 7.5" from the wall at 34.5" AFF (protrusion more than 4" must be mounted below 27" or above 80")		
CBC: 11B-307.4		
Other: ADA 307.4		
<b>7 - 2</b>	<b>Hazard</b>	Category: 2
<b>Remove overhanging or protruding objects</b>		<b>\$125</b>
Notes: Fire extinguisher protrudes 6" from the wall at 37.5" AFF (protrusion more than 4" must be mounted below 27" or above 80")		
CBC: 11B-307.2		
Other: ADA 307.2		
<b>7 - 3</b>	<b>Hazard</b>	Category: 2
<b>Remove overhanging or protruding objects</b>		<b>\$125</b>
Notes: Fire extinguisher protrudes 6.5" from the wall at 35.5" AFF (protrusion more than 4" must be mounted below 27" or above 80").		
CBC: 11B-307.2		
Other: ADA 307.2		
<b>8 - 1</b>	<b>Door/Gate</b>	Category: 2
<b>Adjust door closer</b>		<b>\$125</b>
Notes: Door opening force is 8 lbs (5 lbs max).		
CBC: 11B-404.2.9		
Other: ADA 404.2.9		
<b>8 - 2</b>	<b>Door/Gate</b>	Category: 3
<b>Adjust door closer</b>		<b>\$125</b>
Notes: Door opening force is 10 lbs (5 lbs max).		
CBC: 11B-404.2.9		
Other: ADA 404.2.9		



**Cupertino ADA**  
Monta Vista Park

<b>Building 1</b>		
<b>8 - 3</b>	<b>Door/Gate</b>	<b>Category: 1</b>
<b>Adjust door closer</b>		<b>\$125</b>
Notes: Door opening force is 15 lbs (5 lbs max).		
CBC: 11B-404.2.9		
Other: ADA 404.2.9		
<b>Install or modify sign</b>		<b>\$250</b>
Notes: A tactile and Braille EXIT sign is not provided in passageway for emergency exit.		
CBC: 1011		
Other: ADA 216.4.1, ADA 703.4.1		
<b>Replace or modify door threshold</b>		<b>\$125</b>
Notes: Threshold has a vertical change of 1.25" (1/4" max, up to 1/2" with a bevel).		
CBC: 11B-404.2.5		
Other: ADA 404.2.5		
<b>8 - 4</b>	<b>Door/Gate</b>	<b>Category: 1</b>
<b>Adjust door closer</b>		<b>\$125</b>
Notes: Door opening force is 13 lbs (5 lbs max).		
CBC: 11B-404.2.9		
Other: ADA 404.2.9		
<b>Install or modify sign</b>		<b>\$250</b>
Notes: A tactile and Braille EXIT sign is not provided in passageway for emergency exit.		
CBC: 1011		
Other: ADA 216.4.1, ADA 703.4.1		
<b>8 - 5</b>	<b>Door/Gate</b>	<b>Category: 1</b>
<b>Adjust door closer</b>		<b>\$125</b>
Notes: Door opening force is 16 lbs (5 lbs max).		
CBC: 11B-404.2.9		
Other: ADA 404.2.9		
<b>8 - 6</b>	<b>Door/Gate</b>	<b>Category: 1</b>
<b>Adjust door closer</b>		<b>\$125</b>
Notes: Door opening force is 14 lbs (5 lbs max).		
CBC: 11B-404.2.9		
Other: ADA 404.2.9		
<b>Replace or modify door threshold</b>		<b>\$125</b>
Notes: Threshold has a vertical change of 1.25" and an additional 2" at matting (1/4" max, up to 1/2" with a bevel).		
CBC: 11B-404.2.5		
Other: ADA 404.2.5		

**Cupertino ADA**  
Monta Vista Park

<b>Building 1</b>		
<b>8 - 7</b>	<b>Door/Gate</b>	<b>Category: 1</b>
<b>Adjust door closer</b>		<b>\$125</b>
Notes: Door opening force is 18 lbs (5 lbs max).		
CBC: 11B-404.2.9		
Other: ADA 404.2.9		
<b>Replace or modify door threshold</b>		<b>\$125</b>
Notes: Threshold has a vertical change of 1/2" and 3/4" with bevel (1/4" max, up to 1/2" with a bevel). 2" matting on the floor in front of the door.		
CBC: 11B-404.2.5		
Other: ADA 404.2.5		
<b>8 - 8</b>	<b>Door/Gate</b>	<b>Category: 2</b>
<b>Replace or modify door threshold</b>		<b>\$125</b>
Notes: Threshold has a vertical change of 2" due to matting on the floor (1/4" max, up to 1/2" with a bevel).(Entrance to participants only, no parents).		
CBC: 11B-404.2.5		
Other: ADA 404.2.5		
<b>8 - 9</b>	<b>Door/Gate</b>	<b>Category: 1</b>
<b>Adjust door closer</b>		<b>\$125</b>
Notes: Door opening force is 15 lbs (5 lbs max).		
CBC: 11B-404.2.9		
Other: ADA 404.2.9		
<b>Install or modify sign</b>		<b>\$250</b>
Notes: A tactile and Braille EXIT sign is not provided in passageway for emergency exit.		
CBC: 1011		
Other: ADA 216.4.1, ADA 703.4.1		
<b>8 - 10</b>	<b>Door/Gate</b>	<b>Category: 1</b>
<b>Adjust door closer</b>		<b>\$125</b>
Notes: Door opening force is 13 lbs (5 lbs max).		
CBC: 11B-404.2.9		
Other: ADA 404.2.9		

**Cupertino ADA**  
Monta Vista Park

<b>Building 1</b>		
<b>8 - 11</b>	<b>Door/Gate</b>	Category: 1
<b>Adjust door closer</b>		<b>\$125</b>
Notes: Door opening force is 15 lbs (5 lbs max).		
CBC: 11B-404.2.9		
Other: ADA 404.2.9		
<b>Provide or modify door kickplate</b>		<b>\$225</b>
Notes: A smooth and uninterrupted kick plate surface is not provided. Door stop is located in the 10" space above the finished floor.		
CBC: 11B-404.2.10		
Other: ADA 404.2.10		
<b>10 - 1</b>	<b>Drinking Fountain</b>	Category: 3
<b>Provide wing walls</b>		<b>\$1,000</b>
Notes: Kids area drinking fountain protrudes 8" from the wall at 24" AFF and 30" AFF (protrusion more than 4" must be mounted below 27" or above 80").		
CBC: 11B-602.8, 11B-602.9		
Other: ADA 307		
<b>10 - 2</b>	<b>Drinking Fountain</b>	Category: 3
<b>Adjust the water stream height or direction</b>		<b>\$125</b>
Notes: The bubbler is attached to the sink and is 12" back from the front of the counter (5" max).		
CBC: 11B-602.6		
Other: ADA 602.6		
<b>18 - 1</b>	<b>Room</b>	Category: 2
<b>Install or modify visible fire alarm</b>		<b>\$250</b>
Notes: Visible fire alarm is located 78" AFF (80" min to 96" max, or 6" below the ceiling, whichever is lower).		
CBC: 11B-702.1		
Other: ADA 702.1		
<b>18 - 2</b>	<b>Room</b>	Category: 2
<b>Install or modify visible fire alarm</b>		<b>\$250</b>
Notes: Visual fire alarm is located 79" AFF (80" min to 96" max, or 6" below the ceiling, whichever is lower).		
CBC: 11B-702.1		
Other: ADA 702.1		

Building 1		
19 - 1	Multiple User Restroom	Category: 2
<b>Provide or replace compartment door hardware</b>		<b>\$175</b>
Notes: Water closet compartment door is not self closing (compartment door must have U-shaped handles both inside and outside of the door and be self-closing).		
CBC: 11B-604.8.1.2		
Other: ADA 604.8.1.2		
<b>Replace or modify grab bars</b>		<b>\$300</b>
Notes: Side grab bar extends 50.75" from the rear wall (54" min).		
CBC: 11B-604.5.1		
Other: ADA 604.5.1		
<b>Replace or reposition dispenser</b>		<b>\$125</b>
Notes: Toilet seat cover dispenser is located 45" AFF (40" max). Toilet paper is located behind the front of the water closet (7" min to 9" max in front of the water closet). Paper towel dispenser is located 42.75" AFF (40" max).		
CBC: 11B-603.5, 11B-604.7		
Other: ADA 604.7		
<b>Modify lavatory or counter clearances</b>		<b>\$1,500</b>
Notes: Clear space beneath the lavatory apron is 28" (29" min).		
CBC: 11B-306.3.1		
Other: -		
<b>Provide or modify urinal shields</b>		<b>\$1,000</b>
Notes: Centerline of the urinal from partition is 14" (15" min).		
CBC: 11B-305.7.1, 11B-605.3		
Other: ADA 305.3, ADA 305.7.1, ADA 605.3		

**Cupertino ADA**  
Monta Vista Park

<b>Building 1</b>		
<b>19 - 2</b>	<b>Multiple User Restroom</b>	<b>Category: 2</b>
<b>Provide or replace compartment door hardware</b>		<b>\$175</b>
Notes: Compartment does not have a handle on outside the compartment door and is not self closing (compartment door must have U-shaped handles both inside and outside of the door and be self-closing).		
CBC: 11B-604.8.1.2		
Other: ADA 604.8.1.2		
<b>Replace or modify grab bars</b>		<b>\$300</b>
Notes: Side grab bar extends 52.25" from the rear wall (54" min).		
CBC: 11B-604.5.1		
Other: ADA 604.5.1		
<b>Replace or reposition dispenser</b>		<b>\$375</b>
Notes: Toilet seat cover dispenser is located 46.5" AFF and is located behind the front of the water closet (40" max). Soap dispenser is located 40.25" AFF(40" max).		
CBC: 11B-603.5, 11B-604.7		
Other: ADA 604.7		
<b>Modify lavatory or counter clearances</b>		<b>\$1,500</b>
Notes: Clear space beneath the lavatory apron is 28.5" (29" min).		
CBC: 11B-306.3.1		
Other: -		
<b>Replace or reposition fixtures</b>		<b>\$1,250</b>
Notes: Centerline of water closet is 19" from the side wall (17"min to 18" max).		
CBC: 11B-604.2		
Other: ADA 604.2		
<b>Replace or reposition mirror</b>		<b>\$150</b>
Notes: Bottom of the mirror's reflecting surface is 40.25" AFF (40" max).		
CBC: 11B-603.3		
Other: ADA 603.3		

**Cupertino ADA**  
Monta Vista Park

<b>Building 1</b>		
<b>19 - 3</b>	<b>Multiple User Restroom</b>	<b>Category: 2</b>
<b>Replace or reposition dispenser</b>		<b>\$250</b>
Notes: Height of soap dispenser is 41.5" AFF (40" max). Centerline of toilet paper is located 3" from the front of the water closet (7" min to 9" max in front of the water closet).		
CBC: 11B-603.5, 11B-604.7		
Other: ADA 604.7		
<b>Replace or reposition fixtures</b>		<b>\$1,250</b>
Notes: Centerline of the water closet is 18.5" from the side wall (17" min to 18" max).		
CBC: 11B-604.2		
Other: ADA 604.2		
<b>Replace toilet or adjust toilet seat height</b>		<b>\$3,000</b>
Notes: Water closet seat height is 16" AFF (17" min to 19" max).		
CBC: 11B-604.4		
Other: ADA 604.4		
<b>Provide or replace compartment door hardware</b>		<b>\$175</b>
Notes: Compartment door does not have handles on both sides of the door and is not self-closing (compartment door must have U-shaped handles both inside and outside of the door and be self-closing).		
CBC: 11B-604.8.1.2		
Other: ADA 604.8.1.2		
<b>Modify lavatory or counter clearances</b>		<b>\$1,500</b>
Notes: Clear space beneath the lavatory apron is 28.75" (29" min).		
CBC: 11B-306.3.1		
Other: -		
<b>Replace or modify grab bars</b>		<b>\$300</b>
Notes: Toilet paper dispenser is located 4" above the grab bar (12" min clear space above grab bar).		
CBC: 11B-609.3		
Other: ADA 609.3		

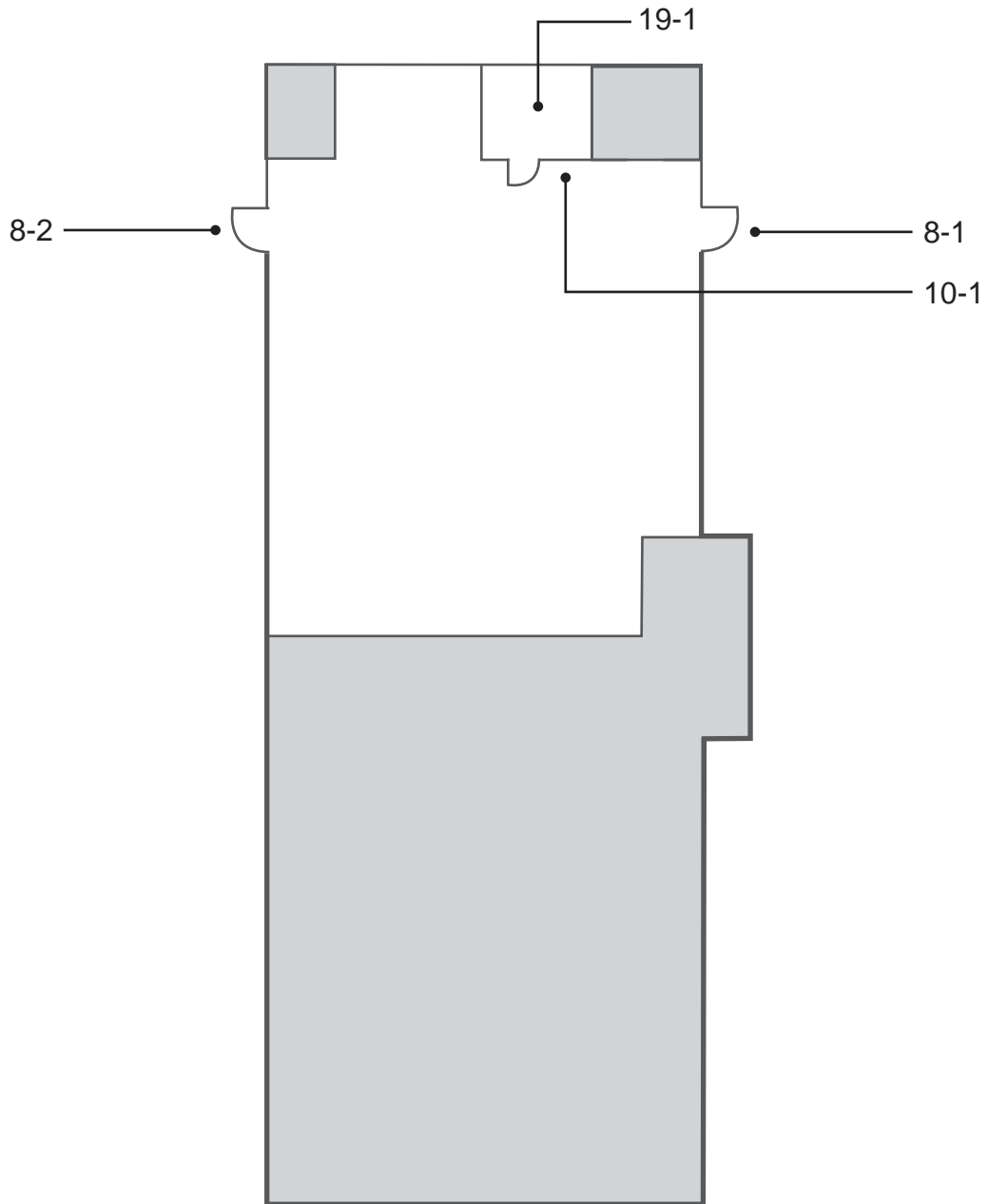
<b>Building 1</b>		
<b>19 - 4</b>	<b>Multiple User Restroom</b>	<b>Category: 2</b>
<b>Replace or reposition dispenser</b>		<b>\$125</b>
Notes: Height of soap dispenser is 41.5" AFF (40" max).		
CBC: 11B-603.5		
Other: -		
<b>Replace or reposition fixtures</b>		<b>\$1,250</b>
Notes: Centerline of the water closet is 16" from the side wall (17" min to 18" max).		
CBC: 11B-604.2		
Other: ADA 604.2		
<b>Provide or replace compartment door hardware</b>		<b>\$175</b>
Notes: Compartment door does not have handle on inside of the door and is not self-closing (compartment door must have U-shaped handles both inside and outside of the door and be self-closing).		
CBC: 11B-604.8.1.2		
Other: ADA 604.8.1.2		
<b>Replace or modify grab bars</b>		<b>\$600</b>
Notes: Rear grab bar is not provided (36" min long, centered 12" and 24"). Side grab bar is 36.5" long and extends 50.25" from the rear wall (42" long min and 54" from the rear wall). Toilet paper dispenser is located 2.5 above the side grab bar (12" min clear space above grab bar).		
CBC: 11B-604.5.1, 11B-604.5.2, 11B-609.3		
Other: ADA 604.5.1, ADA 604.5.2, ADA 609.3		
<b>Reposition toilet flush controls</b>		<b>\$750</b>
Notes: Flush control is located on the narrow side of the water closet (flush control located on the open side of the fixture).		
CBC: 11B-604.6		
Other: ADA 604.6		
<b>25 - 1</b>	<b>Kitchen</b>	<b>Category: 4</b>
<b>Provide knee and toe clearance</b>		<b>\$1,500</b>
Notes: Knee space is not provided at sink and attached drinking fountain.		
CBC: 11B-306.3.3		
Other: ADA 306.3, ADA 306.3.3		

**Cupertino ADA**  
Monta Vista Park

Building 1		
25 - 2	Kitchen	Category: 2
<b>Provide knee and toe clearance</b>		<b>\$1,500</b>
Notes: Knee space is not provided under the sink.		
CBC: 11B-306.3.3		
Other: ADA 306.3, ADA 306.3.3		
<b>Replace or reposition dispenser</b>		<b>\$125</b>
Notes: Soap dispenser is 42" high behind a 25" counter (44" max AFF allowed behind up to 25" max obstruction when knee space is provided).		
CBC: 11B-606.1		
Other: ADA 308, ADA 308.2.1, ADA 308.2.2, ADA 308.3.1, ADA 308.3.2		



Monta Vista- Child Care Building  
22601 Voss Ave  
Cupertino, CA




**Cupertino ADA**  
Monta Vista Park

<b>Building 2</b>		
<b>8 - 1</b>	<b>Door/Gate</b>	<b>Category: 1</b>
<b>Adjust door closer</b>		<b>\$125</b>
Notes: Door opening force is 14 lbs (5 lbs max).		
CBC: 11B-404.2.9		
Other: ADA 404.2.9		
<b>Install or modify sign</b>		<b>\$250</b>
Notes: A tactile and Braille EXIT sign is not provided in passageway for emergency exit.		
CBC: 1011		
Other: ADA 216.4.1, ADA 703.4.1		
<b>Provide or modify door kickplate</b>		<b>\$225</b>
Notes: A smooth and uninterrupted kick plate surface is not provided. Panic hardware is located in the 10" space above the finished floor.		
CBC: 11B-404.2.10		
Other: ADA 404.2.10		
<b>8 - 2</b>	<b>Door/Gate</b>	<b>Category: 1</b>
<b>Adjust door closer</b>		<b>\$125</b>
Notes: Door opening force is 22 lbs (5 lbs max).		
CBC: 11B-404.2.9		
Other: ADA 404.2.9		
<b>Install or modify sign</b>		<b>\$250</b>
Notes: A tactile and Braille EXIT sign is not provided in passageway for emergency exit.		
CBC: 1011		
Other: ADA 216.4.1, ADA 703.4.1		
<b>Provide or modify door kickplate</b>		<b>\$225</b>
Notes: A smooth and uninterrupted kick plate surface is not provided. Panic hardware is located in the 10" space above the finished floor.		
CBC: 11B-404.2.10		
Other: ADA 404.2.10		
<b>10 - 1</b>	<b>Drinking Fountain</b>	<b>Category: 3</b>
<b>Adjust the water stream height or direction</b>		<b>\$125</b>
Notes: The bubbler is attached to the sink and is 9" back from the front of the counter (5" max).		
CBC: 11B-602.6		
Other: ADA 602.6		

**Cupertino ADA**  
Monta Vista Park

<b>Building 2</b>		
<b>19 - 1</b>	<b>Multiple User Restroom</b>	<b>Category: 2</b>
<b>Install restroom sign</b>		<b>\$250</b>
Notes: Required state and federal signs not provided.		
CBC: 11B-216.8, 11B-703.7.2.6		
Other: ADA 216.8, ADA 703.7.2.1		
<b>Replace or reposition fixtures</b>		<b>\$1,250</b>
Notes: Children's Dimensions: Centerline of the water closet is 19.25" from side wall (12" min to 18" max).		
CBC: 11B-604.2		
Other: ADA 604.2		
<b>Provide or replace compartment door hardware</b>		<b>\$175</b>
Notes: Compartment door does not have handles on both sides of the door (compartment door must have U-shaped handles both inside and outside of the door and be self-closing).		
CBC: 11B-604.8.1.2		
Other: ADA 604.8.1.2		
<b>Reposition clothing hooks</b>		<b>\$125</b>
Notes: Height of coat hook is 50" (48" max).		
CBC: 11B-603.4		
Other: ADA 308		
<b>Modify lavatory or counter clearances</b>		<b>\$1,500</b>
Notes: Children's Dimensions: Knee space beneath the lavatory is 18 1/8" AFF (24" min).		
CBC: 11B-606.2		
Other: ADA 606.2, ADA 606.2.5		
<b>Replace or reposition dispenser</b>		<b>\$125</b>
Notes: Children's Dimensions: Toilet paper dispenser is 20" AFF (14" to 19" max).		
CBC: 11B-604.9		
Other: ADA 604.9, ADA 604.9.6		

Oak Valley Park  
23625-23645 Oak Valley Road  
Cupertino, CA

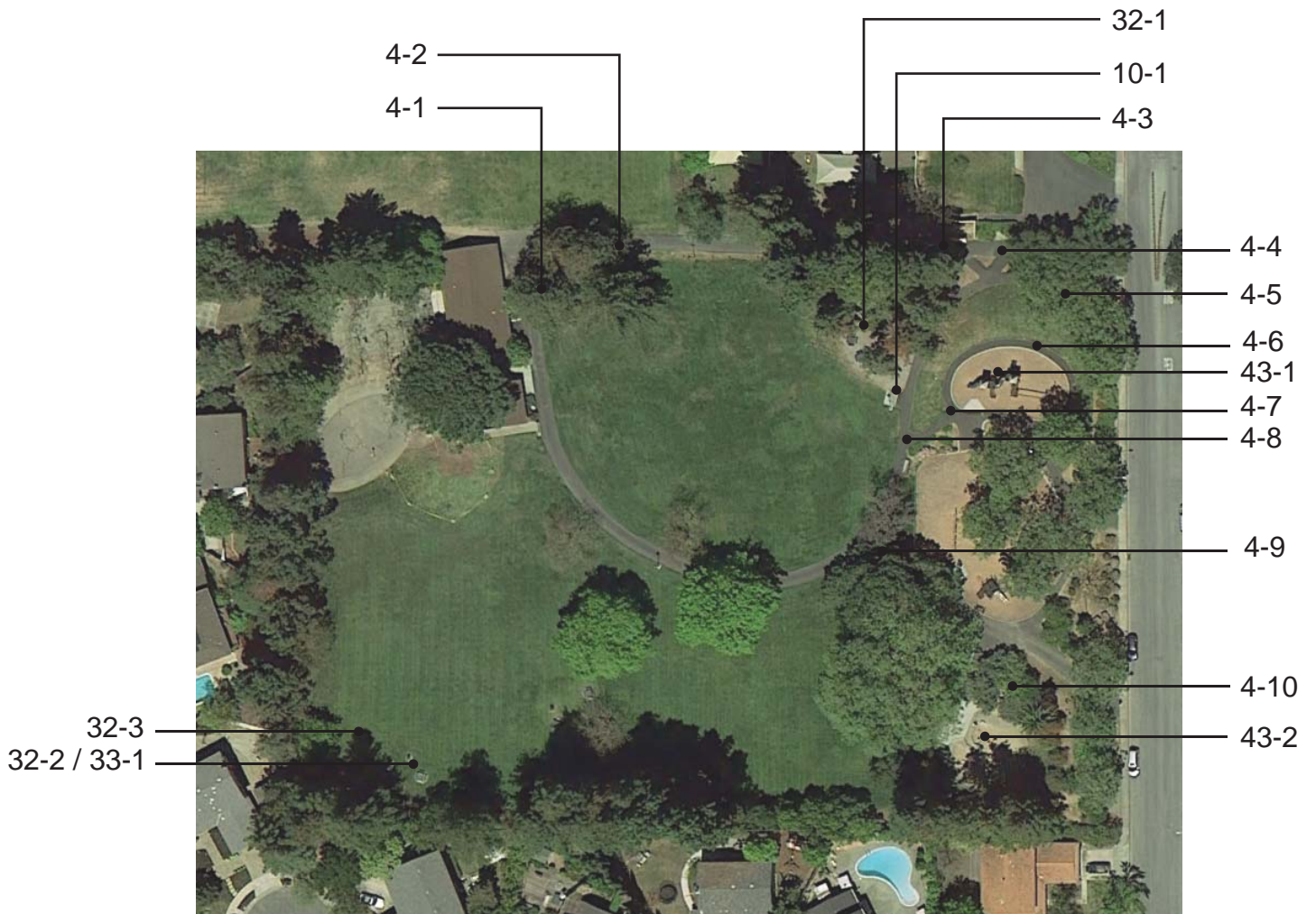


## Cupertino ADA

### Oak Valley Park

<b>4 - 1</b>	<b>Walk</b>	Category: 2
<b>Regrade surface</b>		<b>\$400</b>
Notes: Cross slope of concrete path is up to 2.8% for 10 linear feet (2.0% max).		
CBC: 11B-403.3		
Other: ADA 403.3		
<b>4 - 2</b>	<b>Walk</b>	Category: 2
<b>Regrade surface</b>		<b>\$1,280</b>
Notes: Cross slope of concrete path is up to 3.3% for 32 linear feet (2.0% max).		
CBC: 11B-403.3		
Other: ADA 403.3		
<b>5 - 1</b>	<b>Ramp</b>	Category: 1
<b>Regrade or replace ramp</b>		<b>\$12,750</b>
Notes: Ramp has a running slope of 17.8% (8.33% max) and a cross slope is up to 5% (2.0% max) for 30 linear feet.		
CBC: 11B-405.3		
Other: ADA 405.3		
<b>10 - 1</b>	<b>Drinking Fountain</b>	Category: 3
<b>Replace fountain</b>		<b>\$3,000</b>
Notes: The bubbler height is 36.5" AFF (accessible fountain bubbler is 36" max. above floor; standing fountain 38"min to 43" max above floor).		
CBC: 11B-602.4, 11B-602.7		
Other: ADA 602.4, ADA 602.7		
<b>Provide wing walls</b>		<b>\$1,000</b>
Notes: Drinking fountain protrudes 32" from vertical support at 36.5" AFF (protrusion more than 4" must be mounted below 27" or above 80").		
CBC: 11B-602.8, 11B-602.9		
Other: ADA 307		
<b>33 - 1</b>	<b>Outdoor Constructed Features</b>	Category: 4
<b>Provide an accessible path of travel</b>		<b>\$1,440</b>
Notes: An accessible route to the fixed bench is not provided. Route is 36 linear feet over grass to 2 benches.		
CBC: -		
Other: AGODA 1011.2.1		
<b>Increase or provide clear floor area</b>		<b>\$1,400</b>
Notes: A clear floor space is not provided adjacent to 2 benches (36" by 48" min).		
CBC: -		
Other: AGODA 1011.2.1		

Portal Park  
19810 North Portal Road  
Cupertino, CA



## Cupertino ADA

### Portal Park

<b>4 - 1</b>	<b>Walk</b>	Category: 2
<b>Regrade surface</b>		<b>\$240</b>
Notes: Cross slope of asphalt path is up to 3.5% for 12 linear feet (2.0% max).		
CBC: 11B-403.3		
Other: ADA 403.3		
<b>4 - 2</b>	<b>Walk</b>	Category: 2
<b>Regrade surface</b>		<b>\$1,000</b>
Notes: Cross slope of asphalt path is up to 4% for 50 linear feet, with one section of 7.4% slope (2.0% max).		
CBC: 11B-403.3		
Other: ADA 403.3		
<b>4 - 3</b>	<b>Walk</b>	Category: 2
<b>Regrade surface</b>		<b>\$940</b>
Notes: Cross slope of asphalt path is up to 6.6% for 47 linear feet (2.0% max).		
CBC: 11B-403.3		
Other: ADA 403.3		
<b>4 - 4</b>	<b>Walk</b>	Category: 2
<b>Regrade surface</b>		<b>\$400</b>
Notes: Running slope of asphalt path is up to 15% for 20 linear feet (5.0% max).		
CBC: 11B-403.3		
Other: ADA 403.3		
<b>4 - 5</b>	<b>Walk</b>	Category: 1
<b>Regrade surface</b>		<b>\$600</b>
Notes: Cross slope of asphalt path is up to 2.4% for 30 linear feet, and a running slope of 18% at the first 48" (2.0% max).		
CBC: 11B-403.3		
Other: ADA 403.3		
<b>4 - 6</b>	<b>Walk</b>	Category: 2
<b>Regrade surface</b>		<b>\$5,080</b>
Notes: Cross slope of concrete path around play area is up to 5.3% for 127 linear feet (2.0% max).		
CBC: 11B-403.3		
Other: ADA 403.3		
<b>4 - 7</b>	<b>Walk</b>	Category: 2
<b>Regrade surface</b>		<b>\$460</b>
Notes: Cross slope of asphalt path is up to 5% for 23 linear feet (2.0% max).		
CBC: 11B-403.3		
Other: ADA 403.3		

## Cupertino ADA

### Portal Park

<b>4 - 8</b>	<b>Walk</b>	Category: 2
<b>Regrade surface</b>		<b>\$1,700</b>
Notes: Cross slope of asphalt path is up to 6.3% for 85 linear feet (2.0% max).		
CBC: 11B-403.3		
Other: ADA 403.3		
<b>4 - 9</b>	<b>Walk</b>	Category: 2
<b>Regrade surface</b>		<b>\$680</b>
Notes: Cross slope of asphalt path is up to 4% for 34 linear feet (2.0% max).		
CBC: 11B-403.3		
Other: ADA 403.3		
<b>4 - 10</b>	<b>Walk</b>	Category: 1
<b>Regrade surface</b>		<b>\$100</b>
Notes: Running slope of concrete path is up to 7.5% for 5 linear feet (5.0% max).		
CBC: 11B-403.3		
Other: ADA 403.3		
<b>10 - 1</b>	<b>Drinking Fountain</b>	Category: 3
<b>Replace fountain</b>		<b>\$3,000</b>
Notes: Bubbler height is 37" AFF (accessible fountain bubbler is 36" max. above floor; standing person fountain 38" min to 43" max).		
CBC: 11B-602.4, 11B-602.7		
Other: ADA 602.4, ADA 602.7		
<b>Increase or provide maneuvering or clear floor area</b>		<b>\$1,000</b>
Notes: Slope of clear space in front of the water fountain is 4.6% (2.0% max).		
CBC: 11B-305, 11B-306, 11B-602.2		
Other: ADA 305, ADA 305.3, ADA 305.5, ADA 306		
<b>Install an additional high or low fountain</b>		<b>\$3,000</b>
Notes: A wheelchair accessible fountain and higher standing person fountain are not provided.		
CBC: 11B-211.2		
Other: ADA 211.2		



## Cupertino ADA

### Portal Park

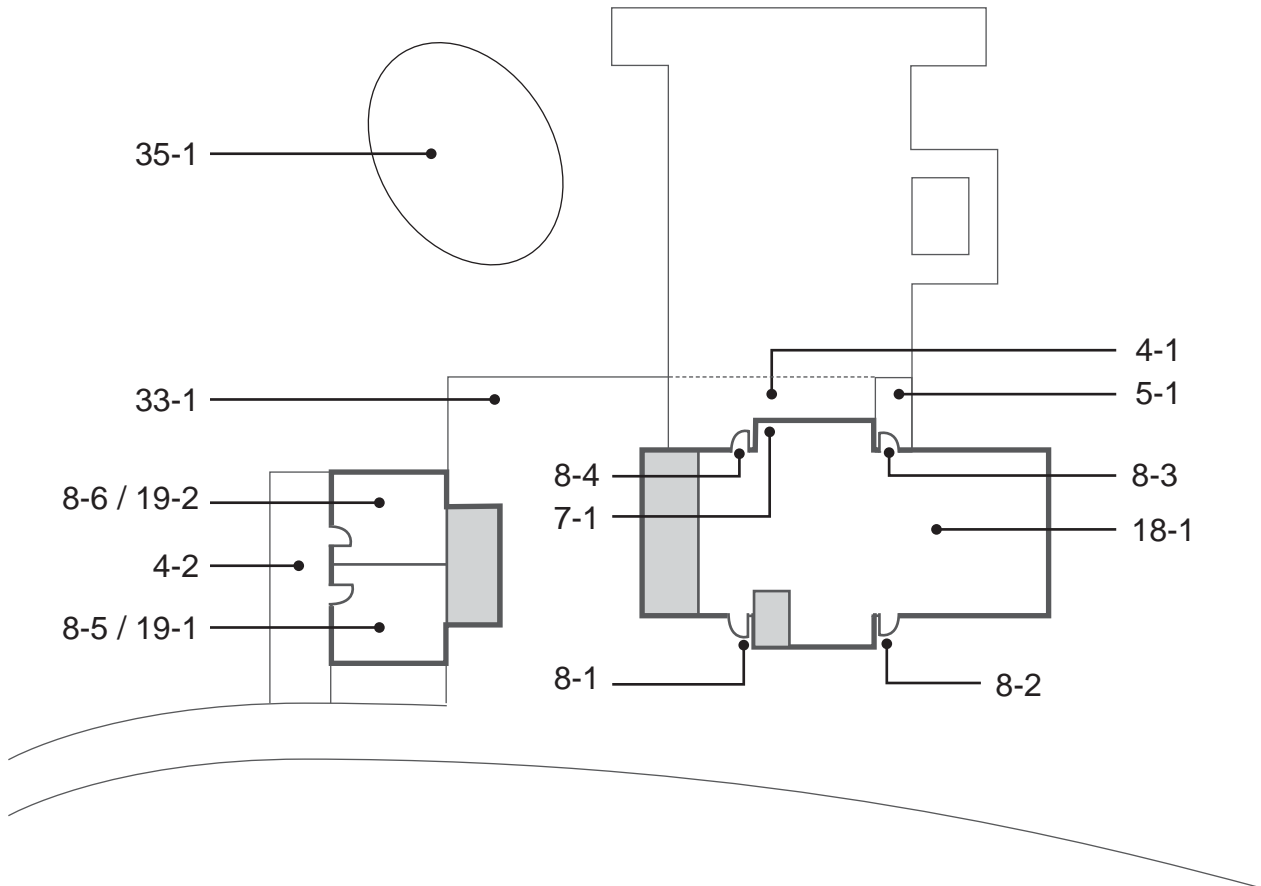
<b>32 - 1</b>	<b>Picnic Area</b>	Category: 2
<b>Provide an accessible path of travel</b>		<b>\$600</b>
Notes: An accessible route to the picnic area is not provided. Route is 15 linear feet over gravel.		
CBC: 11B-403		
Other: AGODA F245.4		
<b>Provide an accessible picnic unit</b>		<b>\$6,400</b>
Notes: An accessible table is not provided in a picnic area many tables. (2 required).		
CBC: 11B-246.5		
Other: -		
<b>Replace or reposition picnic grill</b>		<b>\$750</b>
Notes: Grill operating mechanism is 36" AFF (15" min to 34" max). No knee space beneath the grill.		
CBC: -		
Other: AGODA 1011.5.2		
<b>32 - 2</b>	<b>Picnic Area</b>	Category: 2
<b>Provide an accessible path of travel</b>		<b>\$1,840</b>
Notes: An accessible route to the picnic area is not provided. Route is 92 linear feet over grass.		
CBC: 11B-403		
Other: AGODA F245.4		
<b>Provide an accessible picnic unit</b>		<b>\$3,200</b>
Notes: An accessible table is not provided.		
CBC: 11B-246.5		
Other: -		
<b>Increase or provide clear floor area</b>		<b>\$700</b>
Notes: Clear floor space around the picnic table is 7" (36" min). No clear floor space provided by the grill.		
CBC: -		
Other: AGODA 1011.2.1		

## Cupertino ADA

### Portal Park

<b>32 - 3</b>	<b>Picnic Area</b>	Category: 2
<b>Provide an accessible path of travel</b>		\$1,600
Notes: An accessible route to the picnic area is not provided. Route is 80 linear feet over grass.		
CBC: 11B-403		
Other: AGODA F245.4		
<b>Provide an accessible picnic unit</b>		\$3,200
Notes: An accessible table is not provided.		
CBC: 11B-246.5		
Other: -		
<b>Increase or provide clear floor area</b>		\$700
Notes: Clear floor space around the picnic table is 7" (36" min). No clear floor space provided by the grill.		
CBC: -		
Other: AGODA 1011.2.1		
<b>33 - 1</b>	<b>Outdoor Constructed Features</b>	Category: 3
<b>Provide an accessible path of travel</b>		\$560
Notes: An accessible route is not provided by the grill and fixed trash/recycling. Route is 14 linear feet over grass.		
CBC: -		
Other: AGODA 1011.2.1		
<b>43 - 1</b>	<b>Play Equipment Area</b>	Category: 2
<b>Provide play components</b>		\$5,000
Notes: Play area has 5 elevated play components and 1 ground component (2 min ground components of differing types).		
CBC: 11B-240.2.1.2		
Other: ADA 240.2.1.2		
<b>Regrade or replace ramp</b>		\$2,460
Notes: Ramp to the play area has a slope of 8.1% (6.25% max).		
CBC: 11B-1008.2.5.1		
Other: ADA 1008.2.5.1		
<b>43 - 2</b>	<b>Play Equipment Area</b>	Category: 2
<b>Raise or lower ramp handrail</b>		\$70
Notes: Top gripping surface of the handrail is 38.5" AFF (20" min to 28" max).		
CBC: 11B-1008.2.5.3.2		
Other: ADA 1008.2.5.3.2		

Portal Park Community Building  
19810 N Portal Ave.  
Cupertino, CA



## Cupertino ADA

### Portal Park

Building		
<b>4 - 1</b>	<b>Walk</b>	Category: 2
<b>Grind or patch vertical change of grade</b>		\$250
Notes: 2" change in level at brick paving in two spaces (1/4" max, up to 1/2" with a bevel).		
CBC: 11B-303.2		
Other: ADA 303.2, ADA 303.3		
<b>Regrade surface</b>		\$1,120
Notes: Cross slope of path is up to 4.7% for 28 linear feet (2.0% max).		
CBC: 11B-403.3		
Other: ADA 403.3		
<b>4 - 2</b>	<b>Walk</b>	Category: 2
<b>Regrade surface</b>		\$480
Notes: Running slope of concrete path to restroom building is up to 14% (5.0% max) with a cross slope up to 4.6% (2.0% max) for 12 linear feet.		
CBC: 11B-403.3		
Other: ADA 403.3		
<b>5 - 1</b>	<b>Ramp</b>	Category: 1
<b>Install a handrail</b>		\$2,500
Notes: Handrails are not provided on either side of the ramp (handrails with continuous gripping surfaces are provided on both sides of ramp).		
CBC: 11B-505.2		
Other: ADA 405.8		
<b>Provide a level landing</b>		\$150
Notes: Slope of bottom landing is 3.3% (2.0% max).		
CBC: 11B-405.7.1		
Other: ADA 302, ADA 405.7.1		
<b>7 - 1</b>	<b>Hazard</b>	Category: 2
<b>Remove overhanging or protruding objects</b>		\$0
Notes: First aid kit protrudes 5" from the wall at 48.75" AFF (protrusion more than 4" must be mounted below 27" or above 80"). (located above movable table)		
CBC: 11B-307.2		
Other: ADA 307.2		

## Cupertino ADA

### Portal Park

Building		
8 - 1	Door/Gate	Category: 1
<b>Provide or modify door kickplate</b>		<b>\$225</b>
Notes: A smooth and uninterrupted kick plate surface is not provided. Door stop is located in the 10" space above the finished floor.		
CBC: 11B-404.2.10		
Other: ADA 404.2.10		
<b>Replace or modify door threshold</b>		<b>\$125</b>
Notes: Threshold has a vertical change of 8" (1/4" max, up to 1/2" with a bevel).		
CBC: 11B-404.2.5		
Other: ADA 404.2.5		
<b>Regrade surface</b>		<b>\$2,500</b>
Notes: Slope on the swing side of the door is 3.4% (2.0% max).		
CBC: 11B-404.2.4.4		
Other: ADA 404.2.4.4		
8 - 2	Door/Gate	Category: 1
<b>Install or modify sign</b>		<b>\$250</b>
Notes: A tactile and Braille EXIT sign is not provided in passageway for emergency exit.		
CBC: 1011		
Other: ADA 216.4.1, ADA 703.4.1		
<b>Provide or modify door kickplate</b>		<b>\$225</b>
Notes: A smooth and uninterrupted kick plate surface is not provided. Door stop is located in the 10" space above the finished floor.		
CBC: 11B-404.2.10		
Other: ADA 404.2.10		
<b>Regrade surface</b>		<b>\$2,500</b>
Notes: Slope on the swing side of the door is 11.7% (2.0% max).		
CBC: 11B-404.2.4.4		
Other: ADA 404.2.4.4		
8 - 3	Door/Gate	Category: 1
<b>Regrade surface</b>		<b>\$2,500</b>
Notes: Slope on the swing side of the door is 7.3% (2.0% max).		
CBC: 11B-404.2.4.4		
Other: ADA 404.2.4.4		

## Cupertino ADA

### Portal Park

Building		
8 - 4	Door/Gate	Category: 1
Install or modify sign		\$250
Notes: A tactile and Braille EXIT sign is not provided in passageway for emergency exit.		
CBC: 1011		
Other: ADA 216.4.1, ADA 703.4.1		
Replace or modify door threshold		\$125
Notes: Threshold has a vertical change of 6" (1/4" max, up to 1/2" with a bevel).		
CBC: 11B-404.2.5		
Other: ADA 404.2.5		
8 - 5	Door/Gate	Category: 2
Provide or modify door kickplate		\$225
Notes: A smooth and uninterrupted kick plate surface is not provided.		
CBC: 11B-404.2.10		
Other: ADA 404.2.10		
8 - 6	Door/Gate	Category: 2
Provide or modify door kickplate		\$225
Notes: Kick plate is 9.5" above the finish floor (10" min).		
CBC: 11B-404.2.10		
Other: ADA 404.2.10		
18 - 1	Room	Category: 2
Reposition controls and outlets		\$200
Notes: The light switch is located 56" AFF (15" min to 48" max).		
CBC: 11B-308.2		
Other: ADA 308.2, ADA 308.2.1		

## Cupertino ADA

Portal Park

Building		
19 - 1	Multiple User Restroom	Category: 2
<b>Provide or replace compartment door hardware</b>		<b>\$175</b>
Notes: Compartment door is not self closing (compartment door must have U-shaped handles both inside and outside of the door and be self-closing).		
CBC: 11B-604.8.1.2		
Other: ADA 604.8.1.2		
<b>Replace or reposition dispenser</b>		<b>\$250</b>
Notes: Height of soap dispenser is 41" AFF and the paper towel dispenser is 44" AFF (40" max).		
CBC: 11B-603.5		
Other: -		
<b>Modify lavatory or counter clearances</b>		<b>\$1,500</b>
Notes: Knee space measured at 8" deep from the centerline of the lavatory is 26" AFF (27" min). Clear space beneath the lavatory apron is 28" (29" min).		
CBC: 11B-306.3.3		
Other: ADA 306.3, ADA 306.3.3		
<b>Install restroom sign</b>		<b>\$250</b>
Notes: Federal sign not provided.		
CBC: -		
Other: ADA 703		
<b>Modify stall partitions</b>		<b>\$500</b>
Notes: Water closet compartment is 59.5" wide (60" min).		
CBC: 11B-604.8.1.1		
Other: ADA 604.3.1		
<b>Replace or modify grab bars</b>		<b>\$300</b>
Notes: Toilet seat cover dispenser is 10" above the grab bar (12" min clear space above grab bar).		
CBC: 11B-609.3		
Other: ADA 609.3		

## Cupertino ADA

### Portal Park

Building		
19 - 2	Multiple User Restroom	Category: 2
<b>Reposition toilet flush controls</b>		<b>\$750</b>
Notes: Flush control is not located on the wide side of the water closet (flush control located on the open side of the fixture).		
CBC: 11B-604.6		
Other: ADA 604.6		
<b>Provide or replace compartment door hardware</b>		<b>\$175</b>
Notes: Compartment door is not self closing (compartment door must have U-shaped handles both inside and outside of the door and be self-closing).		
CBC: 11B-604.8.1.2		
Other: ADA 604.8.1.2		
<b>Replace or reposition dispenser</b>		<b>\$375</b>
Notes: Height of soap dispenser is 43.5" AFF (40" max). Height of paper towel dispenser is 44" AFF (40" max). Toilet paper is located 48" AFF (40" max) and the centerline is 11" in front of the water closet (7" min to 9" max).		
CBC: 11B-603.5, 11B-604.7		
Other: ADA 604.7		
<b>Modify lavatory or counter clearances</b>		<b>\$1,500</b>
Notes: Knee space measured at 8" deep from the centerline of the lavatory is 25.5" AFF (27" min). Clear space beneath the lavatory apron is 27.75" (29" min).		
CBC: 11B-306.3.3		
Other: ADA 306.3, ADA 306.3.3		
<b>Install restroom sign</b>		<b>\$250</b>
Notes: Federal required sign is not provided.		
CBC: -		
Other: ADA 703		
<b>Remove overhanging or protruding objects</b>		<b>\$125</b>
Notes: Paper towel dispenser protrudes 9.25" from the wall at 50.5" AFF (objects may protrude no more than 4" where the lower edge is between 27" and 80" AFF).		
CBC: 11B-307.2		
Other: ADA 307.2		
<b>Replace or modify grab bars</b>		<b>\$300</b>
Notes: Toilet seat cover dispenser is located 7.5" above the grab bar (12" min clear space above grab bar).		
CBC: 11B-609.3		
Other: ADA 609.3		

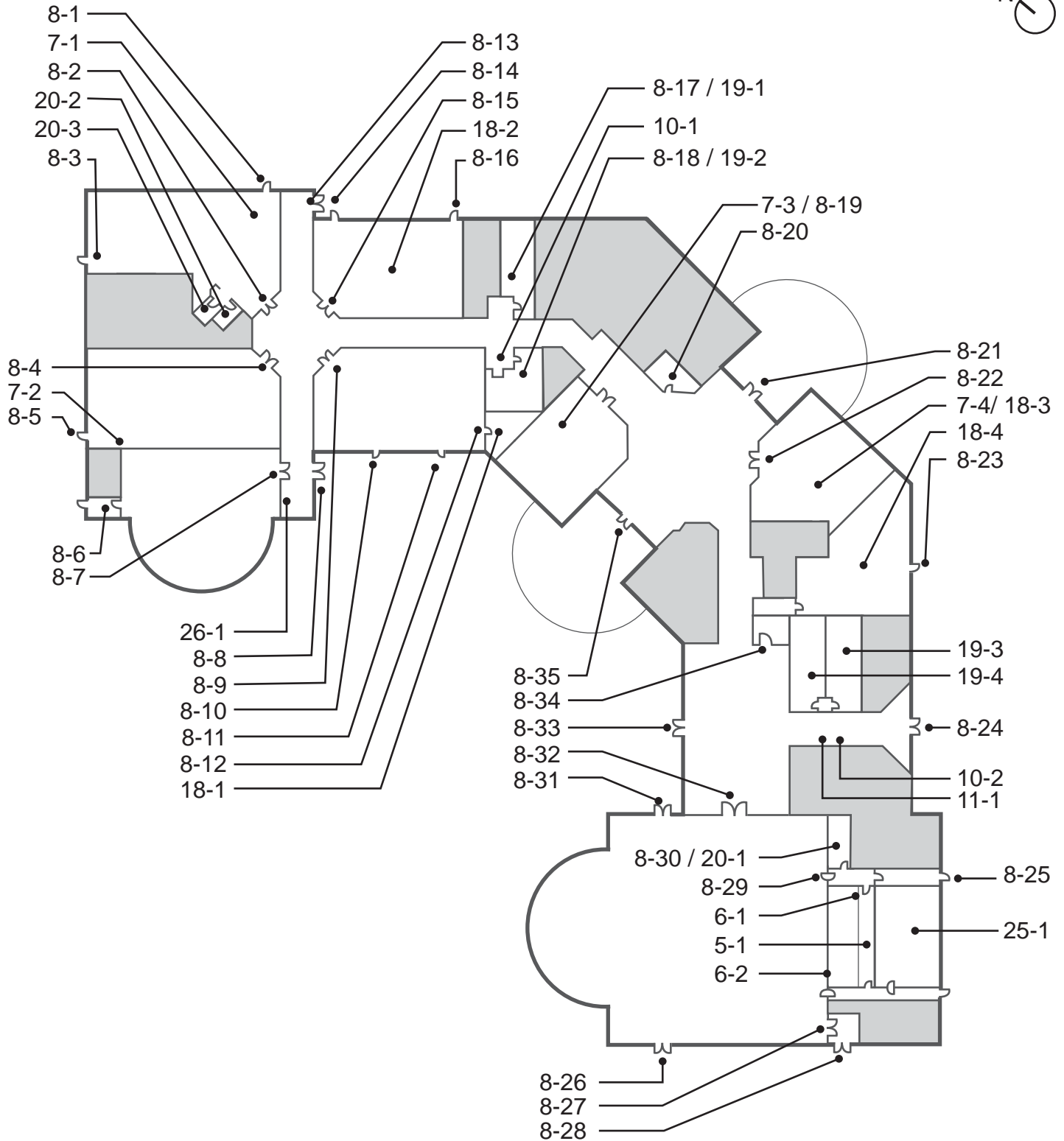


## Cupertino ADA

### Portal Park

Building		
<b>33 - 1</b>	<b>Outdoor Constructed Features</b>	Category: 2
<b>Increase or provide clear floor area</b>		<b>\$700</b>
Notes: A clear floor space is not provided adjacent to the bench (36" by 48" min).		
CBC: -		
Other: AGODA 1011.2.1		
<b>Provide an accessible path of travel</b>		<b>\$360</b>
Notes: An accessible route to the fixed bench is not provided. Route is 9 linear feet over sand.		
CBC: -		
Other: AGODA 1011.2.1		
<b>35 - 1</b>	<b>Other</b>	Category: 2
<b>Provide an accessible path of travel</b>		<b>\$40</b>
Notes: An accessible route is not provided to sunken plaza due to 4" of 31% running slope (5.0 max).		
CBC: 11B-206.2		
Other: ADA 206.2		

Quinlan Community Center Building  
10350 Torre Ave  
Cupertino, CA



**Cupertino ADA**

Quinlan Community Center

<b>Building</b>		
<b>5 - 1</b>	<b>Ramp</b>	Category: 2
<b>Provide a level landing</b>		<b>\$0</b>
Notes: Top landing is 43.75" wide (60" min). The bottom landing is 40" and overlaps the clear floor space of the door (72" min).		
CBC: 11B-405.7		
Other: ADA 405.7		
<b>6 - 1</b>	<b>Stairway</b>	Category: 4
<b>Install tread striping</b>		<b>\$30</b>
Notes: No tread striping provided on two risers.		
CBC: 11B-504.4.1		
Other: -		
<b>Install a handrail</b>		<b>\$125</b>
Notes: A sloped extension of 20" is provided at the bottom of the handrail (one tread-width min sloped and an additional 12" parallel).		
CBC: 11B-505.10.3		
Other: ADA 505.10.3		
<b>Repair stair nosing</b>		<b>\$250</b>
Notes: Tread nosing overhangs riser horizontally at 90 degrees (30 degrees max) at a depth of .5" (rounded with a radius of 1/2" max).		
CBC: 11B-504.5		
Other: ADA 504.5		
<b>Raise or lower existing handrail</b>		<b>\$100</b>
Notes: Handrail top surface is mounted 30.5"-33.25" above the stair nosing (34" min to 38" max).		
CBC: 11B-505.4		
Other: ADA 505.4		

**Cupertino ADA**  
Quinlan Community Center

<b>Building</b>		
<b>6 - 2</b>	<b>Stairway</b>	Category: 4
<b>Install tread striping</b>		<b>\$30</b>
Notes: No tread striping provided on two risers.		
CBC: 11B-504.4.1		
Other: -		
<b>Install a handrail</b>		<b>\$125</b>
Notes: A parallel extension is not provided at the top of the handrail (12" min). Bottom extension fans out to the side and does not run with the path of travel.		
CBC: 11B-505.10.2, 11B-505.10.3		
Other: ADA 505.10.2, ADA 505.10.3		
<b>Raise or lower existing handrail</b>		<b>\$100</b>
Notes: Handrail top surface is mounted 30.5"-33" above the stair nosing (34" min to 38" max).		
CBC: 11B-505.4		
Other: ADA 505.4		
<b>Repair stair nosing</b>		<b>\$125</b>
Notes: Tread nosing overhangs riser horizontally at 90 degrees (30 degrees max) at a depth of .5" (rounded with a radius of 1/2" max).		
CBC: 11B-504.5		
Other: ADA 504.5		
<b>7 - 1</b>	<b>Hazard</b>	Category: 2
<b>Remove overhanging or protruding objects</b>		<b>\$0</b>
Notes: Clothes line is mounted between walls at 65" AFF (80" min).		
CBC: 11B-307.4		
Other: ADA 307.4		
<b>7 - 2</b>	<b>Hazard</b>	Category: 2
<b>Remove overhanging or protruding objects</b>		<b>\$125</b>
Notes: Stereo protrudes 16" from wall at 32.75" AFF (protrusion more than 4" must be mounted below 27" or above 80").		
CBC: 11B-307.2		
Other: ADA 307.2		
<b>7 - 3</b>	<b>Hazard</b>	Category: 2
<b>Remove overhanging or protruding objects</b>		<b>\$125</b>
Notes: Screen cover protrudes 5" from wall at 35.75" AFF (protrusion more than 4" must be mounted below 27" or above 80").		
CBC: 11B-307.2		
Other: ADA 307.2		

## Cupertino ADA

Quinlan Community Center

Building		
<b>7 - 4</b>	<b>Hazard</b>	Category: 3
<b>Remove overhanging or protruding objects</b>		<b>\$125</b>
Notes: Street sign display protrudes 7" from the support at 57" AFF and 59" AFF (protrusion more than 4" must be mounted below 27" or above 80").		
CBC: 11B-307.4		
Other: ADA 307.4		
<b>8 - 1</b>	<b>Door/Gate</b>	Category: 1
<b>Adjust door closer</b>		<b>\$125</b>
Notes: The door opening force is 10 lbs (5 lbs max).		
CBC: 11B-404.2.9		
Other: ADA 404.2.9		
<b>Install or modify sign</b>		<b>\$250</b>
Notes: A tactile and Braille EXIT sign is not provided in passageway for emergency exit.		
CBC: 1011		
Other: ADA 216.4.1, ADA 703.4.1		
<b>8 - 2</b>	<b>Door/Gate</b>	Category: 2
<b>Adjust door closer</b>		<b>\$125</b>
Notes: Double door opening force is 15 lbs and 8 lbs (5 lbs max).		
CBC: 11B-404.2.9		
Other: ADA 404.2.9		
<b>Provide or modify door kickplate</b>		<b>\$225</b>
Notes: A smooth and uninterrupted kick plate surface is not provided. Panic hardware is located in the 10" space above the finished floor.		
CBC: 11B-404.2.10		
Other: ADA 404.2.10		
<b>Install or modify sign</b>		<b>\$250</b>
Notes: A tactile and Braille permanent room sign is not provided.		
CBC: 11B-216.2		
Other: ADA 216.2		
<b>8 - 3</b>	<b>Door/Gate</b>	Category: 1
<b>Adjust door closer</b>		<b>\$125</b>
Notes: The door opening force is 7 lbs (5 lbs max).		
CBC: 11B-404.2.9		
Other: ADA 404.2.9		
<b>Install or modify sign</b>		<b>\$250</b>
Notes: A tactile and Braille EXIT sign is not provided in passageway for emergency exit.		
CBC: 1011		
Other: ADA 216.4.1, ADA 703.4.1		

**Cupertino ADA**  
Quinlan Community Center

<b>Building</b>		
<b>8 - 4</b>	<b>Door/Gate</b>	Category: 2
<b>Adjust door closer</b>		<b>\$125</b>
Notes: The door opening force is 13 lbs (5 lbs max).		
CBC: 11B-404.2.9		
Other: ADA 404.2.9		
<b>Install or modify sign</b>		<b>\$250</b>
Notes: A tactile and Braille permanent room sign is not provided.		
CBC: 11B-216.2		
Other: ADA 216.2		
<b>8 - 5</b>	<b>Door/Gate</b>	Category: 1
<b>Provide or modify door kickplate</b>		<b>\$225</b>
Notes: A smooth and uninterrupted kick plate surface is not provided.		
CBC: 11B-404.2.10		
Other: ADA 404.2.10		
<b>8 - 6</b>	<b>Door/Gate</b>	Category: 1
<b>Adjust door closer</b>		<b>\$125</b>
Notes: Double door opening force is 7 lbs and 7 lbs (5 lbs max).		
CBC: 11B-404.2.9		
Other: ADA 404.2.9		
<b>Install or modify sign</b>		<b>\$250</b>
Notes: A tactile and Braille permanent room sign is not provided.		
CBC: 11B-216.2		
Other: ADA 216.2		
<b>Provide or modify door kickplate</b>		<b>\$225</b>
Notes: A smooth and uninterrupted kick plate surface is not provided. Panic hardware is located in the 10" space above the finished floor.		
CBC: 11B-404.2.10		
Other: ADA 404.2.10		
<b>Replace or modify door threshold</b>		<b>\$125</b>
Notes: 1" square hole, 1" deep in the door threshold (1/2" max).		
CBC: 11B-404.2.5		
Other: ADA 404.2.5		

**Cupertino ADA**  
Quinlan Community Center

<b>Building</b>		
<b>8 - 7</b>	<b>Door/Gate</b>	<b>Category: 2</b>
<b>Adjust door closer</b>		<b>\$125</b>
Notes: Doors in sequence. The outside door opening force is 7 lbs (5 lbs max).		
CBC: 11B-404.2.9		
Other: ADA 404.2.9		
<b>Install or modify sign</b>		<b>\$250</b>
Notes: A tactile and Braille EXIT sign is not provided in passageway for emergency exit.		
CBC: 1011		
Other: ADA 216.4.1, ADA 703.4.1		
<b>Provide strike edge clearance</b>		<b>\$0</b>
Notes: Front approach strike-edge clearance on the pull side of the door is 2" due to movable trash cans (18" min). Front approach strike-edge clearance on the pull side of the inside door is 9" due to movable podium (18" min). Front approach strike-edge clearance on the push side of the door is 2" due to movable white board (18" min).		
CBC: 11B-404.2.4.1		
Other: ADA 404.2.4.1		
<b>8 - 8</b>	<b>Door/Gate</b>	<b>Category: 1</b>
<b>Adjust door closer</b>		<b>\$125</b>
Notes: Double door opening force is 11 lbs and 16 lbs (5 lbs max).		
CBC: 11B-404.2.9		
Other: ADA 404.2.9		
<b>Install or modify sign</b>		<b>\$250</b>
Notes: A tactile and Braille EXIT sign is not provided in passageway for emergency exit.		
CBC: 1011		
Other: ADA 216.4.1, ADA 703.4.1		
<b>Increase maneuvering space</b>		<b>\$1,000</b>
Notes: The clear floor space on the swing side of the door has a slope of 3.7% (2% max).		
CBC: 11B-404.2.4.1		
Other: ADA 404.2.4.2		

## Cupertino ADA

Quinlan Community Center

Building		
8 - 9	Door/Gate	Category: 2
<b>Adjust door closer</b>		<b>\$125</b>
Notes: Double door opening force is 7 lbs and 7 lbs (5 lbs max).		
CBC: 11B-404.2.9		
Other: ADA 404.2.9		
<b>Provide or modify door kickplate</b>		<b>\$225</b>
Notes: A smooth and uninterrupted kick plate surface is not provided. Panic hardware is located in the 10" space above the finished floor.		
CBC: 11B-404.2.10		
Other: ADA 404.2.10		
<b>Replace or modify door threshold</b>		<b>\$125</b>
Notes: 1" square hole , 1" deep in the door threshold (1/2" max).		
CBC: 11B-404.2.5		
Other: ADA 404.2.5		
<b>Install or modify sign</b>		<b>\$500</b>
Notes: A tactile and Braille permanent room sign is not provided. A tactile and Braille EXIT sign is not provided for emergency exit.		
CBC: 1011, 11B-216.2		
Other: ADA 216.2, ADA 216.4.1, ADA 703.4.1		
8 - 10	Door/Gate	Category: 1
<b>Adjust door closer</b>		<b>\$125</b>
Notes: The door opening force is 13 lbs (5 lbs max).		
CBC: 11B-404.2.9		
Other: ADA 404.2.9		
<b>Replace or modify door threshold</b>		<b>\$125</b>
Notes: Threshold has a vertical change of 3/4" (1/4" max, up to 1/2" with a bevel).		
CBC: 11B-404.2.5		
Other: ADA 404.2.5		



**Cupertino ADA**  
Quinlan Community Center

<b>Building</b>	
<b>8 - 11</b>	<b>Door/Gate</b> Category: 1
<b>Adjust door closer</b>	\$125
Notes: The door opening force 8 lbs (5 lbs max).	
CBC: 11B-404.2.9	
Other: ADA 404.2.9	
<b>Install or modify sign</b>	\$250
Notes: A tactile and Braille EXIT sign is not provided in passageway for emergency exit.	
CBC: 1011	
Other: ADA 216.4.1, ADA 703.4.1	
<b>Replace or modify door threshold</b>	\$125
Notes: Threshold has a vertical change of 3/4" (1/4" max, up to 1/2" with a bevel).	
CBC: 11B-404.2.5	
Other: ADA 404.2.5	
<b>8 - 12</b>	<b>Door/Gate</b> Category: 2
<b>Adjust door closer</b>	\$125
Notes: The door opening force is 11 lbs (5 lbs max).	
CBC: 11B-404.2.9	
Other: ADA 404.2.9	
<b>Replace or modify door threshold</b>	\$125
Notes: Bevel threshold has a vertical change of 1" (1/4" max, up to 1/2" with a bevel).	
CBC: 11B-404.2.5	
Other: ADA 404.2.5	
<b>8 - 13</b>	<b>Door/Gate</b> Category: 1
<b>Adjust door closer</b>	\$125
Notes: Double door opening force is 11 lbs and 10 lbs (5 lbs max).	
CBC: 11B-404.2.9	
Other: ADA 404.2.9	
<b>Install or modify sign</b>	\$250
Notes: A tactile and Braille EXIT sign is not provided in passageway for emergency exit.	
CBC: 1011	
Other: ADA 216.4.1, ADA 703.4.1	
<b>Increase maneuvering space</b>	\$1,000
Notes: The clear floor space on the swing side of the door has a slope of 3.5% (2% max).	
CBC: 11B-404.2.4.1	
Other: ADA 404.2.4.2	

**Cupertino ADA**  
Quinlan Community Center

<b>Building</b>		
<b>8 - 14</b>	<b>Door/Gate</b>	Category: 1
<b>Adjust door closer</b>		<b>\$125</b>
Notes: The door opening force is 10 lbs (5 lbs max).		
CBC: 11B-404.2.9		
Other: ADA 404.2.9		
<b>Increase maneuvering space</b>		<b>\$1,000</b>
Notes: The clear floor space on the swing side of the door has a slope of 3.6% (2% max).		
CBC: 11B-404.2.4.1		
Other: ADA 404.2.4.2		
<b>8 - 15</b>	<b>Door/Gate</b>	Category: 2
<b>Adjust door closer</b>		<b>\$125</b>
Notes: Double door opening force is 7 lbs and 7 lbs (5 lbs max).		
CBC: 11B-404.2.9		
Other: ADA 404.2.9		
<b>Install or modify sign</b>		<b>\$250</b>
Notes: A tactile and Braille permanent room sign is not provided.		
CBC: 11B-216.2		
Other: ADA 216.2		
<b>Provide or modify door kickplate</b>		<b>\$225</b>
Notes: A smooth and uninterrupted kick plate surface is not provided. Panic hardware is located in the 10" space above the finished floor.		
CBC: 11B-404.2.10		
Other: ADA 404.2.10		
<b>Replace or modify door threshold</b>		<b>\$125</b>
Notes: 1" square hole, 1" deep in the door threshold (1/2" max).		
CBC: 11B-404.2.5		
Other: ADA 404.2.5		

**Cupertino ADA**  
Quinlan Community Center

<b>Building</b>		
<b>8 - 16</b>	<b>Door/Gate</b>	Category: 1
<b>Adjust door closer</b>		\$125
Notes: The door opening force is 7 lbs (5 lbs max).		
CBC: 11B-404.2.9		
Other: ADA 404.2.9		
<b>Install or modify sign</b>		\$250
Notes: A tactile and Braille EXIT sign is not provided in passageway for emergency exit.		
CBC: 1011		
Other: ADA 216.4.1, ADA 703.4.1		
<b>Increase maneuvering space</b>		\$1,000
Notes: The clear floor space on the swing side of the door has a slope of 3.5% (2% max).		
CBC: 11B-404.2.4.1		
Other: ADA 404.2.4.2		
<b>8 - 17</b>	<b>Door/Gate</b>	Category: 2
<b>Adjust door closer</b>		\$125
Notes: The door opening force is 9 lbs (5 lbs max).		
CBC: 11B-404.2.9		
Other: ADA 404.2.9		
<b>Provide strike edge clearance</b>		\$2,500
Notes: Front approach strike-edge clearance on the pull side of the door is 5.5" (18" min).		
CBC: 11B-404.2.4.1		
Other: ADA 404.2.4.1		
<b>8 - 18</b>	<b>Door/Gate</b>	Category: 2
<b>Adjust door closer</b>		\$125
Notes: The door opening force is 12 lbs (5 lbs max).		
CBC: 11B-404.2.9		
Other: ADA 404.2.9		
<b>8 - 19</b>	<b>Door/Gate</b>	Category: 2
<b>Adjust door closer</b>		\$125
Notes: Double door opening force is 7 lbs on one side the second side does not open (5 lbs max).		
CBC: 11B-404.2.9		
Other: ADA 404.2.9		

**Cupertino ADA**  
Quinlan Community Center

<b>Building</b>		
<b>8 - 20</b>	<b>Door/Gate</b>	Category: 2
<b>Adjust door closer</b>		\$0
Notes: The door opening force is 9 lbs (5 lbs max). (The door can be opened automatically from inside of the office).		
CBC: 11B-404.2.9		
Other: ADA 404.2.9		
<b>Install or modify sign</b>		\$250
Notes: A tactile and Braille permanent room sign is not provided.		
CBC: 11B-216.2		
Other: ADA 216.2		
<b>8 - 21</b>	<b>Door/Gate</b>	Category: 1
<b>Increase maneuvering space</b>		\$1,000
Notes: The clear floor space on the swing side of the door has a slope of 3% (2% max).		
CBC: 11B-404.2.4.1		
Other: ADA 404.2.4.2		
<b>8 - 22</b>	<b>Door/Gate</b>	Category: 2
<b>Install or modify sign</b>		\$250
Notes: A tactile and Braille permanent room sign is not provided.		
CBC: 1011, 11B-216.2		
Other: ADA 216.2, ADA 216.4.1, ADA 703.4.1		
<b>Provide or modify door kickplate</b>		\$0
Notes: A smooth and uninterrupted kick plate surface is not provided. Door stop is located in the 10" space above the finished floor. Door remains open during business hours.		
CBC: 11B-404.2.10		
Other: ADA 404.2.10		
<b>8 - 23</b>	<b>Door/Gate</b>	Category: 1
<b>Adjust door closer</b>		\$125
Notes: The door opening force is 10 lbs (5 lbs max).		
CBC: 11B-404.2.9		
Other: ADA 404.2.9		
<b>Increase maneuvering space</b>		\$1,000
Notes: The clear floor space on the swing side of the door has a slope of 2.4% (2% max).		
CBC: 11B-404.2.4.1		
Other: ADA 404.2.4.2		

## Cupertino ADA

Quinlan Community Center

Building	
8 - 24	Door/Gate
Category: 1	
<b>Adjust door closer</b>	\$125
Notes: Double door opening force is 10 lbs and 11 lbs (5 lbs max).	
CBC: 11B-404.2.9	
Other: ADA 404.2.9	
<b>Install or modify sign</b>	\$250
Notes: A tactile and Braille EXIT sign is not provided in passageway for emergency exit.	
CBC: 1011	
Other: ADA 216.4.1, ADA 703.4.1	
<b>Increase maneuvering space</b>	\$1,000
Notes: The clear floor space on the swing side of the door has a slope of 2.4% (2% max).	
CBC: 11B-404.2.4.1	
Other: ADA 404.2.4.2	
<b>Replace or modify door threshold</b>	\$125
Notes: Bevel threshold has a vertical change of 3/4" (1/4" max, up to 1/2" with a bevel).	
CBC: 11B-404.2.5	
Other: ADA 404.2.5	

**Cupertino ADA**  
Quinlan Community Center

<b>Building</b>		
<b>8 - 25</b>	<b>Door/Gate</b>	<b>Category: 1</b>
<b>Adjust door closer</b>		<b>\$125</b>
Notes: The door opening force is 6 lbs (5 lbs max).		
CBC: 11B-404.2.9		
Other: ADA 404.2.9		
<b>Install or modify sign</b>		<b>\$250</b>
Notes: A tactile and Braille EXIT sign is not provided in passageway for emergency exit.		
CBC: 1011		
Other: ADA 216.4.1, ADA 703.4.1		
<b>Provide or modify door kickplate</b>		<b>\$225</b>
Notes: A smooth and uninterrupted kick plate surface is not provided. Door stop is located in the 10" space above the finished floor.		
CBC: 11B-404.2.10		
Other: ADA 404.2.10		
<b>Provide strike edge clearance</b>		<b>\$2,500</b>
Notes: Front approach strike-edge clearance on the pull side of the door is 17.5" with an 8" offset (18" min).		
CBC: 11B-404.2.4.1		
Other: ADA 404.2.4.1		
<b>Increase maneuvering space</b>		<b>\$1,000</b>
Notes: Slope on clear floor space at the pull side of the door is 4.1% (2% max).		
CBC: 11B-404.2.4.1		
Other: ADA 404.2.4.2		
<b>8 - 26</b>	<b>Door/Gate</b>	<b>Category: 1</b>
<b>Adjust door closer</b>		<b>\$125</b>
Notes: Double door opening force is 15 lbs and 12 lbs (5 lbs max).		
CBC: 11B-404.2.9		
Other: ADA 404.2.9		
<b>Install or modify sign</b>		<b>\$250</b>
Notes: A tactile and Braille EXIT sign is not provided in passageway for emergency exit.		
CBC: 1011		
Other: ADA 216.4.1, ADA 703.4.1		
<b>Increase maneuvering space</b>		<b>\$1,000</b>
Notes: The clear floor space on the swing side of the door has a slope of 2.7% (2% max).		
CBC: 11B-404.2.4.1		
Other: ADA 404.2.4.2		

**Cupertino ADA**  
Quinlan Community Center

<b>Building</b>	
<b>8 - 27</b>	<b>Door/Gate</b> Category: 1
<b>Adjust door closer</b>	\$125
Notes: Double door opening force is 10 lbs and 12 lbs (5 lbs max).	
CBC: 11B-404.2.9	
Other: ADA 404.2.9	
<b>Install or modify sign</b>	\$250
Notes: A tactile and Braille EXIT sign is not provided in passageway for emergency exit.	
CBC: 1011	
Other: ADA 216.4.1, ADA 703.4.1	
<b>Provide or modify door kickplate</b>	\$225
Notes: A smooth and uninterrupted kick plate surface is not provided. Panic hardware is located in the 10" space above the finished floor.	
CBC: 11B-404.2.10	
Other: ADA 404.2.10	
<b>8 - 28</b>	<b>Door/Gate</b> Category: 1
<b>Adjust door closer</b>	\$125
Notes: Double door opening force is 10 lbs and 12 lbs (5 lbs max).	
CBC: 11B-404.2.9	
Other: ADA 404.2.9	
<b>Install or modify sign</b>	\$250
Notes: A tactile and Braille EXIT sign is not provided in passageway for emergency exit.	
CBC: 1011	
Other: ADA 216.4.1, ADA 703.4.1	
<b>Replace or modify door threshold</b>	\$125
Notes: 1" square hole, 1" deep in the door threshold (1/2" max).	
CBC: 11B-404.2.5	
Other: ADA 404.2.5	
<b>8 - 29</b>	<b>Door/Gate</b> Category: 2
<b>Provide or modify door kickplate</b>	\$225
Notes: A smooth and uninterrupted kick plate surface is not provided. Door stop is located in the 10" space above the finished floor.	
CBC: 11B-404.2.10	
Other: ADA 404.2.10	
<b>8 - 30</b>	<b>Door/Gate</b> Category: 2
<b>Adjust door closer</b>	\$125
Notes: The door opening force is 12 lbs (5 lbs max).	
CBC: 11B-404.2.9	
Other: ADA 404.2.9	

**Cupertino ADA**  
Quinlan Community Center

<b>Building</b>		
<b>8 - 31</b>	<b>Door/Gate</b>	Category: 1
<b>Adjust door closer</b>		\$125
Notes: Double door opening force is 17 lbs and 12 lbs (5 lbs max). (Initial stick).		
CBC: 11B-404.2.9		
Other: ADA 404.2.9		
<b>Install or modify sign</b>		\$250
Notes: A tactile and Braille EXIT sign is not provided in passageway for emergency exit.		
CBC: 1011		
Other: ADA 216.4.1, ADA 703.4.1		
<b>Increase maneuvering space</b>		\$1,000
Notes: The clear floor space on the swing side of the door has a slope of 2.6% (2% max).		
CBC: 11B-404.2.4.1		
Other: ADA 404.2.4.2		
<b>8 - 32</b>	<b>Door/Gate</b>	Category: 2
<b>Adjust door closer</b>		\$125
Notes: Double door opening force is 8 lbs and 10 lbs (5 lbs max).		
CBC: 11B-404.2.9		
Other: ADA 404.2.9		
<b>Install or modify sign</b>		\$250
Notes: A tactile and Braille EXIT sign is not provided in passageway for emergency exit.		
CBC: 1011		
Other: ADA 216.4.1, ADA 703.4.1		
<b>Install or modify sign</b>		\$250
Notes: A tactile and Braille permanent room sign is not provided.		
CBC: 11B-216.2		
Other: ADA 216.2		
<b>8 - 33</b>	<b>Door/Gate</b>	Category: 1
<b>Adjust door closer</b>		\$125
Notes: Double door opening force is 7 lbs and 12 lbs (5 lbs max).		
CBC: 11B-404.2.9		
Other: ADA 404.2.9		
<b>Install or modify sign</b>		\$250
Notes: A tactile and Braille EXIT sign is not provided in passageway for emergency exit.		
CBC: 1011		
Other: ADA 216.4.1, ADA 703.4.1		



**Cupertino ADA**  
Quinlan Community Center

<b>Building</b>		
<b>8 - 34</b>	<b>Door/Gate</b>	Category: 2
<b>Adjust door closer</b>		<b>\$125</b>
Notes: The door opening force is 10lbs (5 lbs max).		
CBC: 11B-404.2.9		
Other: ADA 404.2.9		
<b>Install or modify sign</b>		<b>\$250</b>
Notes: A tactile and Braille permanent room sign is not provided.		
CBC: 11B-216.2		
Other: ADA 216.2		
<b>Provide or modify door kickplate</b>		<b>\$225</b>
Notes: A smooth and uninterrupted kick plate surface is not provided. Door stop is located in the 10" space above the finished floor.		
CBC: 11B-404.2.10		
Other: ADA 404.2.10		
<b>Provide strike edge clearance</b>		<b>\$2,500</b>
Notes: Front approach strike-edge clearance on the pull side of the door has a slope of 10.5" (18" min).		
CBC: 11B-404.2.4.1		
Other: ADA 404.2.4.1		
<b>8 - 35</b>	<b>Door/Gate</b>	Category: 1
<b>Adjust door closer</b>		<b>\$125</b>
Notes: Double door opening force is 12 lbs and 11 lbs (5 lbs max).		
CBC: 11B-404.2.9		
Other: ADA 404.2.9		
<b>Increase maneuvering space</b>		<b>\$1,000</b>
Notes: The clear floor space on the swing side of the door has a slope of 3% (2% max).		
CBC: 11B-404.2.4.1		
Other: ADA 404.2.4.2		
<b>10 - 1</b>	<b>Drinking Fountain</b>	Category: 3
<b>Install an additional high or low fountain</b>		<b>\$3,000</b>
Notes: A standing person drinking fountain is not provided.		
CBC: 11B-211.2		
Other: ADA 211.2		

## Cupertino ADA

Quinlan Community Center

Building		
<b>10 - 2</b>	<b>Drinking Fountain</b>	Category: 3
<b>Install an additional high or low fountain</b>		\$3,000
Notes: Bubbler height is 34" AFF. A standing person water fountain is not provided (38" min to 43" max).		
CBC: 11B-211.2		
Other: ADA 211.2		
<b>11 - 1</b>	<b>Telephone</b>	Category: 3
<b>Provide TTY phone</b>		\$1,500
Notes: Text telephone is not provided.		
CBC: 11B-704.4		
Other: ADA 704.4		
<b>Provide new phone equipment</b>		\$0
Notes: Volume control are not provided.		
CBC: 11B-217.3, 11B-704.3		
Other: ADA 217.3		
<b>Reposition phone equipment</b>		\$500
Notes: Coin slot is 54" AFF (48" max).		
CBC: 11B-308.3		
Other: ADA 308.3, ADA 308.3.1, ADA 308.3.2		
<b>18 - 1</b>	<b>Room</b>	Category: 4
<b>Provide clear floor or turning space</b>		\$0
Notes: A turning area of 60" is not provided. Turning space is blocked by mats.		
CBC: 11B-304.3		
Other: ADA 304.3, ADA 304.3.2, ADA 306.3		
<b>18 - 2</b>	<b>Room</b>	Category: 2
<b>Provide accessible sink</b>		\$3,000
Notes: Sink is 8.5" deep (6.5" max depth).		
CBC: 11B-606.7		
Other: -		
<b>18 - 3</b>	<b>Room</b>	Category: 2
<b>Provide an accessible room element</b>		\$250
Notes: The doll house exhibit is located 57" AFF (48" max).		
CBC: 11B-308.2		
Other: ADA 308.2, ADA 308.2.1		

**Cupertino ADA**  
Quinlan Community Center

Building	
18 - 4	Room
Category: 2	
<b>Adjust shelving, storage, or work space</b>	
\$125	
Notes: The locked storage unit is located 56.25" AFF (15" min to 48" max).	
CBC: 11B-308.3	
Other: ADA 308.3, ADA 308.3.1, ADA 308.3.2	

**Cupertino ADA**

Quinlan Community Center

<b>Building</b>	
<b>19 - 1 Multiple User Restroom</b>	Category: 2
<b>Install restroom sign</b>	<b>\$250</b>
Notes: Federal sign is not provided on the men's restroom. The state sign is centered at 65" AFF (60" AFF)	
CBC: 11B-216.8, 11B-703.7.2.6	
Other: ADA 703	
<b>Replace urinal</b>	<b>\$3,000</b>
Notes: Height of the urinal rim is 18" AFF (17" max).	
CBC: 11B-605.2	
Other: ADA 605.2	
<b>Provide or replace compartment door hardware</b>	<b>\$175</b>
Notes: Compartment door does not have handle in side the door and is not self-closing (compartment door must have U-shaped handles both inside and outside of the door and be self-closing).	
CBC: 11B-604.8.1.2	
Other: ADA 604.8.1.2	
<b>Reposition clothing hooks</b>	<b>\$125</b>
Notes: Height of coat hook is 53.5" (48" max).	
CBC: 11B-308	
Other: ADA 308	
<b>Modify stall partitions</b>	<b>\$500</b>
Notes: The water closet compartment is 58.25" wide (60" min).	
CBC: 11B-604.8.1.1	
Other: ADA 604.3.1	
<b>Replace or reposition fixtures</b>	<b>\$1,250</b>
Notes: Centerline of water closet is 19" from side wall (17" min to 18" max).	
CBC: 11B-604.2	
Other: ADA 604.2	
<b>Replace or modify grab bars</b>	<b>\$300</b>
Notes: Side grab bar extends 52.5" from the rear wall (54" min).	
CBC: 11B-604.5.1	
Other: ADA 604.5.1	

## Cupertino ADA

Quinlan Community Center

Building		
<b>19 - 1</b>	<b>Multiple User Restroom</b>	Category: 2
<b>Replace or reposition dispenser</b>		<b>\$375</b>
Notes: Toilet seat cover dispenser is located 41" AFF (40" max). Centerline of toilet paper is located 14" in front of the water closet (7" min to 9" max). Height to operating mechanism of baby changing station is 48.5" AFF (40" max). The baby changing surface is 35" AFF (28" min to 34" max).		
CBC: 11B-603.5		
Other: -		
<b>19 - 2</b>	<b>Multiple User Restroom</b>	Category: 2
<b>Install restroom sign</b>		<b>\$250</b>
Notes: Federal sign is not provided on the women's restroom. State sign is centered at 66" AFF (60" AFF)		
CBC: 11B-216.8, 11B-703.7.2.6		
Other: ADA 703		
<b>Provide or replace compartment door hardware</b>		<b>\$175</b>
Notes: Compartment door does not have handle in side the door and is not self-closing (compartment door must have U-shaped handles both inside and outside of the door and be self-closing).		
CBC: 11B-604.8.1.2		
Other: ADA 604.8.1.2		
<b>Reposition clothing hooks</b>		<b>\$125</b>
Notes: Height of coat hook is 50" (48" max).		
CBC: 11B-308		
Other: ADA 308		
<b>Replace or reposition fixtures</b>		<b>\$1,250</b>
Notes: Centerline of water closet is 18.5 from side wall (17"min to 18" max).		
CBC: 11B-604.2		
Other: ADA 604.2		
<b>Replace or modify grab bars</b>		<b>\$300</b>
Notes: Side grab bar extends 53.75" from the rear wall (54" min).		
CBC: 11B-604.5.1		
Other: ADA 604.5.1		
<b>Replace or reposition dispenser</b>		<b>\$375</b>
Notes: Toilet seat cover dispenser is located 42" AFF (40" max). Paper towels dispenser is located 51" AFF (40" max). The baby changing surface is 36" AFF (28" min to 34" max).		
CBC: 11B-603.5		
Other: -		

## Cupertino ADA

Quinlan Community Center

Building		
<b>19 - 3</b>	<b>Multiple User Restroom</b>	Category: 2
<b>Install restroom sign</b>		<b>\$250</b>
Notes: Federal sign is not provided. State sign is centered at 65.5" AFF (60" AFF)		
CBC: 11B-216.8, 11B-703.7.2.6		
Other: ADA 703		
<b>Replace or reposition dispenser</b>		<b>\$250</b>
Notes: Toilet seat cover dispenser is located 42" AFF (40" max). Centerline of toilet paper is located 14" in front of the water closet (7" min to 9" max).		
CBC: 11B-603.5, 11B-604.7		
Other: ADA 604.7		
<b>Modify lavatory or counter clearances</b>		<b>\$1,500</b>
Notes: Height of the lavatory apron is 25-5/8" AFF (29" min).		
CBC: 11B-306.3.1		
Other: -		
<b>Provide or replace compartment door hardware</b>		<b>\$175</b>
Notes: Compartment door does not have handle in side the door and is not self-closing (compartment door must have U-shaped handles both inside and outside of the door and be self-closing).		
CBC: 11B-604.8.1.2		
Other: ADA 604.8.1.2		
<b>Modify stall partitions</b>		<b>\$500</b>
Notes: The water closet compartment is 58" wide (60" min).		
CBC: 11B-604.8.1.1		
Other: ADA 604.3.1		
<b>Replace or modify grab bars</b>		<b>\$600</b>
Notes: Side grab bar extends 53.75" from the rear wall (54" min). Rear grab bar is not provided (36" min long, center at 12" and 24").		
CBC: 11B-604.5.1		
Other: ADA 604.5.1		
<b>Provide clear floor or turning space</b>		<b>\$3,000</b>
Notes: Clear space in front of the urinal is 28.5" wide with a 25" privacy shield (30" wide by 48" deep min).		
CBC: 11B-305		
Other: ADA 305.5		
<b>Replace urinal</b>		<b>\$3,000</b>
Notes: Height of the urinal rim is 17.5" AFF (17" max).		
CBC: 11B-605.2		
Other: ADA 605.2		

## Cupertino ADA

Quinlan Community Center

Building		
19 - 3	Multiple User Restroom	Category: 2
Provide or modify urinal shields		\$1,000
Notes: Urinal shields are 28.5" apart and extend 24" from the rear wall (30" min, 36" min if they extend 24 inches past the front of the urinal).		
CBC: 11B-305.7.1, 11B-605.3		
Other: ADA 305.3, ADA 305.7.1, ADA 605.3		

## Cupertino ADA

Quinlan Community Center

<b>Building</b>	
<b>19 - 4</b>	<b>Multiple User Restroom</b> <span style="float: right;">Category: 2</span>
<b>Install restroom sign</b>	<b>\$250</b>
Notes: Federal sign is not provided. State sign is centered at 66" AFF (60" AFF)	
CBC: 11B-216.8, 11B-703.7.2.6	
Other: ADA 703	
<b>Provide or replace compartment door hardware</b>	<b>\$175</b>
Notes: Compartment door does not have handles in side the door and is not self-closing (compartment door must have U-shaped handles both inside and outside of the door and be self-closing).	
CBC: 11B-604.8.1.2	
Other: ADA 604.8.1.2	
<b>Reposition clothing hooks</b>	<b>\$125</b>
Notes: Height of coat hook is 51.5" (48" max).	
CBC: 11B-308	
Other: ADA 308	
<b>Modify stall partitions</b>	<b>\$500</b>
Notes: The water closet compartment is 58.75" wide (60" min).	
CBC: 11B-604.8.1.1	
Other: ADA 604.3.1	
<b>Replace or modify grab bars</b>	<b>\$600</b>
Notes: Side grab bar extends 53.75" from the rear wall (54" min). Rear grab bar is not provided (36" min long, centered at 12" and 24").	
CBC: 11B-604.5.1	
Other: ADA 604.5.1	
<b>Replace or reposition dispenser</b>	<b>\$250</b>
Notes: Toilet seat cover dispenser is located 42" AFF (40" max). Centerline of toilet paper is located 3" in front of the water closet (7" min to 9" max).	
CBC: 11B-603.5	
Other: -	
<b>Provide an accessible lavatory</b>	<b>\$3,000</b>
Notes: Centerline of lavatory to side wall is 12.5" (18" min).	
CBC: 11B-606.6	
Other: -	
<b>Modify lavatory or counter clearances</b>	<b>\$1,500</b>
Notes: Height of the lavatory apron is 28.75" AFF (29" min).	
CBC: 11B-306.3.1	
Other: -	



**Cupertino ADA**  
Quinlan Community Center

<b>Building</b>		
<b>19 - 4</b>	<b>Multiple User Restroom</b>	Category: 2
<b>Provide an additional front transfer stall</b>		<b>\$2,500</b>
Notes: An ambulatory compartment is not provided in a restroom with 6 compartments.		
CBC: 11B-213.3.1		
Other: ADA 213.3.1, ADA 604.8.1, ADA 604.8.2		
<b>20 - 1</b>	<b>Single User Restroom</b>	Category: 2
<b>Install restroom sign</b>		<b>\$500</b>
Notes: Federal sign is not provided. State sign is not a triangle shape and is centered 65.5" AFF (60" max).		
CBC: 11B-216.8, 703.7.2.6		
Other: ADA 703		
<b>Replace or reposition mirror</b>		<b>\$150</b>
Notes: Bottom of the mirror's reflecting surface is 49" AFF (40" max).		
CBC: 11B-603.3		
Other: ADA 603.3		
<b>Replace or reposition fixtures</b>		<b>\$1,250</b>
Notes: Centerline of water closet is 18.5" from side wall (17" min to 18" max).		
CBC: 11B-604.2		
Other: ADA 604.2		
<b>Replace or modify grab bars</b>		<b>\$600</b>
Notes: Side grab bar extends 52" from the rear wall (54" min). Rear grab bar is 25.25" long (36" long min, centered at 12" and 24").		
CBC: 11B-604.5.1		
Other: ADA 604.5.1		
<b>Modify lavatory or counter clearances</b>		<b>\$1,500</b>
Notes: Height of the lavatory rim is 34.5" AFF (34" max).		
CBC: 11B-606.3		
Other: ADA 606.3		
<b>Provide an accessible lavatory</b>		<b>\$3,000</b>
Notes: Centerline of lavatory to side wall is 13" (18" min).		
CBC: 11B-606.2		
Other: -		
<b>Replace or reposition dispenser</b>		<b>\$375</b>
Notes: Soap dispenser is located 49" AFF (40" max). Toilet seat cover dispenser is 41" AFF (40" AFF max). Centerline of toilet paper is 16" in front of the water closet (7" min and 9" max).		
CBC: 11B-603.5		
Other: -		

**Cupertino ADA**

Quinlan Community Center

<b>Building</b>	
<b>20 - 2</b>	<b>Single User Restroom</b> <span style="float: right;">Category: 2</span>
<b>Replace or modify grab bars</b>	<b>\$300</b>
Notes: Rear grab bar is not provided (36" long min, extends 12" and 24" min from centerline of water closet).	
CBC: 11B-604.5.2	
Other: ADA 604.5.2	
<b>Modify stall partitions</b>	<b>\$500</b>
Notes: Clear width of water closet compartment is 59.25" (60" min).	
CBC: 11B-604.8.1.1	
Other: ADA 604.3.1, ADA 604.8.1	
<b>Replace or reposition dispenser</b>	<b>\$250</b>
Notes: Toilet seat cover dispenser is 50" AFF (40" AFF max). Centerline of toilet paper is flush with the water closet (7" min to 9" max).	
CBC: 11B-603.5, 11B-604.7	
Other: ADA 604.7	
<b>Replace or adjust water controls</b>	<b>\$500</b>
Notes: Flush control is not located on the wide side of the water closet.	
CBC: 11B-606.4	
Other: ADA 309.4, ADA 606.4	
<b>Replace or reposition fixtures</b>	<b>\$1,250</b>
Notes: Centerline of water closet is 19" from side wall (17" min to 18" max).	
CBC: 11B-604.2	
Other: ADA 604.2	
<b>Install restroom sign</b>	<b>\$500</b>
Notes: Required federal and state signs not provided.	
CBC: 11B-216.8, 703.7.2.6	
Other: ADA 703	
	<b>\$0</b>
Notes:	
CBC: -	
Other: -	

**Cupertino ADA**

Quinlan Community Center

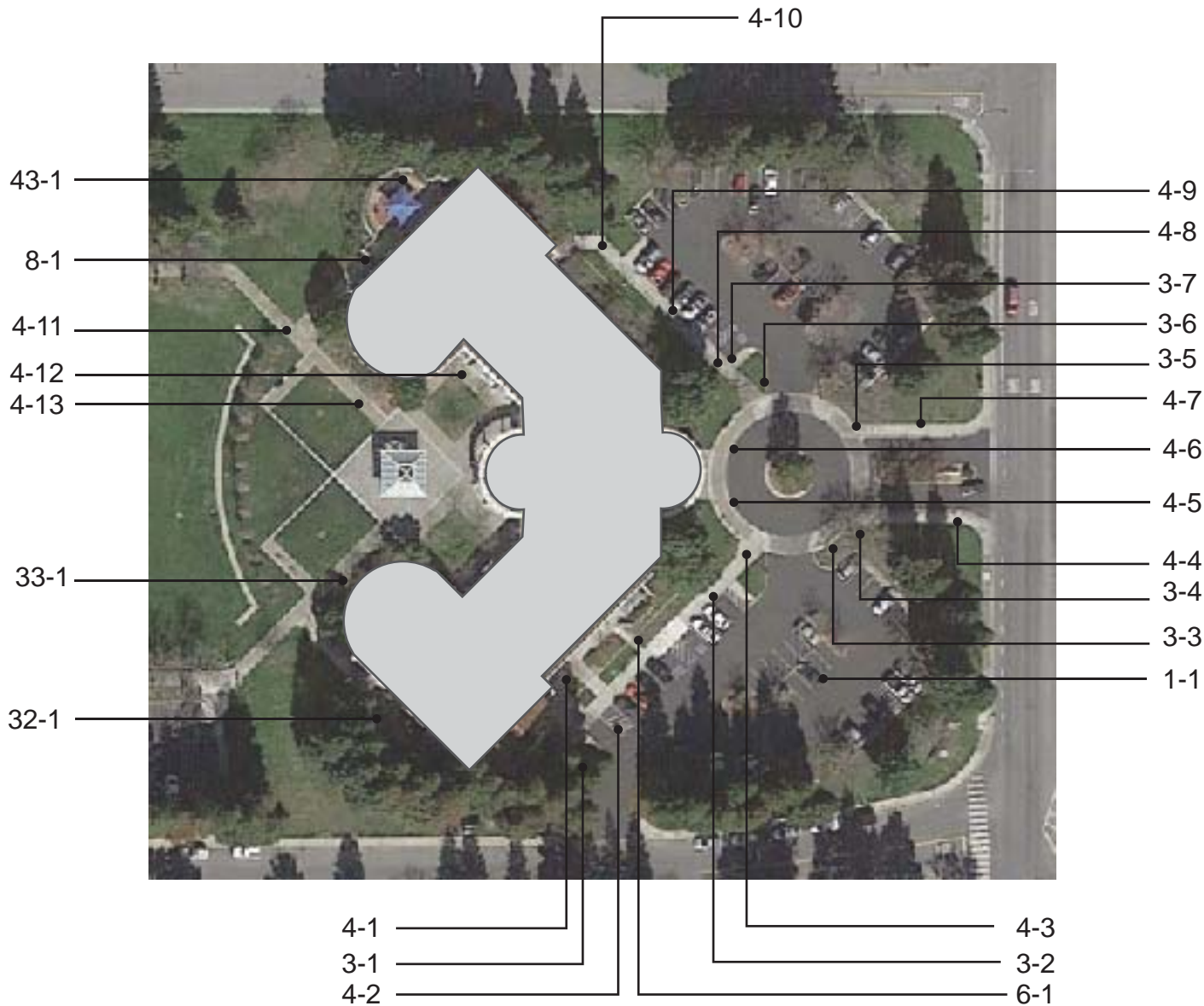
<b>Building</b>	
<b>20 - 3</b>	<b>Single User Restroom</b> <span style="float: right;">Category: 2</span>
<b>Modify grab bars</b>	<b>\$200</b>
Notes: Side grab bar extends 53.5" from the rear wall (54" min).	
CBC: 11B-604.9	
Other: ADA 604.9, ADA 609.4	
<b>Modify stall partitions</b>	<b>\$500</b>
Notes: Clear width over water closet compartment is 58" (60" min).	
CBC: 11B-604.8.1.1	
Other: ADA 604.3.1, ADA 604.8.1	
<b>Replace or reposition dispenser</b>	<b>\$125</b>
Notes: Toilet seat cover dispenser is 50" AFF (40" AFF max). Toilet paper is 23.5" from the water closet (7" min to 9" max).	
CBC: 11B-603.5	
Other: -	
<b>Replace or adjust water controls</b>	<b>\$500</b>
Notes: Flush control is not located on the wide side of the water closet.	
CBC: 11B-606.4	
Other: ADA 309.4, ADA 606.4	
<b>Replace or reposition fixtures</b>	<b>\$1,250</b>
Notes: Center line of water closet is 19" from side wall (17" min to 18" max).	
CBC: 11B-604.2	
Other: ADA 604.2	
<b>Provide clear floor or turning space</b>	<b>\$3,000</b>
Notes: A 60" min diameter turning space unobstructed from the floor to a height of 27" min is not provided.	
CBC: 11B-305.5	
Other: ADA 305.3, ADA 305.5	
<b>Install restroom sign</b>	<b>\$500</b>
Notes: Required federal and state signs not provided.	
CBC: 11B-216.8, 703.7.2.6	
Other: ADA 703	

**Cupertino ADA**

Quinlan Community Center

<b>Building</b>		
<b>25 - 1</b>	<b>Kitchen</b>	Category: 2
<b>Repair surface</b>		<b>\$250</b>
Notes: 0.75" grate openings oriented in the direction of the path of travel (1/2" max opening perpendicular to the path of travel).		
CBC: 11B-804.3.3		
Other: ADA 804.3.3		
<b>Modify counter height</b>		<b>\$1,500</b>
Notes: Height of kitchen work surface is 36-3/4" AFF (28" AFF min to 34" AFF max).		
CBC: 11B-804.3.2		
Other: ADA 804.3.2		
<b>26 - 1</b>	<b>Eating Area</b>	Category: 3
<b>Replace or modify vending machine</b>		<b>\$0</b>
Notes: Code panel on the snack vending machine is located 53.5" AFF (15" min to 48" max). The card swipe on the snack vending machine is located 49.5" AFF (15" min to 48" max).		
The coin return push button on the cold drink vending machine is located 53" AFF (15" min to 48" max). The paper money insert slot on the cold drink vending machine is located 49.5" AFF (15" min to 48" max).		
The paper money insert slot on the soda machine is located 54.5" AFF (15" min to 48" max). The coin return push button on the soda machine is located 52.5" AFF (15" min to 48" max). The card swipe in the Soda vending machine is 62.5" AFF (15" min to 48" max).		
CBC: 11B-308		
Other: ADA 308.2.1, ADA 308.3, ADA 308.3.1		

Quinlan Community Center  
10350 Torre Ave  
Cupertino, CA



**Cupertino ADA**  
Quinlan Community Center

<b>Exterior</b>		
<b>1 - 1</b>	<b>Parking Area</b>	Category: 1
<b>Provide adequate striping</b>		<b>\$100</b>
Notes: Accessible parking space is 16' long (18' min).		
CBC: 11B-502.2		
Other: ADA 502.2		
<b>Regrade accessible parking space or access aisle</b>		<b>\$1,600</b>
Notes: Slopes of parking spaces and access aisles are 3.4% to 3.2% (2.0% max).		
CBC: 11B-502.4		
Other: ADA 502.4		
<b>3 - 1</b>	<b>Curb Ramp</b>	Category: 1
<b>Provide a level landing</b>		<b>\$90</b>
Notes: The turning space at the bottom of the parallel curb ramp has a slope of 2.9% (2% max). Top landing has a slope of 2.6% (2% max).		
CBC: 11B-406.3.2		
Other: -		
<b>3 - 2</b>	<b>Curb Ramp</b>	Category: 1
<b>Provide a level landing</b>		<b>\$90</b>
Notes: Top landing has a slope of 2.8% (2% max).		
CBC: 11B-406.5.3		
Other: ADA 406.4, ADA 406.7		
<b>Install, replace or modify curb ramp</b>		<b>\$2,460</b>
Notes: Last 16" of the curb ramp have a slope of 13.4% (8.33% max).		
CBC: 11B-405.2, 11B-406		
Other: ADA 405.2, ADA 406.1		
<b>3 - 3</b>	<b>Curb Ramp</b>	Category: 1
<b>Install, replace or modify curb ramp</b>		<b>\$2,460</b>
Notes: Slope of the curb ramp is 10.3% (8.33% max).		
CBC: 11B-405.2, 11B-406		
Other: ADA 405.2, ADA 406.1		
<b>Provide detectable warnings</b>		<b>\$0</b>
Notes: Detectable warnings not provided.		
CBC: 11B-247.1.2, 11B-406.5.12		
Other: -		
<b>Provide a level landing</b>		<b>\$90</b>
Notes: Top landing has a slope of 4% (2% max).		
CBC: 11B-406.5.3		
Other: ADA 406.4, ADA 406.7		

## Cupertino ADA

Quinlan Community Center

Exterior		
<b>3 - 4</b>	<b>Curb Ramp</b>	Category: 1
<b>Provide detectable warnings</b>		\$0
Notes: Detectable warnings not provided on blended transition.		
CBC: 11B-247.1.2, 11B-406.5.12		
Other: -		
<b>Install, replace or modify curb ramp</b>		\$2,460
Notes: Bottom 3" of the curb ramp have a slope of 29.8% (8.33% max).		
CBC: 11B-405.2, 11B-406		
Other: ADA 405.2, ADA 406.1		
<b>3 - 5</b>	<b>Curb Ramp</b>	Category: 1
<b>Install, replace or modify curb ramp</b>		\$2,460
Notes: Bottom 3" of the curb ramp have a slope of 14.5% (8.33% max).		
CBC: 11B-405.2, 11B-406		
Other: ADA 405.2, ADA 406.1		
<b>Provide detectable warnings</b>		\$0
Notes: Detectable warnings not provided on blended transition.		
CBC: 11B-247.1.2, 11B-406.5.12		
Other: -		
<b>3 - 6</b>	<b>Curb Ramp</b>	Category: 1
<b>Install, replace or modify curb ramp</b>		\$2,460
Notes: Slope of the curb ramp is 11.7% and up to 19.8 at curb (8.33% max).		
CBC: 11B-405.2, 11B-406		
Other: ADA 405.2, ADA 406.1		
<b>3 - 7</b>	<b>Curb Ramp</b>	Category: 1
<b>Provide a level landing</b>		\$90
Notes: Top landing has a slope of 3.4% (2% max). The turning space at the bottom of the parallel curb ramp has a slope of 3% (2% max).		
CBC: 11B-406.3.2, 11B-406.5.3		
Other: ADA 406.4, ADA 406.7		
<b>Install, replace or modify curb ramp</b>		\$2,460
Notes: Slope of the curb ramp is 10.3% and the last 3" at the bottom of the curb ramp have a slope of 20.2% (8.33% max).		
CBC: 11B-405.2, 11B-406		
Other: ADA 405.2, ADA 406.1		
<b>Provide detectable warnings</b>		\$0
Notes: Detectable warnings not provided.		
CBC: 11B-247.1.2, 11B-406.5.12		
Other: -		

**Cupertino ADA**  
Quinlan Community Center

<b>Exterior</b>		
<b>4 - 1</b>	<b>Walk</b>	Category: 1
<b>Regrade surface</b>		<b>\$2,600</b>
Notes: Cross slope of concrete path is up to 3.3% for 65 linear feet (2.0% max).		
CBC: 11B-403.3		
Other: ADA 403.3		
<b>4 - 2</b>	<b>Walk</b>	Category: 1
<b>Regrade surface</b>		<b>\$2,600</b>
Notes: Cross slope of concrete path is up to 4.5% for 65 linear feet (2.0% max).		
CBC: 11B-403.3		
Other: ADA 403.3		
<b>4 - 3</b>	<b>Walk</b>	Category: 1
<b>Regrade surface</b>		<b>\$1,840</b>
Notes: Cross slope of concrete path is up to 4% for 46 linear feet (2.0% max).		
CBC: 11B-403.3		
Other: ADA 403.3		
<b>4 - 4</b>	<b>Walk</b>	Category: 1
<b>Regrade surface</b>		<b>\$1,240</b>
Notes: Cross slope of concrete path is up to 3.1% for 31 linear feet (2.0% max).		
CBC: 11B-403.3		
Other: ADA 403.3		
<b>4 - 5</b>	<b>Walk</b>	Category: 1
<b>Grind or patch vertical change of grade</b>		<b>\$250</b>
Notes: 1" change in level at concrete joint (1/4" max, up to 1/2" with a bevel).		
CBC: 11B-303.2		
Other: ADA 303.2, ADA 303.3		
<b>4 - 6</b>	<b>Walk</b>	Category: 1
<b>Regrade surface</b>		<b>\$400</b>
Notes: Cross slope of concrete path is up to 2.5% for 10 linear feet (2.0% max).		
CBC: 11B-403.3		
Other: ADA 403.3		
<b>4 - 7</b>	<b>Walk</b>	Category: 1
<b>Regrade surface</b>		<b>\$2,240</b>
Notes: Cross slope of concrete path is up to 3.4% for 56 linear feet (2.0% max).		
CBC: 11B-403.3		
Other: ADA 403.3		



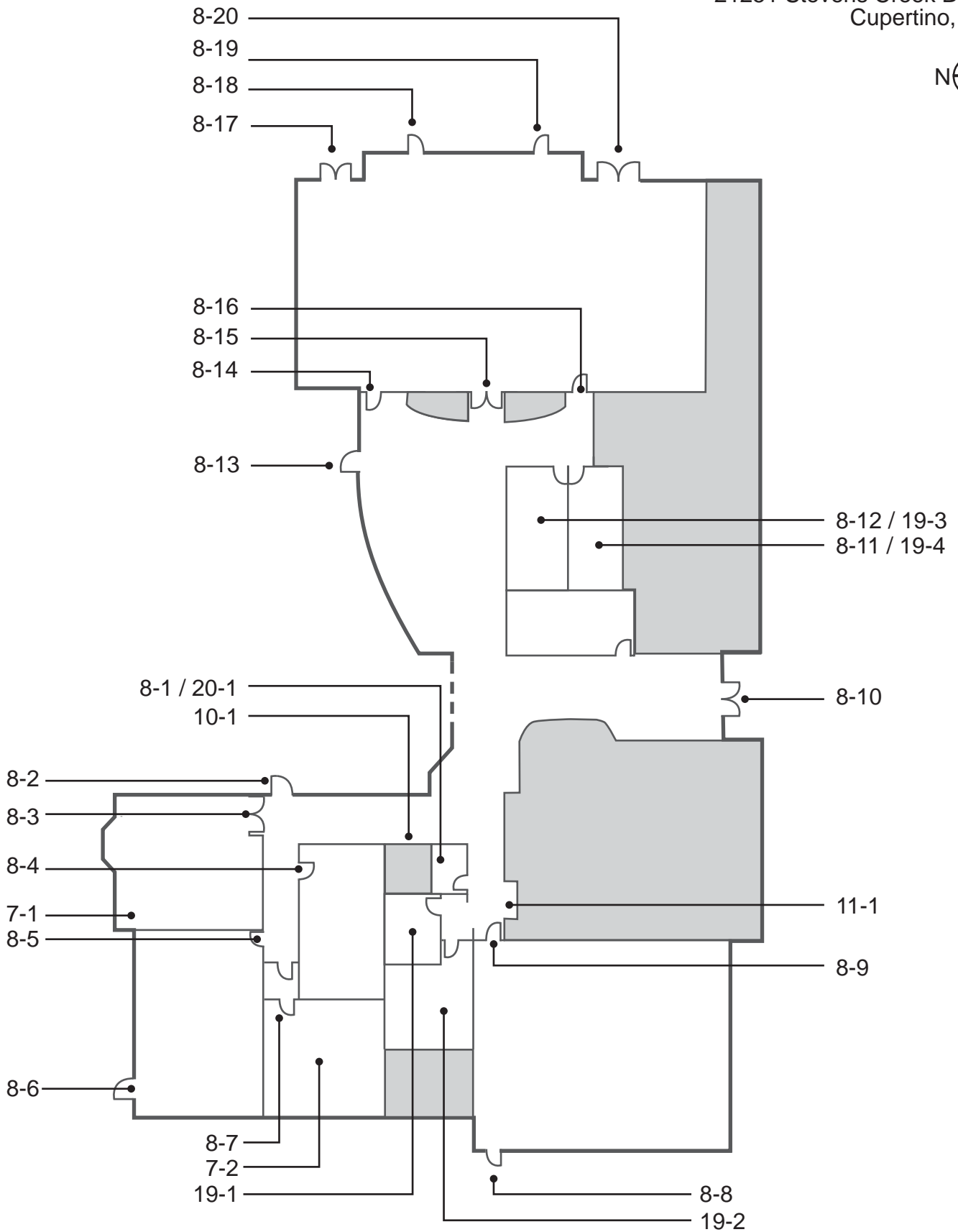
**Cupertino ADA**  
Quinlan Community Center

<b>Exterior</b>		
<b>4 - 8</b>	<b>Walk</b>	Category: 1
<b>Regrade surface</b>		<b>\$400</b>
Notes: Cross slope of concrete path is up to 2.6% for 10 linear feet (2.0% max).		
CBC: 11B-403.3		
Other: ADA 403.3		
<b>4 - 9</b>	<b>Walk</b>	Category: 1
<b>Regrade surface</b>		<b>\$960</b>
Notes: Cross slope of concrete path is up to 3% for 24 linear feet (2.0% max).		
CBC: 11B-403.3		
Other: ADA 403.3		
<b>4 - 10</b>	<b>Walk</b>	Category: 1
<b>Regrade surface</b>		<b>\$600</b>
Notes: Cross slope of concrete path is up to 2.7% for 15 linear feet (2.0% max).		
CBC: 11B-403.3		
Other: ADA 403.3		
<b>4 - 11</b>	<b>Walk</b>	Category: 2
<b>Grind or patch vertical change of grade</b>		<b>\$250</b>
Notes: .5" marked change of level at concrete joint (1/4" max, up to 1/2" with a bevel).		
CBC: 11B-303.2		
Other: ADA 303.2, ADA 303.3		
<b>4 - 12</b>	<b>Walk</b>	Category: 2
<b>Regrade surface</b>		<b>\$1,200</b>
Notes: Cross slope of concrete path is up to 2.9% for 30 linear feet (2.0% max).		
CBC: 11B-403.3		
Other: ADA 403.3		
<b>4 - 13</b>	<b>Walk</b>	Category: 2
<b>Regrade surface</b>		<b>\$400</b>
Notes: Cross slope of concrete path is up to 2.5% for 10 linear feet (2.0% max).		
CBC: 11B-403.3		
Other: ADA 403.3		

**Cupertino ADA**  
Quinlan Community Center

<b>Exterior</b>		
<b>6 - 1</b>	<b>Stairway</b>	Category: 1
<b>Install a handrail</b>		<b>\$1,250</b>
Notes: Handrails are not provided on either side of the stairway for 4 risers (handrails on both sides req).		
CBC: 11B-505.2		
Other: ADA 505.2		
<b>Replace stairs</b>		<b>\$1,200</b>
Notes: Slope of the treads is 7.2% (2% max). 1.25" change in level at the top and the bottom of the stairs (uniform heights required).		
CBC: 11B-504.2, 11B-504.4		
Other: ADA 504.2, ADA 504.4		
<b>32 - 1</b>	<b>Picnic Area</b>	Category: 2
<b>Provide an accessible picnic unit</b>		<b>\$6,400</b>
Notes: An accessible table is not provided in a picnic area with 4 tables. (2 required).		
CBC: 11B-246.5		
Other: -		
<b>33 - 1</b>	<b>Outdoor Constructed Features</b>	Category: 4
<b>Increase or provide clear floor area</b>		<b>\$700</b>
Notes: Clear floor space adjacent to the bench has a slope of 2.6% (2.0% max).		
CBC: -		
Other: AGODA 1011.2.1		
<b>43 - 1</b>	<b>Play Equipment Area</b>	Category: 2
<b>Install or modify transfer system</b>		<b>\$15,000</b>
Notes: Transfer step heights range from 7.5"-8.25" (8" max).		
CBC: 11B-1008.3.2.1, 11B-1008.3.2.2		
Other: ADA 1008.3.2.1, ADA 1008.3.2.2		
<b>Provide an accessible path of travel</b>		<b>\$40</b>
Notes: Drain grate with 1"x.75" openings adjacent to play area (.5" max opening).		
CBC: 11B-206.2.17		
Other: ADA 206.2.17		

Senior Center  
21251 Stevens Creek Blvd.  
Cupertino, CA



## Cupertino ADA

### Senior Center

Building		
<b>7 - 1</b>	<b>Hazard</b>	Category: 4
<b>Remove overhanging or protruding objects</b>		<b>\$125</b>
Notes: VCR protrudes 20" from wall at 76.5" AFF (protrusion more than 4" must be mounted below 27" or above 80").		
CBC: 11B-307.2		
Other: ADA 307.2		
<b>7 - 2</b>	<b>Hazard</b>	Category: 4
<b>Remove overhanging or protruding objects</b>		<b>\$0</b>
Notes: VCR protrudes 20" from wall at 79.5" AFF (protrusion more than 4" must be mounted below 27" or above 80"). Coat rack below.		
CBC: 11B-307.2		
Other: ADA 307.2		
<b>8 - 1</b>	<b>Door/Gate</b>	Category: 2
<b>Adjust door closer</b>		<b>\$125</b>
Notes: Door opening force is 12 lbs (5 lbs max).		
CBC: 11B-404.2.9		
Other: ADA 404.2.9		
<b>8 - 2</b>	<b>Door/Gate</b>	Category: 1
<b>Install or modify sign</b>		<b>\$250</b>
Notes: A tactile and Braille EXIT sign is not provided in passageway for emergency exit.		
CBC: 1011		
Other: ADA 216.4.1, ADA 703.4.1		
<b>Adjust door closer</b>		<b>\$125</b>
Notes: Door opening force is 14 lbs (5 lbs max).		
CBC: 11B-404.2.9		
Other: ADA 404.2.9		
<b>8 - 3</b>	<b>Door/Gate</b>	Category: 2
<b>Adjust door closer</b>		<b>\$125</b>
Notes: Double door opening force is 10 lbs on one door and 9 lbs on the other (5 lbs max).		
CBC: 11B-404.2.9		
Other: ADA 404.2.9		

**Cupertino ADA**

## Senior Center

<b>Building</b>		
<b>8 - 4</b>	<b>Door/Gate</b>	Category: 2
<b>Adjust door closer</b>		\$125
Notes: Door opening force is 11 lbs (5 lbs max).		
CBC: 11B-404.2.9		
Other: ADA 404.2.9		
<b>Install or modify sign</b>		\$250
Notes: The bottom of the top row of tactile lettering is located 61" AFF (60" max).		
CBC: 11B-703.4.1		
Other: ADA 703.4.1		
<b>Relocate existing sign</b>		\$125
Notes: The room sign is located on the hinge side of the door (latch-side).		
CBC: 11B-703.4.2		
Other: ADA 703.4.2		
<b>8 - 5</b>	<b>Door/Gate</b>	Category: 2
<b>Adjust door closer</b>		\$125
Notes: Door opening force is 12 lbs (5 lbs max).		
CBC: 11B-404.2.9		
Other: ADA 404.2.9		
<b>8 - 6</b>	<b>Door/Gate</b>	Category: 1
<b>Locked or Alarmed Door - Not Surveyed</b>		\$0
Notes: Door not surveyed.		
CBC: -		
Other: -		
<b>Install or modify sign</b>		\$250
Notes: A tactile and Braille EXIT sign is not provided in passageway for emergency exit.		
CBC: 1011		
Other: ADA 216.4.1, ADA 703.4.1		
<b>Relocate existing sign</b>		\$125
Notes: The door sign is on the hinge side of the door (latch-side).		
CBC: 11B-703.4.2		
Other: ADA 703.4.2		

**Cupertino ADA**

## Senior Center

<b>Building</b>		
<b>8 - 7</b>	<b>Door/Gate</b>	Category: 2
<b>Install or modify sign</b>		\$250
Notes: Bottom line of tactile lettering on permanent room sign is 61.25" AFF (60" max).		
CBC: 11B-703.4.1		
Other: ADA 703.4.1		
<b>Adjust door closer</b>		\$125
Notes: Door opening force is 12 lbs (5 lbs max).		
CBC: 11B-404.2.9		
Other: ADA 404.2.9		
<b>Provide strike edge clearance</b>		\$0
Notes: Front approach strike-edge clearance on the pull side of the door is 7" due to movable trash can and furniture (18" min).		
CBC: 11B-404.2.4.1		
Other: ADA 404.2.4.1		
<b>8 - 8</b>	<b>Door/Gate</b>	Category: 1
<b>Locked or Alarmed Door - Not Surveyed</b>		\$0
Notes: Door not surveyed.		
CBC: -		
Other: -		
<b>Install or modify sign</b>		\$250
Notes: A tactile and Braille EXIT sign is not provided in passageway for emergency exit.		
CBC: 1011		
Other: ADA 216.4.1, ADA 703.4.1		
<b>8 - 9</b>	<b>Door/Gate</b>	Category: 2
<b>Install or modify sign</b>		\$250
Notes: The bottom of the top row of tactile lettering is located 61.5" AFF (60"max).		
CBC: 11B-703.4.1		
Other: ADA 703.4.1		
<b>Adjust door closer</b>		\$125
Notes: Door opening force is 9 lbs (5 lbs max).		
CBC: 11B-404.2.9		
Other: ADA 404.2.9		
<b>Provide strike edge clearance</b>		\$0
Notes: Front approach strike-edge clearance on the push side of the door is 2" due to movable table (18" min).		
CBC: 11B-404.2.4.1		
Other: ADA 404.2.4.1		

## Cupertino ADA

### Senior Center

Building		
8 - 10	Door/Gate	Category: 1
Regrade surface		\$2,500
Notes: There is a 3/4" wide 1-1/2" deep gap at the joint between paver and concrete (.5" max opening).		
CBC: 11B-404.2.4.4		
Other: ADA 404.2.4.4		
Adjust door closer		\$125
Notes: Double doors, one door is automatic and the other door opening force is 12 lbs (5 lbs max).		
CBC: 11B-404.2.9		
Other: ADA 404.2.9		
8 - 11	Door/Gate	Category: 2
Adjust door closer		\$125
Notes: Door opening force is 7 lbs (5 lbs max).		
CBC: 11B-404.2.9		
Other: ADA 404.2.9		
Install or modify sign		\$250
Notes: Bottom of top row of tactile lettering is 62" AFF (60" max).		
CBC: 11B-703.4.1		
Other: ADA 703.4.1		
8 - 12	Door/Gate	Category: 2
Adjust door closer		\$125
Notes: Door opening force is 7 lbs (5 lbs max).		
CBC: 11B-404.2.9		
Other: ADA 404.2.9		
Install or modify sign		\$250
Notes: Bottom of top row of tactile lettering is 62" AFF (60" max).		
CBC: 11B-703.4.1		
Other: ADA 703.4.1		
8 - 13	Door/Gate	Category: 1
Adjust door closer		\$125
Notes: Door opening force is 14 lbs (5 lbs max).		
CBC: 11B-404.2.9		
Other: ADA 404.2.9		
Install or modify sign		\$250
Notes: A tactile and Braille EXIT sign is not provided in passageway for emergency exit.		
CBC: 1011		
Other: ADA 216.4.1, ADA 703.4.1		

**Cupertino ADA**

Senior Center

<b>Building</b>		
<b>8 - 14</b>	<b>Door/Gate</b>	Category: 2
<b>Install or modify sign</b>		<b>\$250</b>
Notes: The clear floor space at the tactile sign is 15" (18" min). The bottom of tactile lettering is 61" AFF (48" AFF min to 60" max).		
CBC: 11B-703.4.2		
Other: ADA 703.4.2		
<b>Provide strike edge clearance</b>		<b>\$2,500</b>
Notes: Front approach strike-edge clearance on the pull side of the door is 16" (18" min).		
CBC: 11B-404.2.4.1		
Other: ADA 404.2.4.1		
<b>8 - 15</b>	<b>Door/Gate</b>	Category: 2
<b>Install or modify sign</b>		<b>\$250</b>
Notes: A tactile and Braille permanent room sign is not provided.		
CBC: 11B-216.2		
Other: ADA 216.2		
<b>Adjust door closer</b>		<b>\$125</b>
Notes: Double door opening force is 13 lbs on one side and 11 lbs on the other(5 lbs max).		
CBC: 11B-404.2.9		
Other: ADA 404.2.9		
<b>8 - 16</b>	<b>Door/Gate</b>	Category: 2
<b>Adjust door closer</b>		<b>\$125</b>
Notes: Door opening force is 7 lbs (5 lbs max).		
CBC: 11B-404.2.9		
Other: ADA 404.2.9		
<b>8 - 17</b>	<b>Door/Gate</b>	Category: 1
<b>Adjust door closer</b>		<b>\$125</b>
Notes: Double door opening force is 15 lbs and 12 (5 lbs max).		
CBC: 11B-404.2.9		
Other: ADA 404.2.9		
<b>Install or modify sign</b>		<b>\$250</b>
Notes: A tactile and Braille EXIT sign is not provided in passageway for emergency exit.		
CBC: 1011		
Other: ADA 216.4.1, ADA 703.4.1		



**Cupertino ADA**

## Senior Center

<b>Building</b>		
<b>8 - 18</b>	<b>Door/Gate</b>	Category: 1
<b>Adjust door closer</b>		\$125
Notes: Door opening force is 11 lbs (5 lbs max).		
CBC: 11B-404.2.9		
Other: ADA 404.2.9		
<b>Install or modify sign</b>		\$250
Notes: A tactile and Braille EXIT sign is not provided in passageway for emergency exit.		
CBC: 1011		
Other: ADA 216.4.1, ADA 703.4.1		
<b>8 - 19</b>	<b>Door/Gate</b>	Category: 1
<b>Adjust door closer</b>		\$125
Notes: Door opening force is 16 lbs (5 lbs max).		
CBC: 11B-404.2.9		
Other: ADA 404.2.9		
<b>Install or modify sign</b>		\$250
Notes: A tactile and Braille EXIT sign is not provided in passageway for emergency exit.		
CBC: 1011		
Other: ADA 216.4.1, ADA 703.4.1		
<b>8 - 20</b>	<b>Door/Gate</b>	Category: 1
<b>Adjust door closer</b>		\$125
Notes: Double door opening force is 16 lbs and 16 lbs (5 lbs max).		
CBC: 11B-404.2.9		
Other: ADA 404.2.9		
<b>10 - 1</b>	<b>Drinking Fountain</b>	Category: 3
<b>Raise or lower fountain</b>		\$1,500
Notes: Space between floor/ground and bottom of fountain is 26-3/8" (27" min).		
CBC: 11B-306.3		
Other: ADA 306.3, ADA 306.3.1		

## Cupertino ADA

### Senior Center

Building	
11 - 1	Telephone
Category: 3	
<b>Provide TTY phone</b>	\$1,500
Notes: TTY is not provided on the public phone	
CBC: 11B-704.4	
Other: ADA 704.4	
<b>Reposition phone equipment</b>	\$500
Notes: Coin slot is 54.5" AFF (48" max).	
CBC: 11B-308.3	
Other: ADA 308.3, ADA 308.3.1, ADA 308.3.2	
<b>Provide clear floor space</b>	\$1,000
Notes: Clear floor space under the public phone is 25.25" due to counter beneath the phone (30" by 48").	
CBC: 11B-704.2.1	
Other: ADA 305.3, ADA 704.2.1	

**Cupertino ADA**

Senior Center

<b>Building</b>		
<b>19 - 1</b>	<b>Multiple User Restroom</b>	<b>Category: 2</b>
<b>Install restroom sign</b>		<b>\$250</b>
Notes: Bottom of top row of tactile lettering is 62" AFF (60" max).		
CBC: -		
Other: ADA 703		
<b>Replace or reposition mirror</b>		<b>\$150</b>
Notes: Bottom of the mirror's reflecting surface is 41" AFF (40" max).		
CBC: 11B-603.3		
Other: ADA 603.3		
<b>Reposition toilet flush controls</b>		<b>\$750</b>
Notes: Water closet flush control is located 48" AFF (44" max).		
CBC: 11B-604.6		
Other: ADA 604.6		
<b>Provide or replace compartment door hardware</b>		<b>\$175</b>
Notes: Compartment door does not have handles on the outside of the door and is not self-closing (compartment door must have U-shaped handles both inside and outside of the door and be self-closing).		
CBC: 11B-604.8.1.2		
Other: ADA 604.8.1.2		
<b>Reposition clothing hooks</b>		<b>\$125</b>
Notes: Height of coat hook is 49" (48" max).		
CBC: 11B-603.4		
Other: ADA 308		
<b>Replace or modify grab bars</b>		<b>\$300</b>
Notes: Side grab bar extends 51" from the rear wall (54" min).		
CBC: 11B-604.5.1		
Other: ADA 604.5.1		
<b>Replace or reposition dispenser</b>		<b>\$125</b>
Notes: Toilet seat cover dispenser height is 42" AFF (40" max).		
CBC: 11B-603.5		
Other: -		
<b>Provide an accessible lavatory</b>		<b>\$3,000</b>
Notes: The centerline of the lavatory is 17.5" between the side wall and the center of the fixture (18" min).		
CBC: 11B-606.6		
Other: -		

**Cupertino ADA**

Senior Center

<b>Building</b>	
<b>19 - 2</b>	<b>Multiple User Restroom</b>
Category: 2	
<b>Install restroom sign</b>	<b>\$250</b>
Notes: Bottom of top row of tactile lettering is 62" AFF (60" max).	
CBC: -	
Other: ADA 703	
<b>Replace or reposition mirror</b>	<b>\$150</b>
Notes: Bottom of the mirror's reflecting surface is 41.5" AFF (40" max).	
CBC: 11B-603.3	
Other: ADA 603.3	
<b>Provide or replace compartment door hardware</b>	<b>\$175</b>
Notes: Compartment door is not self-closing (compartment door must have U-shaped handles both inside and outside of the door and be self-closing).	
CBC: 11B-604.8.1.2	
Other: ADA 604.8.1.2	
<b>Reposition clothing hooks</b>	<b>\$125</b>
Notes: Height of coat hook is 48.5" (48" max).	
CBC: 11B-603.4	
Other: ADA 308	
<b>Replace or modify grab bars</b>	<b>\$600</b>
Notes: Side grab bar extends 53" from the rear wall (54" min). Rear grab bar extends 22.25" from on side of the water closet (36" min long, centered 12" and 24 min).	
CBC: 11B-604.5.1	
Other: ADA 604.5.1	
<b>Replace or reposition dispenser</b>	<b>\$375</b>
Notes: Paper towel dispenser is located 48.5" AFF and toilet seat cover dispenser height is 42" AFF (40" max). Centerline of toilet paper is flush with front of water closet (7" min to 9" max).	
CBC: 11B-603.5, 11B-604.7	
Other: ADA 604.7	

**Cupertino ADA**

Senior Center

<b>Building</b>		
<b>19 - 3</b>	<b>Multiple User Restroom</b>	Category: 2
<b>Replace or reposition mirror</b>		<b>\$150</b>
Notes: Bottom of the mirror's reflecting surface is 40.5" AFF (40" max).		
CBC: 11B-603.3		
Other: ADA 603.3		
<b>Provide or replace compartment door hardware</b>		<b>\$175</b>
Notes: Compartment door is not self-closing (compartment door must have U-shaped handles both inside and outside of the door and be self-closing).		
CBC: 11B-604.8.1.2		
Other: ADA 604.8.1.2		
<b>Reposition clothing hooks</b>		<b>\$125</b>
Notes: Height of coat hook is 49" (48" max).		
CBC: 11B-603.4		
Other: ADA 308		
<b>Replace or modify grab bars</b>		<b>\$300</b>
Notes: Side grab bar extends 52" from the rear wall (54" min).		
CBC: 11B-604.5.1		
Other: ADA 604.5.1		
<b>Replace or reposition dispenser</b>		<b>\$125</b>
Notes: Seat cover dispenser is located 41.5" AFF (40" max).		
CBC: 11B-603.5		
Other: -		
<b>Reposition toilet flush controls</b>		<b>\$750</b>
Notes: Urinal flush control is 48.5" AFF (44" max).		
CBC: 11B-605.4		
Other: -		

## Cupertino ADA

### Senior Center


Building		
19 - 4	Multiple User Restroom	Category: 2
<b>Replace or reposition mirror</b>		<b>\$150</b>
Notes: Bottom of the mirror's reflecting surface is 40.5" AFF (40" max).		
CBC: 11B-603.3		
Other: ADA 603.3		
<b>Reposition clothing hooks</b>		<b>\$125</b>
Notes: Height of coat hook is 49" (48" max).		
CBC: 11B-603.4		
Other: ADA 308		
<b>Replace or reposition dispenser</b>		<b>\$250</b>
Notes: Toilet seat cover dispenser height is 42.5" AFF (40" max). Centerline of toilet paper is flush with front of the water closet (7" min to 9" max).		
CBC: 11B-603.5, 11B-604.7		
Other: ADA 604.7		
<b>Replace or modify grab bars</b>		<b>\$600</b>
Notes: Rear grab bar is 22" from on side of the water closet (36" long min, extends 12" and 24" min from centerline of water closet). Side grab bar extends 51.5" from the rear wall (54" min).		
CBC: 11B-604.5.2		
Other: ADA 604.5.2		
<b>Replace or reposition fixtures</b>		<b>\$1,250</b>
Notes: Centerline of water closet is 18.5" to the side wall (17" min to 18" max).		
CBC: 11B-604.2		
Other: ADA 604.2		

**Cupertino ADA**

Senior Center

<b>Building</b>		
<b>20 - 1</b>	<b>Single User Restroom</b>	Category: 2
<b>Install restroom sign</b>		<b>\$250</b>
Notes: Bottom of top row of tactile lettering is 62" AFF (60" max).		
CBC: -		
Other: ADA 703		
<b>Replace or reposition mirror</b>		<b>\$150</b>
Notes: Bottom of the mirror's reflecting surface is 40.5" AFF (40" max).		
CBC: 11B-603.3		
Other: ADA 603.3		
<b>Replace or reposition dispenser</b>		<b>\$500</b>
Notes: Soap dispenser is 40.5" AFF and toilet seat cover dispenser is 41.5" AFF (40" AFF max). Diaper changing surface is 36" AFF (34" max). Height to operating mechanism of baby changing station is 52" AFF (40" max).		
CBC: 11B-603.5		
Other: -		
<b>Replace or modify grab bars</b>		<b>\$600</b>
Notes: Side grab bar extends 51.5" from the rear wall (54" min). Rear grab bar extends 21" to the centerline of fixture (36" long min, extends 12" and 24" min from centerline of water closet).		
CBC: 11B-604.5.1, 11B-604.5.2		
Other: ADA 604.5.1, ADA 604.5.2		
<b>Reposition clothing hooks</b>		<b>\$125</b>
Notes: Height of coat hook is 54" AFF (48" max).		
CBC: 11B-603.4		
Other: ADA 308		
<b>Reposition controls and outlets</b>		<b>\$200</b>
Notes: Light switch is located 48.5" AFF (48" max).		
CBC: 11B-308.2		
Other: ADA 308.2, ADA 308.2.1		

Senior Center  
21251 Stevens Creek Blvd.  
Cupertino, CA





## Cupertino ADA

### Senior Center

Exterior		
1 - 1	Parking Area	Category: 1
<b>Install reserved parking sign</b>		<b>\$375</b>
Notes: No additional sign or additional language is provided stating "Minimum Fine \$250"		
CBC: 11B-502.6.2		
Other: -		
<b>Regrade accessible parking space or access aisle</b>		<b>\$14,400</b>
Notes: Slope of 6 parking spaces and 3 access aisle is up to 3.8% (2% max).		
CBC: 11B-502.4		
Other: ADA 502.4		
<b>Provide or modify accessible spaces</b>		<b>\$2,945</b>
Notes: No designated van accessible parking space provided.		
CBC: 1011, 11B-208.2		
Other: ADA 208.2.4		
1 - 2	Parking Area	Category: 1
<b>Provide detectable warnings</b>		<b>\$500</b>
Notes: No detectable warning provided at ramp from accessible parking space to walkway.		
CBC: 11B-705.1.2		
Other: -		
<b>Provide an accessible path of travel</b>		<b>\$1,600</b>
Notes: There is no accessible route from parking area to the senior center without going behind parked cars.		
CBC: 11B-502.7.1		
Other: ADA 502.3		
<b>Provide or modify accessible spaces</b>		<b>\$0</b>
Notes: 1 designated accessible space is provided for 27 spaces for second parking lot (2 min). When aggregated with accessible spaces from parking lot closest to the Senior Center building, sufficient accessible spaces are provided.		
CBC: 1011, 11B-208.2		
Other: ADA 208.2.4		

**Cupertino ADA**

## Senior Center

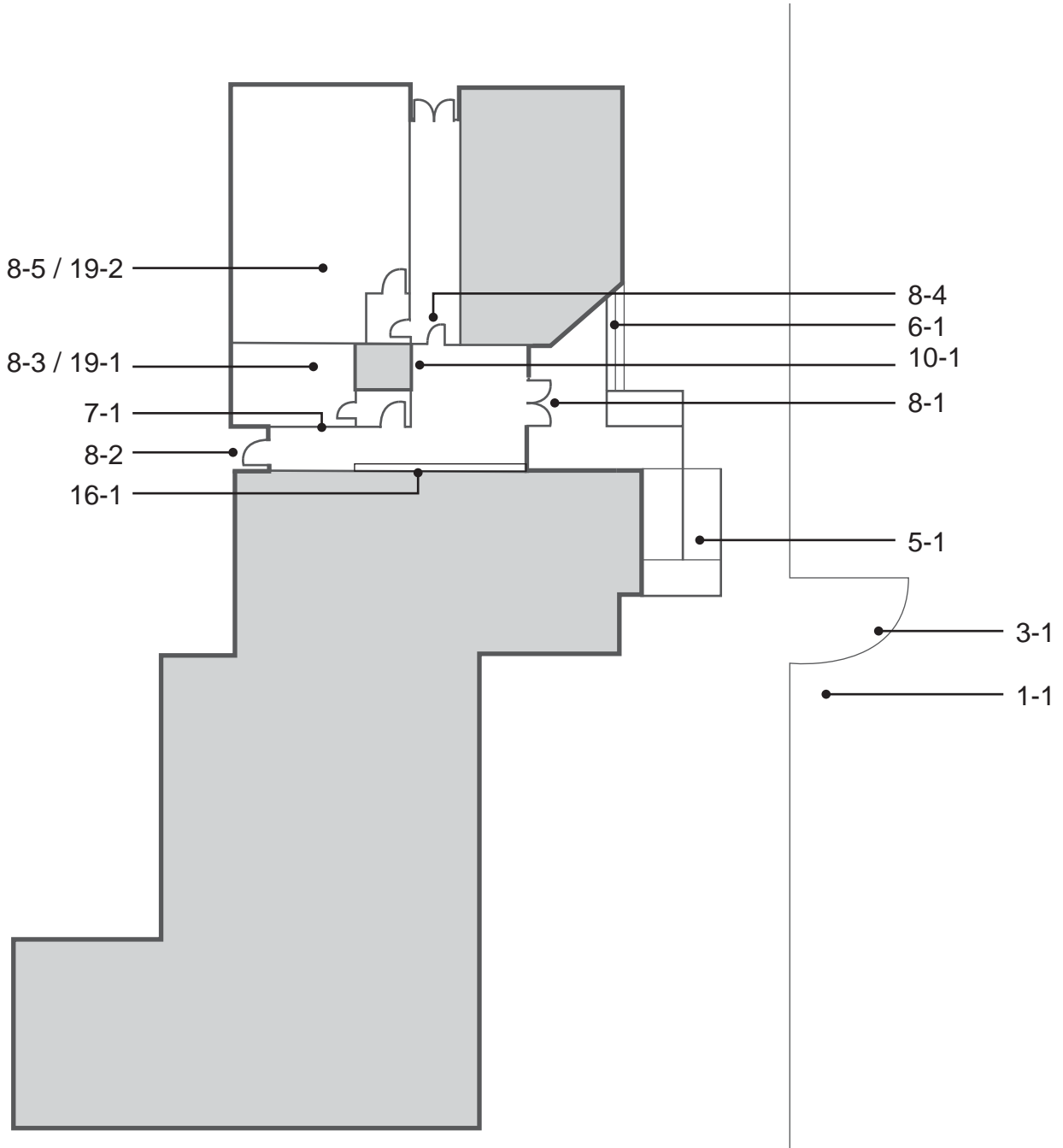
<b>Exterior</b>		
<b>3 - 1</b>	<b>Curb Ramp</b>	Category: 1
<b>Provide surface texture</b>		\$0
Notes: Grooved border is 11" wide (12" min).		
CBC: 11B-406.5.11		
Other: -		
<b>Grind or patch vertical change of grade</b>		\$0
Notes: 1/2" change in level at the bottom of the curb ramp (0" allowed).		
CBC: 11B-303.2.3, 11B-405.4		
Other: ADA 405.4		
<b>Install, replace or modify curb ramp</b>		\$2,460
Notes: Slope of one flared side is 11.2% (10.0% max)		
CBC: 11B-406.2.2		
Other: ADA 406.3		
<b>4 - 1</b>	<b>Walk</b>	Category: 1
<b>Regrade surface</b>		\$480
Notes: Cross slope of concrete path is up to 2.9% for 12 linear feet (2.0% max).		
CBC: 11B-403.3		
Other: ADA 403.3		
<b>4 - 2</b>	<b>Walk</b>	Category: 4
<b>Regrade surface</b>		\$1,040
Notes: Cross slope of concrete path is up to 4.3% for 26 linear feet (2.0% max).		
CBC: 11B-403.3		
Other: ADA 403.3		
<b>Grind or patch vertical change of grade</b>		\$250
Notes: 1/2" change in level at concrete joint (1/4" max, up to 1/2" with a bevel).		
CBC: 11B-303.2		
Other: ADA 303.2, ADA 303.3		

## Cupertino ADA

### Senior Center

<b>Exterior</b>		
<b>10 - 1</b>	<b>Drinking Fountain</b>	Category: 3
<b>Replace fountain</b>		<b>\$3,000</b>
Notes: Bubbler height is 37.5" AFF (accessible fountain bubbler is 36" max. above floor; standing fountain bubbler 38" min to 43" max above floor).		
CBC: 11B-602.4, 11B-602.7		
Other: ADA 602.4, ADA 602.7		
<b>Provide wing walls</b>		<b>\$1,000</b>
Notes: Drinking fountain protrudes 17.5" from vertical support at 28.5" AFF (protrusion more than 4" must be mounted below 27" or above 80").		
CBC: 11B-602.8, 11B-602.9		
Other: ADA 307		
<b>Install an additional high or low fountain</b>		<b>\$3,000</b>
Notes: A wheelchair accessible fountain and a higher standing person fountain are not provided.		
CBC: 11B-211.2		
Other: ADA 211.2		
<b>11 - 1</b>	<b>Telephone</b>	Category: 3
<b>Provide clear floor space</b>		<b>\$1,000</b>
Notes: Clear floor space adjacent to the phone has a slope of 2.3% (2% max).		
CBC: 11B-704.2.1		
Other: ADA 305.3, ADA 704.2.1		
<b>Provide new phone equipment</b>		<b>\$0</b>
Notes: Phone cord length is 28.5" (29" min).		
CBC: 11B-704.2.4		
Other: ADA 704.2.4		
<b>Reposition phone equipment</b>		<b>\$500</b>
Notes: Coin slot is 53.5" AFF (48" max).		
CBC: 11B-308.3		
Other: ADA 308.3, ADA 308.3.1, ADA 308.3.2		
<b>33 - 1</b>	<b>Outdoor Constructed Features</b>	Category: 4
<b>Increase or provide clear floor area</b>		<b>\$700</b>
Notes: A clear floor space is not provided adjacent to two benches due to trash container (36" by 48" min).		
CBC: -		
Other: AGODA 1011.2.1		

Service Center Corporation Yard  
10555 Mary Avenue  
Cupertino, CA



## Cupertino ADA

### Service Center

Building	
1 - 1	Parking Area
Category: 1	
<b>Provide or modify accessible spaces</b>	\$2,945
Notes: No van accessible parking space provided. 1 designated accessible space provided for 48 spaces (2 spaces min).	
CBC: 1011, 11B-208.2	
Other: ADA 208.2.4	
<b>Provide adequate striping</b>	\$100
Notes: Accessible parking space is 16.5' long (18' min). The words "No Parking" are not painted in the access aisle.	
CBC: 11B-502.2	
Other: ADA 502.2	
<b>Provide or modify accessible access aisles</b>	\$210
Notes: Access aisle width is 82.5" (96" min). Access aisle does not have a blue border.	
CBC: 11B-502.2, 11B-502.3.1	
Other: ADA 502.3.1	
<b>Regrade accessible parking space or access aisle</b>	\$3,200
Notes: Slopes of parking space and access aisle are 2.4% to 2.7% (2.0% max).	
CBC: 11B-502.4	
Other: ADA 502.4	
<b>Install van accessible sign</b>	\$375
Notes: A "Van Accessible" sign is not provided. Required: A "Van Accessible" sign is posted at stalls striped and designated to be van accessible.	
CBC: 11B-502.6	
Other: ADA 208.2.4	

**Cupertino ADA**

## Service Center

<b>Building</b>		
<b>3 - 1</b>	<b>Curb Ramp</b>	Category: 1
<b>Provide a level landing</b>		<b>\$0</b>
Notes: The turning space at the bottom of the parallel curb ramp has a slope of 2.7% (2% max). Top landing has a slope of 2.3% (2% max).		
CBC: 11B-406.3.2		
Other: -		
<b>Provide detectable warnings</b>		<b>\$0</b>
Notes: Detectable warnings not provided.		
CBC: 11B-247.1.2, 11B-406.5.12		
Other: -		
<b>Provide surface texture</b>		<b>\$0</b>
Notes: No grooved border provided.		
CBC: 11B-406.5.11		
Other: -		
<b>Install, replace or modify curb ramp</b>		<b>\$2,460</b>
Notes: Slope of the curb ramp is 13.8% (8.33% max).		
CBC: 11B-405.2, 11B-406		
Other: ADA 405.2, ADA 406.1		
<b>5 - 1</b>	<b>Ramp</b>	Category: 1
<b>Grind or patch vertical change of grade</b>		<b>\$250</b>
Notes: 3/4" change in level at the top of the ramp (no surface level changes beyond the slope and cross slope on the ramp or landings).		
CBC: 11B-405.4		
Other: ADA 405.4		
<b>Raise or lower existing handrail</b>		<b>\$70</b>
Notes: Handrail top surface is mounted 25" above the ramp surface at one side and 21.5" on the other (34" min to 38" max).		
CBC: 11B-505.4		
Other: ADA 505.4		
<b>Provide a level landing</b>		<b>\$5,000</b>
Notes: Intermediate landing is 48" deep (60" min).		
CBC: 11B-405.7		
Other: ADA 405.7.4		

## Cupertino ADA

### Service Center

Building		
<b>6 - 1</b>	<b>Stairway</b>	Category: 1
<b>Install a handrail</b>		\$625
Notes: No parallel extension provided on the handrail (12" min). Handrails are provided only on one side of the stairway (handrails on both sides req).		
CBC: 11B-505.10.2, 11B-505.2		
Other: ADA 505.10.2, ADA 505.2		
<b>Install tread striping</b>		\$45
Notes: No tread striping provided.		
CBC: 11B-504.4.1		
Other: -		
<b>7 - 1</b>	<b>Hazard</b>	Category: 4
<b>Remove overhanging or protruding objects</b>		\$125
Notes: Defibrillator protrudes 7" from the wall at 46.25" AFF (protrusion more than 4" must be mounted below 27" or above 80").		
CBC: 11B-307.4		
Other: ADA 307.4		
<b>8 - 1</b>	<b>Door/Gate</b>	Category: 1
<b>Replace or modify door threshold</b>		\$125
Notes: Bevel threshold has a vertical change of 3/4" (1/4" max, up to 1/2" with a bevel).		
CBC: 11B-404.2.5		
Other: ADA 404.2.5		
<b>Increase maneuvering space</b>		\$0
Notes: Clear floor space at the push button of the door is obstructed by a movable chair.		
CBC: 11B-404.2.4		
Other: ADA 404.2.4.1		
<b>8 - 2</b>	<b>Door/Gate</b>	Category: 1
<b>Adjust door closer</b>		\$125
Notes: Door opening force is 12 lbs (5 lbs max).		
CBC: 11B-404.2.9		
Other: ADA 404.2.9		
<b>Install or modify sign</b>		\$250
Notes: A tactile and Braille EXIT sign is not provided in passageway for emergency exit.		
CBC: 1011		
Other: ADA 216.4.1, ADA 703.4.1		
<b>Replace or modify door threshold</b>		\$125
Notes: Threshold has a vertical change of 1" (1/4" max, up to 1/2" with a bevel).		
CBC: 11B-404.2.5		
Other: ADA 404.2.5		

**Cupertino ADA**

## Service Center

<b>Building</b>		
<b>8 - 3</b>	<b>Door/Gate</b>	Category: 2
<b>Adjust door closer</b>		<b>\$125</b>
Notes: Automatic door not working on the day of the survey. Stopping force and open time of the door not evaluated.		
CBC: 11B-404.3		
Other: ADA 404.3		
<b>8 - 4</b>	<b>Door/Gate</b>	Category: 2
<b>Modify door window or side light</b>		<b>\$500</b>
Notes: Bottom of the door's glazing window is 55.75" AFF (43" max).		
CBC: 11B-404.2.11		
Other: ADA 404.2.11		
<b>8 - 5</b>	<b>Door/Gate</b>	Category: 2
<b>Provide strike edge clearance</b>		<b>\$2,500</b>
Notes: Front approach strike-edge clearance on the pull side of the door is 3" (18" min).		
CBC: 11B-404.2.4.1		
Other: ADA 404.2.4.1		
<b>Replace or modify door threshold</b>		<b>\$125</b>
Notes: Threshold has a vertical change of 1.5" at tile (1/4" max, up to 1/2" with a bevel).		
CBC: 11B-404.2.5		
Other: ADA 404.2.5		
<b>Reverse the door swing</b>		<b>\$450</b>
Notes: Doors in sequence- the clear floor space on push side of the door is in the swing side of the other door (48" min plus the width of the door).		
CBC: 11B-404.2.6		
Other: ADA 404.2.6		
<b>10 - 1</b>	<b>Drinking Fountain</b>	Category: 3
<b>Replace fountain</b>		<b>\$3,000</b>
Notes: The bubbler height is 40.5" AFF (36" max).		
CBC: 11B-602.4		
Other: ADA 602.4		
<b>Replace or adjust water controls</b>		<b>\$125</b>
Notes: Operating effort of control is 6 lbs (5 lbs max).		
CBC: 11B-309		
Other: ADA 309		



## Cupertino ADA

Service Center

Building		
16 - 1	Built-in Elements	Category: 2
Provide an accessible counter		\$1,500
Notes: Accessible counter is 43-7/8" AFF (34" max).		
CBC: 11B-904.4		
Other: ADA 904.4.1		

## Cupertino ADA

### Service Center

Building		
19 - 1	Multiple User Restroom	Category: 2
<b>Modify stall partitions</b>		<b>\$500</b>
Notes: Water closet compartment is 39.5" wide (60" min).		
CBC: 11B-604.8.1.1		
Other: ADA 604.3.1		
<b>Replace or reposition fixtures</b>		<b>\$1,250</b>
Notes: Centerline of water closet is 19.5" from the side wall (17"-18" allowable range).		
CBC: 11B-604.2		
Other: ADA 604.2		
<b>Replace or modify grab bars</b>		<b>\$600</b>
Notes: Side grab bar extends 52.25" from the rear wall (54" min). Rear grab bar is not provided (36" long min, extends 12" and 24" min from centerline of water closet). Toilet paper dispenser is located 3.5" above the grab bar (12" min clear space above grab bar).		
CBC: 11B-604.5.1, 11B-609.3		
Other: ADA 604.5.1, ADA 609.3		
<b>Replace or reposition dispenser</b>		<b>\$125</b>
Notes: Height of soap dispenser is 44" AFF (40" max).		
CBC: 11B-603.5, 11B-604.7		
Other: ADA 604.7		
<b>Reposition clothing hooks</b>		<b>\$125</b>
Notes: Height of coat hook is 65.5" (48" max).		
CBC: 11B-603.4		
Other: ADA 308		
<b>Replace or reposition mirror</b>		<b>\$150</b>
Notes: Bottom of the mirror's reflecting surface is 45" AFF (40" max).		
CBC: 11B-603.3		
Other: ADA 603.3		
<b>Provide clear floor or turning space</b>		<b>\$3,000</b>
Notes: A level turning space of 60" min is not provided due to .5" change in level at tile floor (2.0% max slope).		
CBC: 11B-603.2.1		
Other: ADA 304.3, ADA 603.2.1		
<b>Provide an accessible lavatory</b>		<b>\$3,000</b>
Notes: The approach to the lavatory is 35.5" wide and 49.5" deep (36" by 48").		
CBC: 11B-606.2, 11B-606.6		
Other: ADA 606.2		

## Cupertino ADA

### Service Center


Building		
19 - 2	Multiple User Restroom	Category: 2
<b>Provide or replace compartment door hardware</b>		<b>\$175</b>
Notes: Compartment does not have an handle on the inside of the door (compartment door must have U-shaped handles both inside and outside of the door and be self-closing).		
CBC: 11B-604.8.1.2		
Other: ADA 604.8.1.2		
<b>Replace or modify grab bars</b>		<b>\$600</b>
Notes: Rear grab bar is not provided (36" long min, extends 12" and 24" min from centerline of water closet). Side grab bar extends 52" from the rear wall (54" min).		
CBC: 11B-604.5.2		
Other: ADA 604.5.2		
<b>Modify stall partitions</b>		<b>\$500</b>
Notes: The water closet compartment is 37.75" wide (60" min).		
CBC: 11B-604.8.1.1		
Other: ADA 604.3.1		
<b>Modify lavatory or counter clearances</b>		<b>\$1,500</b>
Notes: Clear space beneath the lavatory apron is 28 7/8" (29" min).		
CBC: 11B-306.3.1		
Other: -		
<b>Replace or reposition mirror</b>		<b>\$150</b>
Notes: Bottom of the mirror's reflecting surface is 46" AFF (40" max).		
CBC: 11B-603.3		
Other: ADA 603.3		
<b>Replace or reposition dispenser</b>		<b>\$250</b>
Notes: Height of soap dispenser is 45.5" AFF (40" max). Centerline of the toilet paper is located 13" in front of the water closet (7" min to 9" max).		
CBC: 11B-603.5, 11B-604.7		
Other: ADA 604.7		
<b>Replace urinal</b>		<b>\$3,000</b>
Notes: Height of the urinal rim is 19" AFF and projects 12" from the wall (17" AFF max and 13.5" min from the wall).		
CBC: 11B-605.2		
Other: ADA 605.2		

## Cupertino ADA

Service Center

Building		
19 - 2	Multiple User Restroom	Category: 2
Provide clear floor or turning space		\$3,000
Notes: Clear floor space in front of the urinal is 28.25" wide with 24" privacy screen (30" wide min).		
CBC: 11B-305		
Other: ADA 305.5		

Somerset Park  
10710 Stokes Avenue  
Cupertino, CA



## Cupertino ADA

### Somerset Park

<b>1 - 1</b>	<b>Parking Area</b>	Category: 1
<b>Provide adequate striping</b>		\$100
Notes: Accessible parking and access aisle are 16' long (18' min).		
CBC: 11B-502.2		
Other: ADA 502.2		
<b>Install van accessible sign</b>		\$375
Notes: A "Van Accessible" sign is not provided. Required: A "Van Accessible" sign is posted at stalls striped and designated to be van accessible.		
CBC: 11B-502.6		
Other: ADA 208.2.4		
<b>Regrade accessible parking space or access aisle</b>		\$1,600
Notes: Slope of accessible parking space is up to 3% (2% max).		
CBC: 11B-502.4		
Other: ADA 502.4		
<b>4 - 1</b>	<b>Walk</b>	Category: 1
<b>Regrade surface</b>		\$580
Notes: Cross slope of asphalt path is up to 3.6% for 29 linear feet (2.0% max).		
CBC: 11B-403.3		
Other: ADA 403.3		
<b>4 - 2</b>	<b>Walk</b>	Category: 2
<b>Regrade surface</b>		\$1,320
Notes: Cross slope of asphalt path is up to 3.6% for 66 linear feet (2.0% max).		
CBC: 11B-403.3		
Other: ADA 403.3		
<b>4 - 3</b>	<b>Walk</b>	Category: 2
<b>Regrade surface</b>		\$680
Notes: Cross slope of asphalt path is up to 3% for 34 linear feet (2.0% max).		
CBC: 11B-403.3		
Other: ADA 403.3		
<b>4 - 4</b>	<b>Walk</b>	Category: 2
<b>Regrade surface</b>		\$820
Notes: Cross slope of asphalt path is up to 3.4% for 41 linear feet (2.0% max).		
CBC: 11B-403.3		
Other: ADA 403.3		

## Cupertino ADA

### Somerset Park

<b>4 - 5</b>	<b>Walk</b>	Category: 2
<b>Regrade surface</b>		\$420
Notes: Cross slope of asphalt path is up to 5% for 21 linear feet (2.0% max).		
CBC: 11B-403.3		
Other: ADA 403.3		
<b>6 - 1</b>	<b>Stairway</b>	Category: 1
<b>Install a handrail</b>		\$1,500
Notes: Handrails are not provided on either side of the stairway (handrails on both sides req).		
CBC: 11B-505.2		
Other: ADA 505.2		
<b>Replace stairs</b>		\$1,200
Notes: Riser heights range from 4" to 4.75" (uniform heights req).		
CBC: 11B-504.2		
Other: ADA 504.2		
<b>Install tread striping</b>		\$60
Notes: No tread striping provided on 4 risers.		
CBC: 11B-504.4.1		
Other: -		
<b>10 - 1</b>	<b>Drinking Fountain</b>	Category: 3
<b>Replace fountain</b>		\$3,000
Notes: Bubbler height is 36.5" AFF (accessible fountain bubbler is 36" max. above floor; standing fountain 38" min to 43" max above floor).		
CBC: 11B-602.4, 11B-602.7		
Other: ADA 602.4, ADA 602.7		
<b>Increase or provide maneuvering or clear floor area</b>		\$1,000
Notes: Clear floor space is not provided in front of the fountain (30" by 48" min). (re-orient fountain).		
CBC: 11B-305, 11B-306, 11B-602.2		
Other: ADA 305, ADA 305.3, ADA 305.5, ADA 306		
<b>Install an additional high or low fountain</b>		\$3,000
Notes: A higher standing person fountain and a wheelchair accessible fountain are not provided.		
CBC: 11B-211.2		
Other: ADA 211.2		

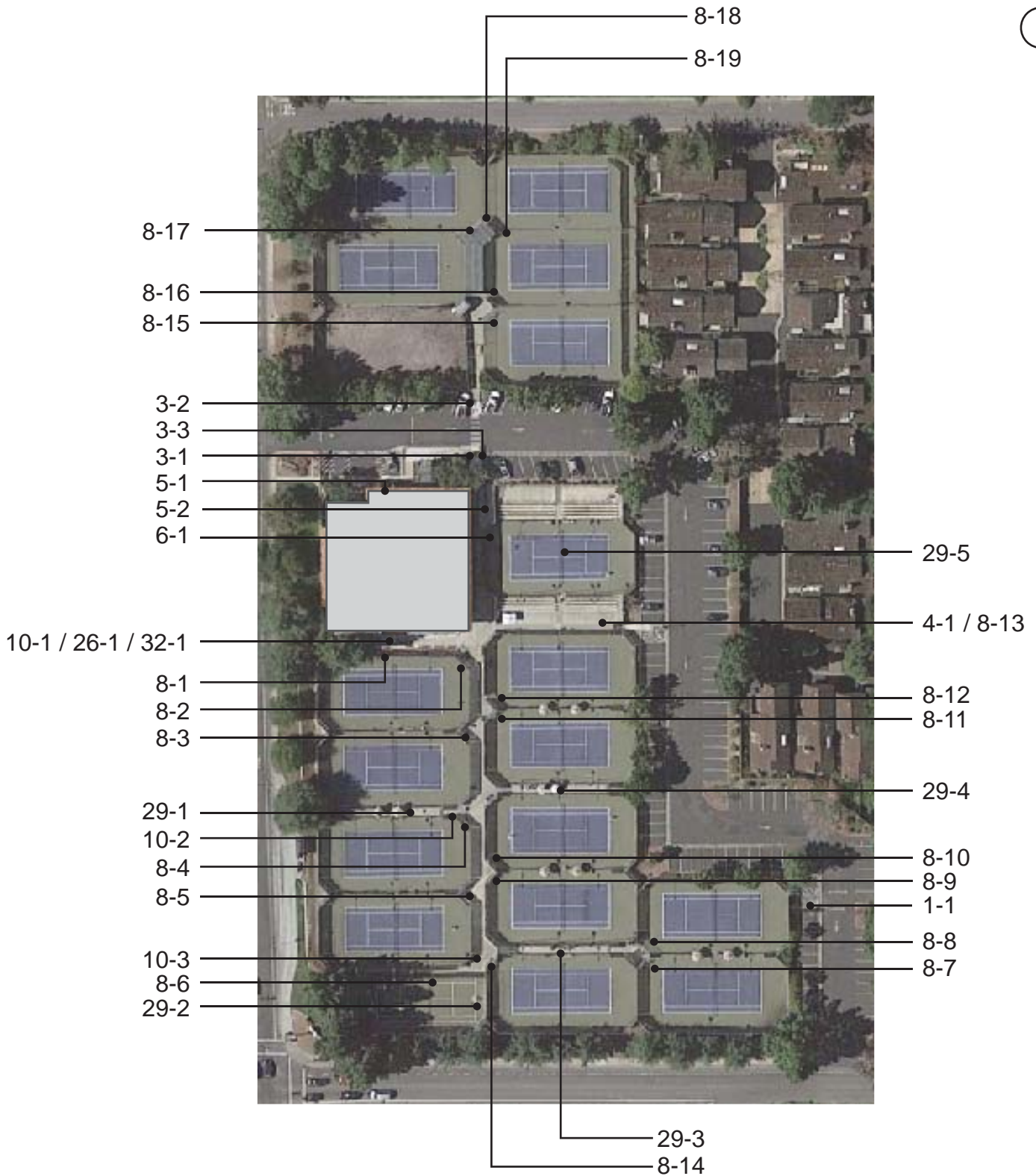
## Cupertino ADA

### Somerset Park

<b>33 - 1</b>	<b>Outdoor Constructed Features</b>	Category: 4
<b>Increase or provide clear floor area</b>		<b>\$700</b>
Notes: Clear floor space adjacent to the bench is 24" deep (36" by 48" min).		
CBC: -		
Other: AGODA 1011.2.1		
<b>33 - 2</b>	<b>Outdoor Constructed Features</b>	Category: 2
<b>Increase or provide clear floor area</b>		<b>\$700</b>
Notes: Clear floor space adjacent to the bench is 24" deep (36" by 48" min).		
CBC: -		
Other: AGODA 1011.2.1		
<b>33 - 3</b>	<b>Outdoor Constructed Features</b>	Category: 2
<b>Increase or provide clear floor area</b>		<b>\$700</b>
Notes: Clear floor space adjacent to the bench is 24" deep (36" by 48" min). 3" change in level at the clear floor space of the fixed bench.		
CBC: -		
Other: AGODA 1011.2.1		
<b>35 - 1</b>	<b>Other</b>	Category: 3
<b>Increase or provide maneuvering or clear floor area</b>		<b>\$1,000</b>
Notes: Clear floor space in front of the Mutt Mitt has a slope of 5.1% (2% max).		
CBC: 11B-305.5		
Other: ADA 305.3, ADA 305.5		
<b>Reposition controls</b>		<b>\$200</b>
Notes: Mutt Mitt is located 49" AFF (15" min to 48" max).		
CBC: 11B-308.2.1, 11B-308.3		
Other: ADA 308.2, ADA 308.2.1, ADA 308.3, ADA 308.3.1, ADA 308.3.2		
<b>43 - 1</b>	<b>Play Equipment Area</b>	Category: 2
<b>Regrade or replace ramp</b>		<b>\$2,460</b>
Notes: 2" change in level at the bottom of the ramp to the play area (1/4" max, up to 1/2" with a bevel).		
CBC: 11B-1008.2.5.1		
Other: ADA 1008.2.5.1		



Sport Center  
21111 Stevens Creek Blvd.  
Cupertino, CA



## Cupertino ADA

### Sport Center

Exterior		
1 - 1	Parking Area	Category: 1
<b>Provide or modify accessible spaces</b>		<b>\$2,945</b>
Notes: No van accessible parking space provided.		
CBC: 1011, 11B-208.2		
Other: ADA 208.2.4		
<b>Provide an accessible path of travel</b>		<b>\$40</b>
Notes: Accessible route is not provided from the parking area to the tennis court. Curb ramp is located in front of the parking space and not the access aisle.		
CBC: 11B-502.7.1		
Other: ADA 502.3		
<b>Provide adequate striping</b>		<b>\$100</b>
Notes: Accessible parking space is 81" wide due to bollards in the parking space (108" min).		
CBC: 11B-502.2		
Other: ADA 502.2		
<b>Install van accessible sign</b>		<b>\$375</b>
Notes: A "Van Accessible" sign is not provided. Required: A "Van Accessible" sign is posted at stalls striped and designated to be van accessible.		
CBC: 11B-502.6		
Other: ADA 208.2.4		
3 - 1	Curb Ramp	Category: 1
<b>Install, replace or modify curb ramp</b>		<b>\$2,460</b>
Notes: Cross slope of the curb ramp is 2.6% (2.0% max).		
CBC: 11B-406		
Other: ADA 405.3, ADA 406.1		
<b>Provide surface texture</b>		<b>\$0</b>
Notes: Grooved border is 11.5" wide (12" min).		
CBC: 11B-406.5.11		
Other: -		
3 - 2	Curb Ramp	Category: 1
<b>Install, replace or modify curb ramp</b>		<b>\$2,460</b>
Notes: Slope of the curb ramp is 8.6% (8.33% max).		
CBC: 11B-405.2, 11B-406		
Other: ADA 405.2, ADA 406.1		
<b>Provide surface texture</b>		<b>\$0</b>
Notes: Grooved border is 11.5" wide (12" min).		
CBC: 11B-406.5.11		
Other: -		

**Cupertino ADA****Sport Center**

<b>Exterior</b>		
<b>3 - 3</b>	<b>Curb Ramp</b>	Category: 1
<b>Provide a level landing</b>		<b>\$90</b>
Notes: The turning space at the bottom of the parallel curb ramp has a slope of 2.8% (2% max). Top landing has a slope of 2.5% (2% max).		
CBC: 11B-406.3.2		
Other: -		
<b>Provide surface texture</b>		<b>\$0</b>
Notes: Grooved border is 11.5" wide (12" min).		
CBC: 11B-406.5.11		
Other: -		
<b>4 - 1</b>	<b>Walk</b>	Category: 2
<b>Grind or patch vertical change of grade</b>		<b>\$250</b>
Notes: 3/4" to 1/2" change of level along expansion joints for 303 linear feet (1/4" max, up to 1/2" with a bevel).		
CBC: 11B-303.2		
Other: ADA 303.2, ADA 303.3		
<b>5 - 1</b>	<b>Ramp</b>	Category: 1
<b>Regrade or replace ramp</b>		<b>\$14,875</b>
Notes: Ramp slope is 8.7% for 35 linear feet (8.33% max).		
CBC: 11B-405.2		
Other: ADA 405.2		
<b>Provide a level landing</b>		<b>\$150</b>
Notes: Bottom landing is 60" long (72" min).		
CBC: 11B-405.7.3.1		
Other: ADA 405.7.3		

## Cupertino ADA

### Sport Center

Exterior		
5 - 2	Ramp	Category: 1
<b>Reduce or eliminate opening</b>		\$250
Notes: Grate openings are 1" wide in the direction of path of travel (1/2" max opening and perpendicular to the path of travel) .		
CBC: 11B-302.3		
Other: ADA 302.3		
<b>Regrade or replace ramp</b>		\$17,000
Notes: Ramp cross slope is 2.7% at drain (2.0% max). Ramp slope is between 8.6% to 9.1% (8.33% max).		
CBC: 11B-405.2, 11B-405.3		
Other: ADA 405.2, ADA 405.3		
<b>Provide a level landing</b>		\$150
Notes: Slope of bottom landing is 2.6% (2.0% max).		
CBC: 11B-405.7.1		
Other: ADA 302, ADA 405.7.1		
6 - 1	Stairway	Category: 1
<b>Replace stairs</b>		\$1,200
Notes: Riser heights range from 7.25" to 7.5" (4" min to 7" max, uniform heights).		
CBC: 11B-504.2		
Other: ADA 504.2, ADA 504.3		
<b>Install a handrail</b>		\$250
Notes: Parallel handrail extensions are not in line with path of travel.		
CBC: 11B-505.2		
Other: ADA 505.2		

## Cupertino ADA

### Sport Center

Exterior		
8 - 1	Door/Gate	Category: 2
<b>Provide or modify door kickplate</b>		<b>\$225</b>
Notes: A smooth and uninterrupted kick plate surface is not provided.		
CBC: 11B-404.2.10		
Other: ADA 404.2.10		
<b>Provide an accessible path of travel</b>		<b>\$40</b>
Notes: An accessible path of travel to court gate is not provided due to 12" pavers with 1" gaps between them (smooth and continuous surface, 1/2" max openings).		
CBC: 11B-206.2.4, 11B-404.2.7		
Other: ADA 206.2.4, ADA 404.1		
<b>Provide strike edge clearance</b>		<b>\$500</b>
Notes: Front approach strike-edge clearance on the pull side of the door is 8.5" due to ground surface (18" min).		
CBC: 11B-404.2.4.1		
Other: ADA 404.2.4.1		
<b>Raise or lower existing hardware</b>		<b>\$125</b>
Notes: Center of door hardware is 48" AFF (34" min to 44" max).		
CBC: 11B-404.2.7		
Other: ADA 404.2.7		
8 - 2	Door/Gate	Category: 2
<b>Provide or modify door kickplate</b>		<b>\$225</b>
Notes: A smooth and uninterrupted kick plate surface is not provided.		
CBC: 11B-404.2.10		
Other: ADA 404.2.10		
<b>Replace or modify door threshold</b>		<b>\$125</b>
Notes: Threshold has a vertical change of 3.5" (1/4" max, up to 1/2" with a bevel).		
CBC: 11B-404.2.5		
Other: ADA 404.2.5		
8 - 3	Door/Gate	Category: 2
<b>Provide or modify door kickplate</b>		<b>\$225</b>
Notes: A smooth and uninterrupted kick plate surface is not provided.		
CBC: 11B-404.2.10		
Other: ADA 404.2.10		
<b>Replace or modify door threshold</b>		<b>\$125</b>
Notes: Threshold has a vertical change of 3.5" (1/4" max, up to 1/2" with a bevel).		
CBC: 11B-404.2.5		
Other: ADA 404.2.5		

## Cupertino ADA

### Sport Center

Exterior		
8 - 4	Door/Gate	Category: 2
<b>Provide or modify door kickplate</b>		<b>\$225</b>
Notes: A smooth and uninterrupted kick plate surface is not provided.		
CBC: 11B-404.2.10		
Other: ADA 404.2.10		
<b>Replace or modify door threshold</b>		<b>\$125</b>
Notes: Threshold has a vertical change of 3.5" (1/4" max, up to 1/2" with a bevel).		
CBC: 11B-404.2.5		
Other: ADA 404.2.5		
8 - 5	Door/Gate	Category: 2
<b>Provide or modify door kickplate</b>		<b>\$225</b>
Notes: A smooth and uninterrupted kick plate surface is not provided.		
CBC: 11B-404.2.10		
Other: ADA 404.2.10		
<b>Replace or modify door threshold</b>		<b>\$125</b>
Notes: Threshold has a vertical change of 3.5" (1/4" max, up to 1/2" with a bevel).		
CBC: 11B-404.2.5		
Other: ADA 404.2.5		
8 - 6	Door/Gate	Category: 2
<b>Provide or modify door kickplate</b>		<b>\$225</b>
Notes: A smooth and uninterrupted kick plate surface is not provided.		
CBC: 11B-404.2.10		
Other: ADA 404.2.10		
<b>Replace or modify door threshold</b>		<b>\$125</b>
Notes: Threshold has a vertical change of 3.5" (1/4" max, up to 1/2" with a bevel). (There is a 48" long movable ramp with a slope of 12.8%).		
CBC: 11B-404.2.5		
Other: ADA 404.2.5		
8 - 7	Door/Gate	Category: 2
<b>Provide or modify door kickplate</b>		<b>\$225</b>
Notes: A smooth and uninterrupted kick plate surface is not provided.		
CBC: 11B-404.2.10		
Other: ADA 404.2.10		
<b>Replace or modify door threshold</b>		<b>\$125</b>
Notes: Threshold has a vertical change of 3.5" (1/4" max, up to 1/2" with a bevel).		
CBC: 11B-404.2.5		
Other: ADA 404.2.5		

## Cupertino ADA

### Sport Center

Exterior		
8 - 8	Door/Gate	Category: 2
<b>Provide or modify door kickplate</b>		<b>\$225</b>
Notes: A smooth and uninterrupted kick plate surface is not provided.		
CBC: 11B-404.2.10		
Other: ADA 404.2.10		
<b>Replace or modify door threshold</b>		<b>\$125</b>
Notes: Threshold has a vertical change of 3" (1/4" max, up to 1/2" with a bevel).		
CBC: 11B-404.2.5		
Other: ADA 404.2.5		
8 - 9	Door/Gate	Category: 2
<b>Provide or modify door kickplate</b>		<b>\$225</b>
Notes: A smooth and uninterrupted kick plate surface is not provided.		
CBC: 11B-404.2.10		
Other: ADA 404.2.10		
<b>Replace or modify door threshold</b>		<b>\$125</b>
Notes: Threshold has a vertical change of 3.5" (1/4" max, up to 1/2" with a bevel).		
CBC: 11B-404.2.5		
Other: ADA 404.2.5		
8 - 10	Door/Gate	Category: 2
<b>Provide or modify door kickplate</b>		<b>\$225</b>
Notes: A smooth and uninterrupted kick plate surface is not provided.		
CBC: 11B-404.2.10		
Other: ADA 404.2.10		
<b>Replace or modify door threshold</b>		<b>\$125</b>
Notes: Threshold has a vertical change of 3.5" (1/4" max, up to 1/2" with a bevel).		
CBC: 11B-404.2.5		
Other: ADA 404.2.5		
8 - 11	Door/Gate	Category: 2
<b>Provide or modify door kickplate</b>		<b>\$225</b>
Notes: A smooth and uninterrupted kick plate surface is not provided.		
CBC: 11B-404.2.10		
Other: ADA 404.2.10		
<b>Replace or modify door threshold</b>		<b>\$125</b>
Notes: Threshold has a vertical change of 3" (1/4" max, up to 1/2" with a bevel).		
CBC: 11B-404.2.5		
Other: ADA 404.2.5		

## Cupertino ADA

### Sport Center

Exterior		
8 - 12	Door/Gate	Category: 2
<b>Provide or modify door kickplate</b>		\$225
Notes: A smooth and uninterrupted kick plate surface is not provided.		
CBC: 11B-404.2.10		
Other: ADA 404.2.10		
<b>Replace or modify door threshold</b>		\$125
Notes: Threshold has a vertical change of 3.5" (1/4" max, up to 1/2" with a bevel).		
CBC: 11B-404.2.5		
Other: ADA 404.2.5		
8 - 13	Door/Gate	Category: 2
<b>Provide or modify door kickplate</b>		\$225
Notes: A smooth and uninterrupted kick plate surface is not provided.		
CBC: 11B-404.2.10		
Other: ADA 404.2.10		
<b>Replace or modify door threshold</b>		\$125
Notes: Threshold has a vertical change of 1/2" (1/4" max, up to 1/2" with a bevel).		
CBC: 11B-404.2.5		
Other: ADA 404.2.5		
<b>Locked or Alarmed Door - Not Surveyed</b>		\$0
Notes: Door not surveyed.		
CBC: -		
Other: -		
8 - 14	Door/Gate	Category: 2
<b>Provide or modify door kickplate</b>		\$225
Notes: A smooth and uninterrupted kick plate surface is not provided.		
CBC: 11B-404.2.10		
Other: ADA 404.2.10		
<b>Replace or modify door threshold</b>		\$125
Notes: Threshold has a vertical change of 1.75" (1/4" max, up to 1/2" with a bevel).		
CBC: 11B-404.2.5		
Other: ADA 404.2.5		



## Cupertino ADA

### Sport Center

Exterior		
<b>8 - 15</b>	<b>Door/Gate</b>	Category: 2
<b>Provide or modify door kickplate</b>		\$225
Notes: A smooth and uninterrupted kick plate surface is not provided.		
CBC: 11B-404.2.10		
Other: ADA 404.2.10		
<b>Replace or modify door threshold</b>		\$125
Notes: Threshold has a vertical change of 3" (1/4" max, up to 1/2" with a bevel).		
CBC: 11B-404.2.5		
Other: ADA 404.2.5		
<b>8 - 16</b>	<b>Door/Gate</b>	Category: 2
<b>Provide or modify door kickplate</b>		\$225
Notes: A smooth and uninterrupted kick plate surface is not provided.		
CBC: 11B-404.2.10		
Other: ADA 404.2.10		
<b>Replace or modify door threshold</b>		\$125
Notes: Threshold has a vertical change of 3" (1/4" max, up to 1/2" with a bevel).		
CBC: 11B-404.2.5		
Other: ADA 404.2.5		
<b>8 - 17</b>	<b>Door/Gate</b>	Category: 2
<b>Provide or modify door kickplate</b>		\$225
Notes: A smooth and uninterrupted kick plate surface is not provided.		
CBC: 11B-404.2.10		
Other: ADA 404.2.10		
<b>Replace or modify door threshold</b>		\$125
Notes: Threshold has a vertical change of 3" (1/4" max, up to 1/2" with a bevel).		
CBC: 11B-404.2.5		
Other: ADA 404.2.5		
<b>8 - 18</b>	<b>Door/Gate</b>	Category: 2
<b>Provide or modify door kickplate</b>		\$225
Notes: A smooth and uninterrupted kick plate surface is not provided.		
CBC: 11B-404.2.10		
Other: ADA 404.2.10		
<b>Replace or modify door threshold</b>		\$125
Notes: Threshold has a vertical change of 3" (1/4" max, up to 1/2" with a bevel).		
CBC: 11B-404.2.5		
Other: ADA 404.2.5		

## Cupertino ADA

### Sport Center

Exterior		
<b>8 - 19</b>	<b>Door/Gate</b>	Category: 2
<b>Provide or modify door kickplate</b>		<b>\$225</b>
Notes: A smooth and uninterrupted kick plate surface is not provided.		
CBC: 11B-404.2.10		
Other: ADA 404.2.10		
<b>Replace or modify door threshold</b>		<b>\$125</b>
Notes: Threshold has a vertical change of 3" (1/4" max, up to 1/2" with a bevel).		
CBC: 11B-404.2.5		
Other: ADA 404.2.5		
<b>10 - 1</b>	<b>Drinking Fountain</b>	Category: 3
<b>Provide an accessible path of travel</b>		<b>\$40</b>
Notes: An accessible route to the drinking fountain is not provided due to 5.75" curb in the clear floor space (1/4" max, up to 1/2" with a bevel).		
CBC: 11B-206.2		
Other: ADA 206.2		
<b>Raise or lower fountain</b>		<b>\$1,500</b>
Notes: Space between floor/ground and bottom of fountain is 26.25" (27" min).		
CBC: 11B-306.3		
Other: ADA 306.3, ADA 306.3.1		
<b>Adjust the water stream height or direction</b>		<b>\$125</b>
Notes: The flow of the water is 2.5" high (4" high min).		
CBC: 11B-602.6		
Other: ADA 602.6		
<b>Install an additional high or low fountain</b>		<b>\$3,000</b>
Notes: A higher standing person fountain is not provided.		
CBC: 11B-211.2		
Other: ADA 211.2		
<b>10 - 2</b>	<b>Drinking Fountain</b>	Category: 3
<b>Install an additional high or low fountain</b>		<b>\$3,000</b>
Notes: A standing person drinking fountain is not provided.		
CBC: 11B-211.2		
Other: ADA 211.2		
<b>Provide wing walls</b>		<b>\$1,000</b>
Notes: Drinking fountain protrudes 16" from vertical support at 28" AFF (protrusion more than 4" must be mounted below 27" or above 80").		
CBC: 11B-602.8, 11B-602.9		
Other: ADA 307		

## Cupertino ADA

### Sport Center

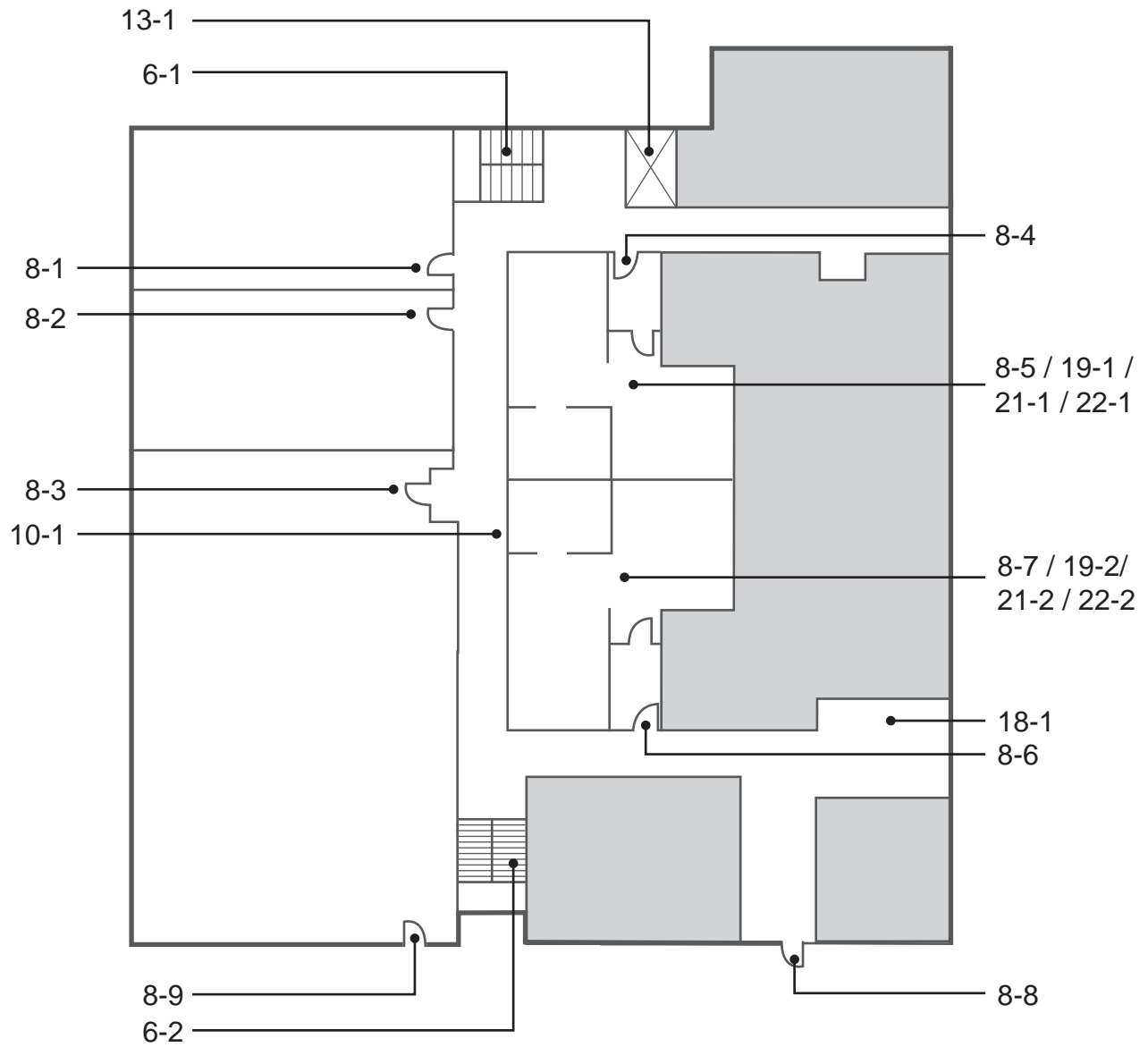
<b>Exterior</b>		
<b>10 - 3</b>	<b>Drinking Fountain</b>	Category: 3
<b>Provide wing walls</b>		\$1,000
Notes: Drinking fountain protrudes 20.5" from vertical support at 29.5" AFF (protrusion more than 4" must be mounted below 27" or above 80").		
CBC: 11B-602.8, 11B-602.9		
Other: ADA 307		
<b>Install an additional high or low fountain</b>		\$3,000
Notes: A standing person drinking fountain is not provided. Accessible drinking fountain is not working.		
CBC: 11B-211.2		
Other: ADA 211.2		
<b>26 - 1</b>	<b>Eating Area</b>	Category: 3
<b>Increase or provide maneuvering or clear floor area</b>		\$1,000
Notes: Clear floor space adjacent to the ice machine has a slope of 4% (2% max).		
CBC: 11B-305		
Other: ADA 305.3		
<b>29 - 1</b>	<b>Game and Sports Area</b>	Category: 2
<b>Provide an accessible path of travel</b>		\$0
Notes: Accessible route is not provided to spectator area adjacent to tennis courts 10 and 11 due to 3 risers in the path of travel. Risers do not have handrails or striping.		
CBC: 11B-206.2.2		
Other: ADA 206.2.2		
<b>29 - 2</b>	<b>Game and Sports Area</b>	Category: 2
<b>Provide an accessible path of travel</b>		\$0
Notes: Accessible route to the tennis ball machine is not provided. Tennis net is in the path of travel. Up to 12% slope down to machine (2% max).		
CBC: 11B-206.2.2		
Other: ADA 206.2.2		
<b>29 - 3</b>	<b>Game and Sports Area</b>	Category: 2
<b>Provide an accessible path of travel</b>		\$0
Notes: Accessible route is not provided to spectator area adjacent to tennis courts 6 and 7 due to 2 risers in the path of travel. Risers do not have handrails or striping.		
CBC: 11B-206.2.2		
Other: ADA 206.2.2		

## Cupertino ADA

### Sport Center

Exterior		
<b>29 - 4</b>	<b>Game and Sports Area</b>	Category: 2
<b>Provide an accessible path of travel</b>		\$0
Notes: Accessible route is not provided to spectator area adjacent to tennis courts due to 3 risers in the path of travel. Risers do not have handrails or striping.		
CBC: 11B-206.2.2		
Other: ADA 206.2.2		
<b>29 - 5</b>	<b>Game and Sports Area</b>	Category: 2
<b>Provide an accessible path of travel</b>		\$0
Notes: Accessible route is not provided to spectator area on west side of court. 2 sets of stairs with 4 risers each have no handrails.		
CBC: 11B-206.2.2		
Other: ADA 206.2.2		
<b>Modify wheelchair seating</b>		\$0
Notes: No integrated accessible spectator seating provided.		
CBC: 11B-221.2.2		
Other: ADA 221.2.2		
<b>32 - 1</b>	<b>Picnic Area</b>	Category: 2
<b>Provide an accessible table</b>		\$0
Notes: Knee space is 6.5" deep (8" min).		
CBC: 11B-306.3		
Other: -		
<b>Provide an accessible picnic unit</b>		\$6,400
Notes: An accessible table is not provided in a picnic area with 5 tables. (2 required).		
CBC: 11B-246.5		
Other: -		

Sport Center - Floor 1  
21111 Stevens Creek Blvd.  
Cupertino, CA



**Cupertino ADA****Sport Center**

<b>Floor 1</b>		
<b>6 - 1</b>	<b>Stairway</b>	<b>Category: 2</b>
<b>Replace stairs</b>		<b>\$4,800</b>
Notes: Stairway with 16 risers. Riser heights are 7.5" (4" min to 7" max).		
CBC: 11B-504.2		
Other: ADA 504.2, ADA 504.3		
<b>Raise or lower existing handrail</b>		<b>\$500</b>
Notes: Handrail top surface is mounted 42" above the stair nosing (34" min to 38" max).		
CBC: 11B-505.4		
Other: ADA 505.4		
<b>Install a handrail</b>		<b>\$500</b>
Notes: A parallel extension of 8.5" is provided at the top of the handrail before turning 90 degrees for 12" (12" min). A sloped extension is not provided on one bottom extension (one tread-width min).		
CBC: 11B-505.10.2, 11B-505.10.3		
Other: ADA 505.10.2, ADA 505.10.3		
<b>6 - 2</b>	<b>Stairway</b>	<b>Category: 2</b>
<b>Install a handrail</b>		<b>\$500</b>
Notes: Parallel extension at the top of the handrail extends 5" before turning 90 degrees for 10". Parallel extension in the bottom of the handrail is 9" (12" min). Parallel extension at the bottom of the handrail on the lower flight of stairs is 4.5" (12" min).		
CBC: 11B-505.10.2, 11B-505.10.3		
Other: ADA 505.10.2, ADA 505.10.3		
<b>Repair stair nosing</b>		<b>\$1,625</b>
Notes: Tread nosing overhangs riser horizontally at 90 degrees (30 degrees max) at a depth of 1", 13 risers (rounded with a radius of 1/2" max).		
CBC: 11B-504.5		
Other: ADA 504.5		
<b>Raise or lower existing handrail</b>		<b>\$500</b>
Notes: Handrail top surface is mounted 39" above the stair tread at the upper flight and 40" above the stair tread at the lower flight (34" min to 38" max).		
CBC: 11B-505.4		
Other: ADA 505.4		

## Cupertino ADA

### Sport Center

Floor 1		
8 - 1	Door/Gate	Category: 2
<b>Modify door window or side light</b>		\$500
Notes: Bottom of the door's window glazing is 55.75" AFF (43" max).		
CBC: 11B-404.2.11		
Other: ADA 404.2.11		
<b>Replace door hardware</b>		\$425
Notes: Inside door handle requires grasping and twisting to operate.		
CBC: 11B-309.4, 11B-404.2.7		
Other: ADA 309.4		
8 - 2	Door/Gate	Category: 2
<b>Modify door window or side light</b>		\$500
Notes: Bottom of the door's window glazing is 55.75" AFF (43" max).		
CBC: 11B-404.2.11		
Other: ADA 404.2.11		
<b>Replace door hardware</b>		\$425
Notes: Inside door handle requires grasping and twisting to operate.		
CBC: 11B-309.4, 11B-404.2.7		
Other: ADA 309.4		
8 - 3	Door/Gate	Category: 2
<b>Provide strike edge clearance</b>		\$0
Notes: Front approach strike-edge clearance on the pull side of the door is 4" due to movable trash can (18" min).		
CBC: 11B-404.2.4.1		
Other: ADA 404.2.4.1		
<b>Modify door window or side light</b>		\$500
Notes: Bottom of the door's window glazing is 55.25" AFF (43" max).		
CBC: 11B-404.2.11		
Other: ADA 404.2.11		
<b>Adjust door closer</b>		\$125
Notes: Door opening force is 7 lbs (5 lbs max).		
CBC: 11B-404.2.9		
Other: ADA 404.2.9		
8 - 4	Door/Gate	Category: 2
<b>Adjust door closer</b>		\$125
Notes: Door opening force is 19 lbs due to initial stick (5 lbs max).		
CBC: 11B-404.2.9		
Other: ADA 404.2.9		

**Cupertino ADA****Sport Center**

<b>Floor 1</b>		
<b>8 - 5</b>	<b>Door/Gate</b>	<b>Category: 2</b>
<b>Adjust door closer</b>		<b>\$125</b>
Notes: Door opening force is 9 lbs (5 lbs max).		
CBC: 11B-404.2.9		
Other: ADA 404.2.9		
<b>Provide strike edge clearance</b>		<b>\$0</b>
Notes: Front approach strike-edge clearance on swing side of the door is 12" due to movable scale (18" min).		
CBC: 11B-404.2.4.1		
Other: ADA 404.2.4.1		
<b>8 - 6</b>	<b>Door/Gate</b>	<b>Category: 2</b>
<b>Adjust door closer</b>		<b>\$125</b>
Notes: Door opening force is 12 lbs (5 lbs max).		
CBC: 11B-404.2.9		
Other: ADA 404.2.9		
<b>8 - 7</b>	<b>Door/Gate</b>	<b>Category: 2</b>
<b>Adjust door closer</b>		<b>\$125</b>
Notes: Door opening force is 13 lbs (5 lbs max).		
CBC: 11B-404.2.9		
Other: ADA 404.2.9		
<b>Provide strike edge clearance</b>		<b>\$0</b>
Notes: Front approach strike-edge clearance on the swing side of the door is 11" due to movable scale (18" min).		
CBC: 11B-404.2.4.1		
Other: ADA 404.2.4.1		
<b>8 - 8</b>	<b>Door/Gate</b>	<b>Category: 1</b>
<b>Adjust door closer</b>		<b>\$125</b>
Notes: Door opening force is 10 lbs (5 lbs max).		
CBC: 11B-404.2.9		
Other: ADA 404.2.9		



**Cupertino ADA****Sport Center**

<b>Floor 1</b>		
<b>8 - 9</b>	<b>Door/Gate</b>	<b>Category: 1</b>
<b>Install or modify sign</b>		<b>\$250</b>
Notes: A tactile and Braille EXIT sign is not provided in passageway for emergency exit.		
CBC: 1011		
Other: ADA 216.4.1, ADA 703.4.1		
<b>Locked or Alarmed Door - Not Surveyed</b>		<b>\$0</b>
Notes: Door not surveyed.		
CBC: -		
Other: -		
<b>10 - 1</b>	<b>Drinking Fountain</b>	<b>Category: 3</b>
<b>Raise or lower fountain</b>		<b>\$1,500</b>
Notes: Space between floor and bottom of fountain is 26-5/8" (27" min).		
CBC: 11B-306.3		
Other: ADA 306.3, ADA 306.3.1		
<b>Increase or provide maneuvering or clear floor area</b>		<b>\$1,000</b>
Notes: Drinking fountain alcove is 21.75" wide (30" min).		
CBC: 11B-305, 11B-306, 11B-602.2		
Other: ADA 305, ADA 305.3, ADA 305.5, ADA 306		
<b>13 - 1</b>	<b>Elevator</b>	<b>Category: 1</b>
<b>Adjust elevator controls and labeling</b>		<b>\$790</b>
Notes: The first floor of the building is marked as the main floor of the building in the push buttons inside the elevator. Out side the elevator the second floor is marked as the main floor.		
CBC: -		
Other: ADA 407.4.7.1.3		
<b>Adjust or provide elevator signals and indicators</b>		<b>\$2,000</b>
Notes: An audible signal sound is provided only on the second floor.		
CBC: 11B-407.2.2.3		
Other: ADA 407.2.2.3		
<b>18 - 1</b>	<b>Room</b>	<b>Category: 2</b>
<b>Reposition controls and outlets</b>		<b>\$200</b>
Notes: Coat hooks are located 52" AFF (15" min to 48" max).		
CBC: 11B-308.2		
Other: ADA 308.2, ADA 308.2.1		
<b>Provide accessible sink</b>		<b>\$3,000</b>
Notes: Sink is 8" deep (6.5" max depth).		
CBC: 11B-606.7		
Other: -		

## Cupertino ADA

### Sport Center

Floor 1		
19 - 1	Multiple User Restroom	Category: 2
<b>Install restroom sign</b>		<b>\$250</b>
Notes: Bottom of tactile lettering on the top line of text on federal sign is 62.5" AFF (60" min).		
CBC: -		
Other: ADA 703		
<b>Modify lavatory or counter clearances</b>		<b>\$1,500</b>
Notes: Knee space measured at 8" deep from the centerline of the lavatory is 22" AFF (27" min).		
CBC: 11B-306.3.3		
Other: ADA 306.3, ADA 306.3.3		
<b>Provide or replace compartment door hardware</b>		<b>\$175</b>
Notes: Compartment door is not self closing (compartment door must have U-shaped handles both inside and outside of the door and be self-closing).		
CBC: 11B-604.8.1.2		
Other: ADA 604.8.1.2		
<b>Replace or modify grab bars</b>		<b>\$300</b>
Notes: Side grab bar extends 52.5" from the rear wall (54" min).		
CBC: 11B-604.5.1		
Other: ADA 604.5.1		
<b>Replace or reposition fixtures</b>		<b>\$1,250</b>
Notes: Centerline of the water closet is 18.5" from side wall (17" min to 18" max).		
CBC: 11B-604.2		
Other: ADA 604.2		
<b>Replace or reposition dispenser</b>		<b>\$250</b>
Notes: Hair dryer is 60" AFF (40" max). Centerline of toilet paper is flush with front of the water closet (7" min to 9" max).		
CBC: 11B-603.5		
Other: -		

## Cupertino ADA

### Sport Center

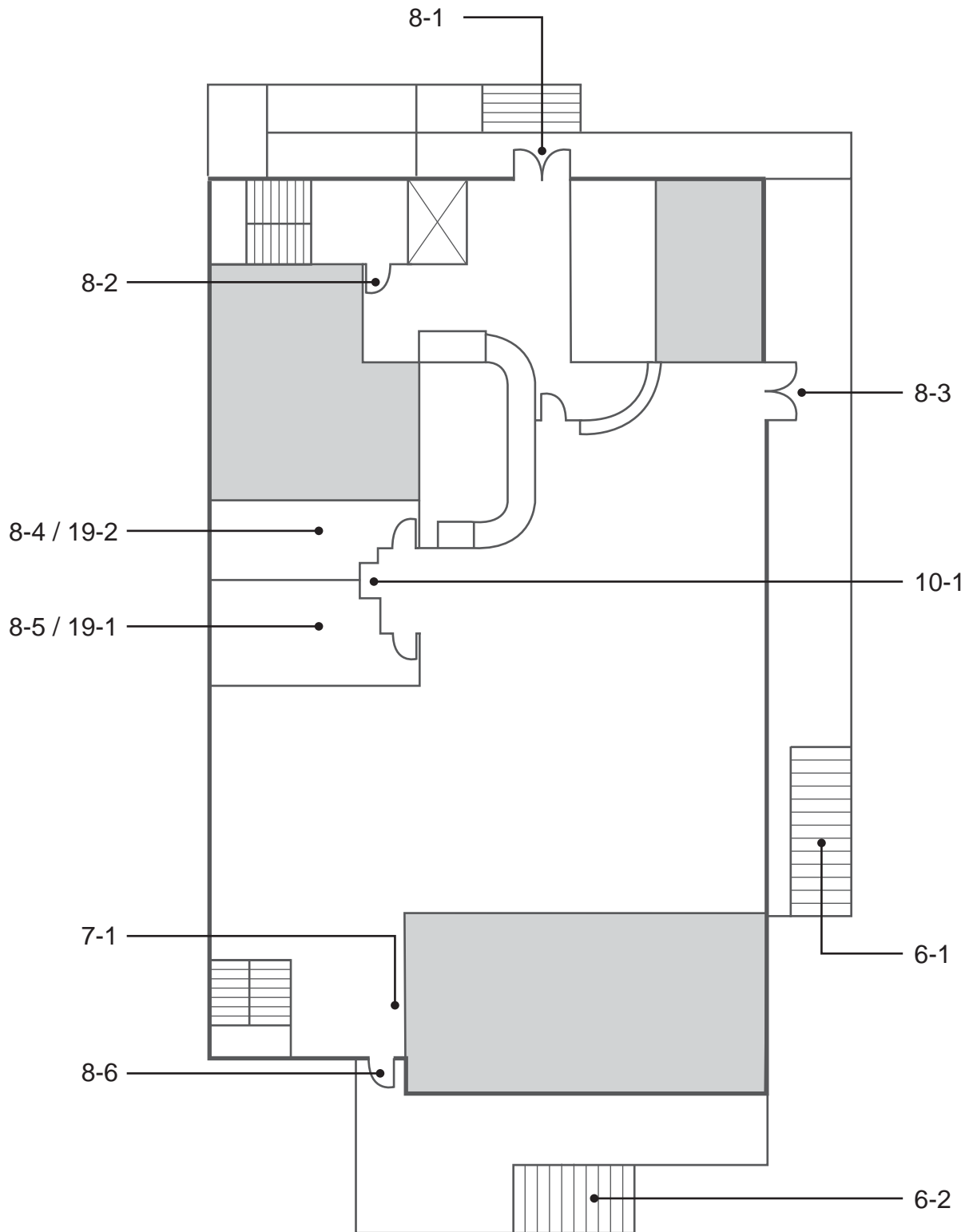
Floor 1		
19 - 2	Multiple User Restroom	Category: 2
<b>Provide or replace compartment door hardware</b>		<b>\$175</b>
Notes: Compartment door is not self closing (compartment door must have U-shaped handles both inside and outside of the door and be self-closing).		
CBC: 11B-604.8.1.2		
Other: ADA 604.8.1.2		
<b>Replace or modify grab bars</b>		<b>\$600</b>
Notes: Side grab bar extends 52.25" from the rear wall (54" min). Rear grab bar extends 11" from the centerline of the water closet (36" long min, extends 12" and 24" min from centerline of water closet).		
CBC: 11B-604.5.1, 11B-604.5.2		
Other: ADA 604.5.1, ADA 604.5.2		
<b>Reposition clothing hooks</b>		<b>\$125</b>
Notes: Height of coat hooks is 56" (48" max).		
CBC: 11B-603.4		
Other: ADA 308		
<b>Replace or reposition dispenser</b>		<b>\$250</b>
Notes: Hair dryer is 61" AFF (40" max). Centerline of toilet paper is flush with front of the water closet (7" min to 9" max).		
CBC: 11B-603.5		
Other: -		
<b>Install restroom sign</b>		<b>\$250</b>
Notes: Bottom of the top line of tactile lettering on federal sign is 62.5" AFF (60" min).		
CBC: -		
Other: ADA 703		
21 - 1	Locker Room	Category: 2
<b>Provide accessible fixed bench</b>		<b>\$2,000</b>
Notes: Back support in the fixed benches is not provided (48" long and 18" high). Bench is 36" long and 9.5" deep (48" long by 20" to 24" deep).		
CBC: 11B-903.3, 11B-903.4		
Other: ADA 903.3, ADA 903.4		
<b>Replace or reposition mirror</b>		<b>\$150</b>
Notes: Full-length mirror is 11.5" wide by 47.5" long, and the bottom edge is 22.5" AFF (18" wide and 54" high min, 20" max AFF).		
CBC: 11B-803.6		
Other: -		

## Cupertino ADA

### Sport Center

Floor 1		
21 - 2	Locker Room	Category: 2
<b>Provide accessible fixed bench</b>		<b>\$2,000</b>
Notes: Back support in the fixed benches is not provided (48" long and 18" high). Bench is 36" long and 9.5" deep (48" long by 20" to 24" deep).		
CBC: 11B-903.3, 11B-903.4		
Other: ADA 903.3, ADA 903.4		
<b>Replace or reposition mirror</b>		<b>\$150</b>
Notes: Full-length mirror is 11.5" wide by 47.5" long, and the bottom edge is 22.5" AFF (18" wide and 54" high min, 20" max AFF).		
CBC: 11B-803.6		
Other: -		
22 - 1	Bathing Facility	Category: 2
<b>Provide an accessible shower</b>		<b>\$10,000</b>
Notes: Shower seat does not stay folded.		
CBC: 11B-610.3		
Other: ADA 610.3		
22 - 2	Bathing Facility	Category: 2
<b>Modify an accessible shower seat</b>		<b>\$125</b>
Notes: Seat is mounted 2.5" from the side wall (1.5" max).		
CBC: 11B-610.3		
Other: ADA 610.3		

Sport Center - Floor 2  
21111 Stevens Creek Blvd.  
Cupertino, CA



## Cupertino ADA

### Sport Center

Floor 2		
6 - 1	Stairway	Category: 1
Replace stairs		\$3,600
Notes: Risers height range from 6.75" to 7.25" (4" min to 7" max, uniform height required).		
CBC: 11B-504.2		
Other: ADA 504.2, ADA 504.3		
6 - 2	Stairway	Category: 1
Replace stairs		\$3,600
Notes: Riser heights range from 7" to 8" (4" min to 7" max, uniform heights req). 3/8" change in level in a few risers due to warped wood.		
CBC: 11B-504.2		
Other: ADA 504.2, ADA 504.3		
Install a handrail		\$125
Notes: A parallel extension of 8" is provided at the top of the handrail (12" min).		
CBC: 11B-505.10.2		
Other: ADA 505.10.2		
7 - 1	Hazard	Category: 2
Remove overhanging or protruding objects		\$125
Notes: Fire alarm protrudes 6.5" from the wall at 32" AFF (80" min).		
CBC: 11B-307.4		
Other: ADA 307.4		
8 - 1	Door/Gate	Category: 1
Adjust door closer		\$125
Notes: Double door opening force is 14 lbs and 10 lbs (5 lbs max).		
CBC: 11B-404.2.9		
Other: ADA 404.2.9		
Install or modify sign		\$250
Notes: A tactile and Braille EXIT sign is not provided in passageway for emergency exit.		
CBC: 1011		
Other: ADA 216.4.1, ADA 703.4.1		

## Cupertino ADA

### Sport Center

Floor 2		
<b>8 - 2</b>	<b>Door/Gate</b>	Category: 1
<b>Install or modify sign</b>		\$250
Notes: A tactile and Braille EXIT sign is not provided in passageway for emergency exit.		
CBC: 1011		
Other: ADA 216.4.1, ADA 703.4.1		
<b>Adjust door closer</b>		\$125
Notes: Door opening force is 12 lbs (5 lbs max).		
CBC: 11B-404.2.9		
Other: ADA 404.2.9		
<b>8 - 3</b>	<b>Door/Gate</b>	Category: 2
<b>Adjust door closer</b>		\$125
Notes: Double door opening force is 14 lbs and 12 lbs (5 lbs).		
CBC: 11B-404.2.9		
Other: ADA 404.2.9		
<b>8 - 4</b>	<b>Door/Gate</b>	Category: 2
<b>Adjust door closer</b>		\$125
Notes: Door opening force is 9 lbs (5 lbs max).		
CBC: 11B-404.2.9		
Other: ADA 404.2.9		
<b>8 - 5</b>	<b>Door/Gate</b>	Category: 2
<b>Adjust door closer</b>		\$125
Notes: Door opening force is 10 lbs (5 lbs max).		
CBC: 11B-404.2.9		
Other: ADA 404.2.9		
<b>8 - 6</b>	<b>Door/Gate</b>	Category: 2
<b>Replace or modify door threshold</b>		\$125
Notes: Beveled threshold has a vertical change of 1" (1/4" max, up to 1/2" with a bevel).		
CBC: 11B-404.2.5		
Other: ADA 404.2.5		
<b>Install or modify sign</b>		\$250
Notes: A tactile and Braille EXIT sign is not provided in passageway for emergency exit.		
CBC: 1011		
Other: ADA 216.4.1, ADA 703.4.1		
<b>Adjust door closer</b>		\$125
Notes: Door opening force is 13 lbs due to initial stick (5 lbs max).		
CBC: 11B-404.2.9		
Other: ADA 404.2.9		

## Cupertino ADA

### Sport Center

<b>Floor 2</b>		
<b>10 - 1</b>	<b>Drinking Fountain</b>	Category: 3
<b>Raise or lower fountain</b>		<b>\$1,500</b>
Notes: Space between floor and bottom of fountain is 25-3/8" (27" min).		
CBC: 11B-306.3		
Other: ADA 306.3, ADA 306.3.1		
<b>Install an additional high or low fountain</b>		<b>\$3,000</b>
Notes: A higher standing person fountain is not provided.		
CBC: 11B-211.2		
Other: ADA 211.2		
<b>19 - 1</b>	<b>Multiple User Restroom</b>	Category: 2
<b>Reposition clothing hooks</b>		<b>\$125</b>
Notes: Height of coat hook is 56.25" (48" max).		
CBC: 11B-603.4		
Other: ADA 308		
<b>Replace or reposition mirror</b>		<b>\$150</b>
Notes: Bottom of the mirror's reflecting surface is 41.25" AFF (40" max).		
CBC: 11B-603.3		
Other: ADA 603.3		
<b>Provide or replace compartment door hardware</b>		<b>\$175</b>
Notes: Compartment door is not self closing (compartment door must have U-shaped handles both inside and outside of the door and be self-closing).		
CBC: 11B-604.8.1.2		
Other: ADA 604.8.1.2		
<b>Replace or modify grab bars</b>		<b>\$300</b>
Notes: Side grab bar extends 53.25" from the rear wall (54" min).		
CBC: 11B-604.5.1		
Other: ADA 604.5.1		
<b>Replace or reposition dispenser</b>		<b>\$125</b>
Notes: Centerline of toilet paper is 12" in front of the water closet (7" min to 9" max).		
CBC: 11B-604.7		
Other: ADA 604.7		
<b>Install restroom sign</b>		<b>\$250</b>
Notes: Bottom of top row of tactile lettering on federal sign is 62" AFF (60" max). Clear floor space in front of the tactile and Braille sign is 16" (18" min).		
CBC: -		
Other: ADA 703		



**Cupertino ADA**

## Sport Center

<b>Floor 2</b>		
<b>19 - 2</b>	<b>Multiple User Restroom</b>	<b>Category: 2</b>
<b>Reposition clothing hooks</b>		<b>\$125</b>
Notes: Height of coat hook is 57" (48" max).		
CBC: 11B-603.4		
Other: ADA 308		
<b>Replace or reposition mirror</b>		<b>\$150</b>
Notes: Bottom of the mirror's reflecting surface is 41.5" AFF (40" max).		
CBC: 11B-603.3		
Other: ADA 603.3		
<b>Provide or replace compartment door hardware</b>		<b>\$175</b>
Notes: Compartment door is not self closing (compartment door must have U-shaped handles both inside and outside of the door and be self-closing).		
CBC: 11B-604.8.1.2		
Other: ADA 604.8.1.2		
<b>Replace or reposition dispenser</b>		<b>\$250</b>
Notes: Centerline of toilet paper is 12" in front of the water closet (7" min to 9" max). Paper towel dispenser is located 41" AFF (40" max).		
CBC: 11B-604.7		
Other: ADA 604.7		
<b>Provide clear floor or turning space</b>		<b>\$3,000</b>
Notes: Clear floor space in front of the tactile and Braille sign is 16" (18" min).		
CBC: 11B-305.5		
Other: ADA 305.3, ADA 305.5		
<b>Install restroom sign</b>		<b>\$250</b>
Notes: Bottom of top row of tactile lettering on federal sign is 62.5" AFF (60" max).		
CBC: -		
Other: ADA 703		

Sterling/Barnhart Park  
10486 Sterling Boulevard  
Cupertino, CA



**Cupertino ADA**  
Sterling/Barnhart Park

<b>4 - 1</b>	<b>Walk</b>	Category: 2
<b>Regrade surface</b>		<b>\$400</b>
Notes: Cross slope of concrete path is up to 2.9% for 10 linear feet (2.0% max).		
CBC: 11B-403.3		
Other: ADA 403.3		
<b>10 - 1</b>	<b>Drinking Fountain</b>	Category: 3
<b>Increase or provide maneuvering or clear floor area</b>		<b>\$1,000</b>
Notes: Clear floor space of the drinking fountain overlaps the path of travel (30" by 48" min)		
CBC: 11B-305, 11B-306, 11B-602.2		
Other: ADA 305, ADA 305.3, ADA 305.5, ADA 306		
<b>Provide wing walls</b>		<b>\$1,000</b>
Notes: Drinking fountain protrudes 18.5" from vertical support at 27" AFF (protrusion more than 4" must be mounted below 27" or above 80").		
CBC: 11B-602.8, 11B-602.9		
Other: ADA 307		
<b>Replace or adjust water controls</b>		<b>\$125</b>
Notes: Operating effort of control on the accessible drinking fountain is 15 lbs (5 lbs max). Operating effort of control in standing person drinking fountain is 10 lbs (5 lbs max).		
CBC: 11B-309		
Other: ADA 309		
<b>32 - 1</b>	<b>Picnic Area</b>	Category: 4
<b>Increase or provide clear floor area</b>		<b>\$700</b>
Notes: Clear floor space around two picnic tables is 34.5" on one side and 15" on the other (36" min).		
CBC: -		
Other: AGODA 1011.2.1		
<b>33 - 1</b>	<b>Outdoor Constructed Features</b>	Category: 3
<b>Provide an accessible path of travel</b>		<b>\$0</b>
Notes: An accessible route to the fixed recycling container is not provided. Trash can is blocking recycling can.		
CBC: -		
Other: AGODA 1011.2.1		
<b>33 - 2</b>	<b>Outdoor Constructed Features</b>	Category: 4
<b>Increase or provide clear floor area</b>		<b>\$700</b>
Notes: A clear floor space is not provided adjacent to the bench due to drinking fountain (36" by 48" min).		
CBC: -		
Other: AGODA 1011.2.1		

**Cupertino ADA**  
Sterling/Barnhart Park

<b>33 - 3</b>	<b>Outdoor Constructed Features</b>	Category: 4
<b>Provide an accessible path of travel</b>		<b>\$1,200</b>
Notes: An accessible route to two fixed benches is not provided. Route is 30 linear feet over grass.		
CBC: -		
Other: AGODA 1011.2.1		
<b>Increase or provide clear floor area</b>		<b>\$700</b>
Notes: A clear floor space is not provided adjacent to the bench (36" by 48" min).		
CBC: 11B-305		
Other: AGODA 1011.2.1, ADA 305		
<b>33 - 4</b>	<b>Outdoor Constructed Features</b>	Category: 2
<b>Increase or provide clear floor area</b>		<b>\$700</b>
Notes: A clear floor space is not provided adjacent to the bench (36" by 48" min).		
CBC: -		
Other: AGODA 1011.2.1		
<b>33 - 5</b>	<b>Outdoor Constructed Features</b>	Category: 2
<b>Increase or provide clear floor area</b>		<b>\$700</b>
Notes: A clear floor space is not provided adjacent to the bench (36" by 48" min).		
CBC: -		
Other: AGODA 1011.2.1		
<b>33 - 6</b>	<b>Outdoor Constructed Features</b>	Category: 4
<b>Increase or provide clear floor area</b>		<b>\$700</b>
Notes: A clear floor space is not provided adjacent to the bench (36" by 48" min).		
CBC: -		
Other: AGODA 1011.2.1		
<b>35 - 1</b>	<b>Other</b>	Category: 2
<b>Increase or provide maneuvering or clear floor area</b>		<b>\$1,000</b>
Notes: Clear floor space is not provided at chess table (36" by 48"). Clear floor space overlaps with path of travel.		
CBC: 11B-305.5		
Other: ADA 305.3, ADA 305.5		
<b>35 - 2</b>	<b>Other</b>	Category: 3
<b>Reposition controls</b>		<b>\$200</b>
Notes: Mutt Mitt is 51.5" AFF (15" min to 48" max).		
CBC: 11B-308.2.1, 11B-308.3		
Other: ADA 308.2, ADA 308.2.1, ADA 308.3, ADA 308.3.1, ADA 308.3.2		

Stevens Creek Trail  
21975 San Fernando Avenue  
Cupertino, CA



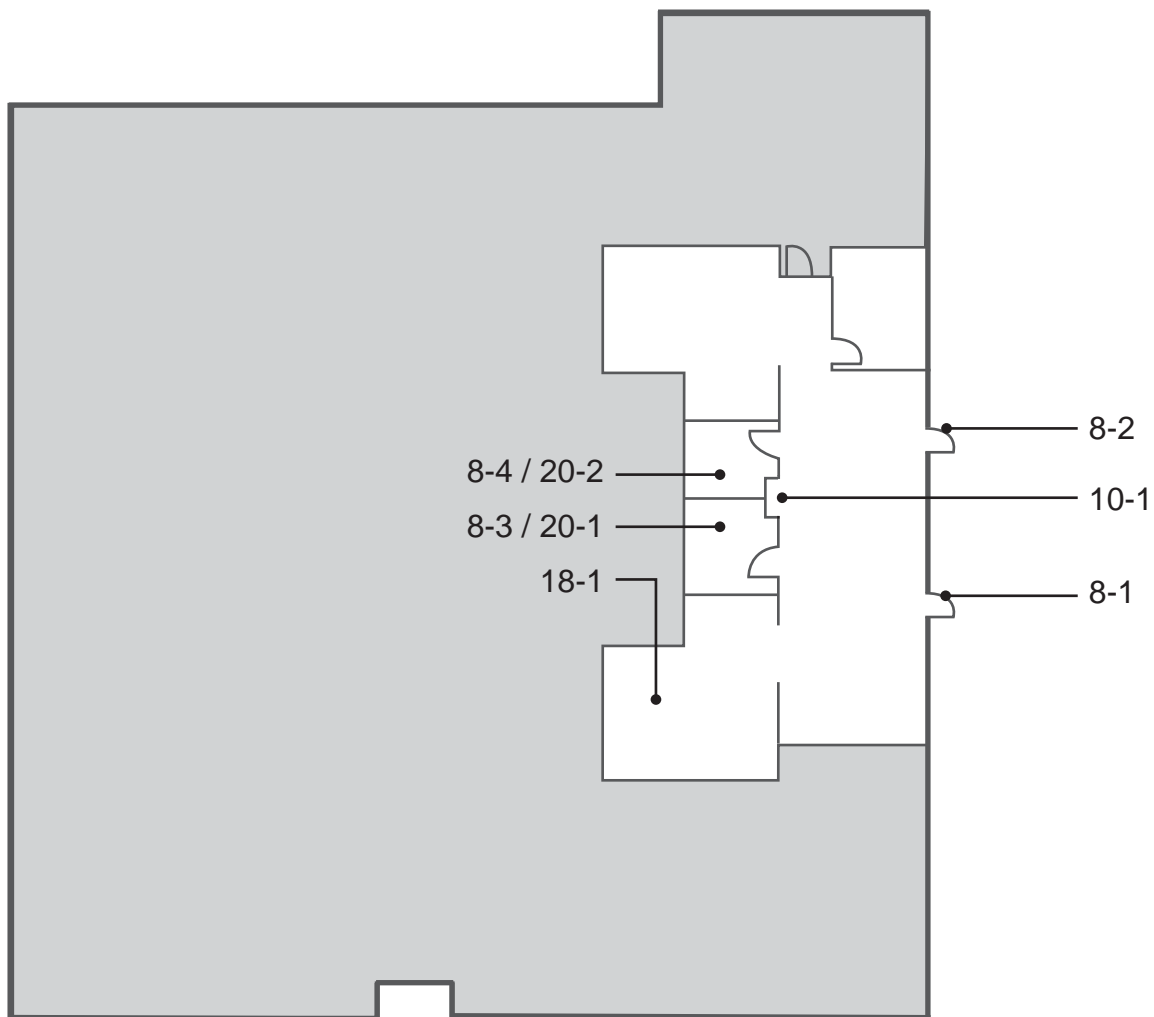
**Cupertino ADA**  
Stevens Creek Trail

<b>4 - 1</b>	<b>Walk</b>	Category: 2
<b>Regrade surface</b>		<b>\$3,840</b>
Notes: Cross slope of path is up to 4.2% for 96 linear feet (2.0% max).		
CBC: 11B-403.3		
Other: ADA 403.3		
<b>4 - 2</b>	<b>Walk</b>	Category: 2
<b>Regrade surface</b>		<b>\$7,240</b>
Notes: Cross slope of path is up to 3% for 181 linear feet (2.0% max).		
CBC: 11B-403.3		
Other: ADA 403.3		
<b>4 - 3</b>	<b>Walk</b>	Category: 2
<b>Regrade surface</b>		<b>\$840</b>
Notes: Cross slope of path is up to 3.6% for 21 linear feet (2.0% max).		
CBC: 11B-403.3		
Other: ADA 403.3		
<b>19 - 1</b>	<b>Multiple User Restroom</b>	Category: 2
<b>Renovate restroom</b>		<b>\$75,000</b>
Notes: The restrooms are not accessible and will require a complete renovation.		
CBC: 11B-213, 11B-604		
Other: ADA 213.3, ADA 604.8		
<b>29 - 1</b>	<b>Game and Sports Area</b>	Category: 2
<b>Provide an accessible path of travel</b>		<b>\$500</b>
Notes: An accessible route to the Bocce ball court is not provided. There is a 9" curb leading to the court (1/4" max, up to 1/2" with a bevel).		
CBC: 11B-206.2.2		
Other: ADA 206.2.2		
<b>32 - 1</b>	<b>Picnic Area</b>	Category: 2
<b>Provide an accessible path of travel</b>		<b>\$800</b>
Notes: An accessible route to three picnic tables by the volleyball court is not provided, due to natural surface.		
CBC: 11B-403		
Other: AGODA F245.4		
<b>32 - 2</b>	<b>Picnic Area</b>	Category: 2
<b>Provide an accessible path of travel</b>		<b>\$800</b>
Notes: An accessible route to six picnic tables is not provided, due to natural surface.		
CBC: 11B-403		
Other: AGODA F245.4		

**Cupertino ADA**  
Stevens Creek Trail

<b>33 - 1</b>	<b>Outdoor Constructed Features</b>	Category: 4
<b>Increase or provide clear floor area</b>		<b>\$700</b>
Notes: A clear floor space is not provided adjacent to two benches (36" by 48" min).		
CBC: -		
Other: AGODA 1011.2.1		
<b>33 - 2</b>	<b>Outdoor Constructed Features</b>	Category: 2
<b>Provide an accessible path of travel</b>		<b>\$800</b>
Notes: An accessible route to six fixed bench is not provided, due to natural surface.		
CBC: -		
Other: AGODA 1011.2.1		
<b>35 - 1</b>	<b>Other</b>	Category: 3
<b>Provide an accessible path of travel</b>		<b>\$240</b>
Notes: An accessible route to the Mutt Mitt is not provided. Route is 6 linear feet over sandy surface.		
CBC: 11B-206.2		
Other: ADA 206.2		

Teen Center  
21111 Stevens Creek Blvd.  
Cupertino, CA





## Cupertino ADA

### Teen Center

<b>8 - 1</b>	<b>Door/Gate</b>	Category: 1
<b>Adjust door closer</b>		\$125
Notes: Door opening force is 10 lbs (5 lbs max).		
CBC: 11B-404.2.9		
Other: ADA 404.2.9		
<b>Regrade surface</b>		\$2,500
Notes: Slope on the swing side of the door is 2.7% (2.0% max).		
CBC: 11B-404.2.4.4		
Other: ADA 404.2.4.4		
<b>8 - 2</b>	<b>Door/Gate</b>	Category: 1
<b>Adjust door closer</b>		\$125
Notes: Door opening force is 10 lbs (5 lbs max).		
CBC: 11B-404.2.9		
Other: ADA 404.2.9		
<b>8 - 3</b>	<b>Door/Gate</b>	Category: 2
<b>Adjust door closer</b>		\$125
Notes: Door opening force is 13 lbs (5 lbs max).		
CBC: 11B-404.2.9		
Other: ADA 404.2.9		
<b>Provide strike edge clearance</b>		\$0
Notes: Front approach strike-edge clearance on the swing side of the door is 9.5" due to movable trash can (18" min).		
CBC: 11B-404.2.4.1		
Other: ADA 404.2.4.1		
<b>8 - 4</b>	<b>Door/Gate</b>	Category: 2
<b>Adjust door closer</b>		\$125
Notes: Door opening force is 15 lbs (5 lbs max).		
CBC: 11B-404.2.9		
Other: ADA 404.2.9		
<b>10 - 1</b>	<b>Drinking Fountain</b>	Category: 3
<b>Raise or lower fountain</b>		\$1,500
Notes: Space between floor and bottom of fountain is 26.75" (27" min).		
CBC: 11B-306.3		
Other: ADA 306.3, ADA 306.3.1		

## Cupertino ADA

### Teen Center

<b>20 - 1</b>	<b>Single User Restroom</b>	Category: 2
<b>Install restroom sign</b>		<b>\$250</b>
Notes: Bottom of top row of tactile lettering on federal sign is 62.5" AFF (60" max).		
CBC: -		
Other: ADA 703		
<b>Replace or modify grab bars</b>		<b>\$300</b>
Notes: Side grab bar ends 52.5" from the rear wall (54" min).		
CBC: 11B-604.5.1		
Other: ADA 604.5.1		
<b>Replace or reposition dispenser</b>		<b>\$250</b>
Notes: Height of soap dispenser is 41.5" AFF (40" max). Centerline of toilet paper dispenser is flush with the front edge of the water closet (7" min to 9" max).		
CBC: 11B-603.5		
Other: -		
<b>20 - 2</b>	<b>Single User Restroom</b>	Category: 2
<b>Install restroom sign</b>		<b>\$250</b>
Notes: Bottom of the top row of tactile lettering on federal sign is 62.5" AFF (60" max).		
CBC: -		
Other: ADA 703		
<b>Replace or modify grab bars</b>		<b>\$600</b>
Notes: Side grab bar extends 52" from the rear wall (54" min). Rear grab bar extends 11.5" from the centerline of the water closet (36" long min, extends 12" min and 24" min from centerline of water closet)		
CBC: 11B-604.5.1, 11B-604.5.2		
Other: ADA 604.5.1, ADA 604.5.2		

Three Oaks Park  
Candlelight Way near Rainbow  
Cupertino, CA



**Cupertino ADA**  
Three Oaks Park

<b>1 - 1</b>	<b>Parking Area</b>	Category: 1
<b>Regrade accessible parking space or access aisle</b>		<b>\$1,600</b>
Notes: Slopes of accessible parking is 4% and up to 4.9% at asphalt patch to ramp (2% max).		
CBC: 11B-502.4		
Other: ADA 502.4		
<b>Install van accessible sign</b>		<b>\$375</b>
Notes: A "Van Accessible" sign is not provided. Required: A "Van Accessible" sign is posted at stalls striped and designated to be van accessible.		
CBC: 11B-502.6		
Other: ADA 208.2.4		
<b>Provide or modify accessible access aisles</b>		<b>\$210</b>
Notes: Van access aisle width is 94" (96" min).		
CBC: 11B-502.2, 11B-502.3.1		
Other: ADA 502.3.1		
<b>3 - 1</b>	<b>Curb Ramp</b>	Category: 1
<b>Provide detectable warnings</b>		<b>\$1,000</b>
Notes: Truncated domes are 2.5" apart (2.35" max).		
CBC: 11B-406.5.12		
Other: ADA 705.1		
<b>Grind or patch vertical change of grade</b>		<b>\$250</b>
Notes: 1/2" change in level at top of the curb ramp (curb ramp must be free of level changes).		
CBC: 11B-303.2.3, 11B-405.4		
Other: ADA 405.4		
<b>4 - 1</b>	<b>Walk</b>	Category: 1
<b>Regrade surface</b>		<b>\$800</b>
Notes: Cross slope of asphalt path is up to 4.4% for 40 linear feet (2.0% max).		
CBC: 11B-403.3		
Other: ADA 403.3		
<b>4 - 2</b>	<b>Walk</b>	Category: 1
<b>Regrade surface</b>		<b>\$260</b>
Notes: Running slope of asphalt path is up to 15% for 13 linear feet (5.0% max).		
CBC: 11B-403.3		
Other: ADA 403.3		

**Cupertino ADA**  
Three Oaks Park

<b>4 - 3</b>	<b>Walk</b>	Category: 1
<b>Regrade surface</b>		<b>\$240</b>
Notes: Running slope of asphalt path is up to 7% for 12 linear feet (5.0% max).		
CBC: 11B-403.3		
Other: ADA 403.3		
<b>10 - 1</b>	<b>Drinking Fountain</b>	Category: 3
<b>Increase or provide maneuvering or clear floor area</b>		<b>\$1,000</b>
Notes: Slope of clear space in front of the water fountain is 3.4% (2.0% max).		
CBC: 11B-305, 11B-306, 11B-602.2		
Other: ADA 305, ADA 305.3, ADA 305.5, ADA 306		
<b>Replace fountain</b>		<b>\$3,000</b>
Notes: Bubbler height is 36.5" AFF (36" max for an accessible fountain).		
CBC: 11B-602.4		
Other: ADA 602.4		
<b>Install an additional high or low fountain</b>		<b>\$3,000</b>
Notes: A higher standing person fountain is not provided.		
CBC: 11B-211.2		
Other: ADA 211.2		
<b>32 - 1</b>	<b>Picnic Area</b>	Category: 4
<b>Provide an accessible path of travel</b>		<b>\$4,920</b>
Notes: An accessible route to the picnic area is not provided. Route is 123 linear feet over muddy natural surface. Surface is compacted natural surface- not decomposed granite but firm and stable. Observed to be muddy in a few locations.		
CBC: 11B-403		
Other: AGODA F245.4		
<b>Provide an accessible table</b>		<b>\$500</b>
Notes: Knee clearance is 25.75" measured at 8" horizontally from the front face of the tabletop (27" min).		
CBC: 11B-306.3		
Other: -		
<b>Increase or provide clear floor area</b>		<b>\$700</b>
Notes: A 36" min clear space around the picnic table is not provided.		
CBC: -		
Other: AGODA 1011.2.1		

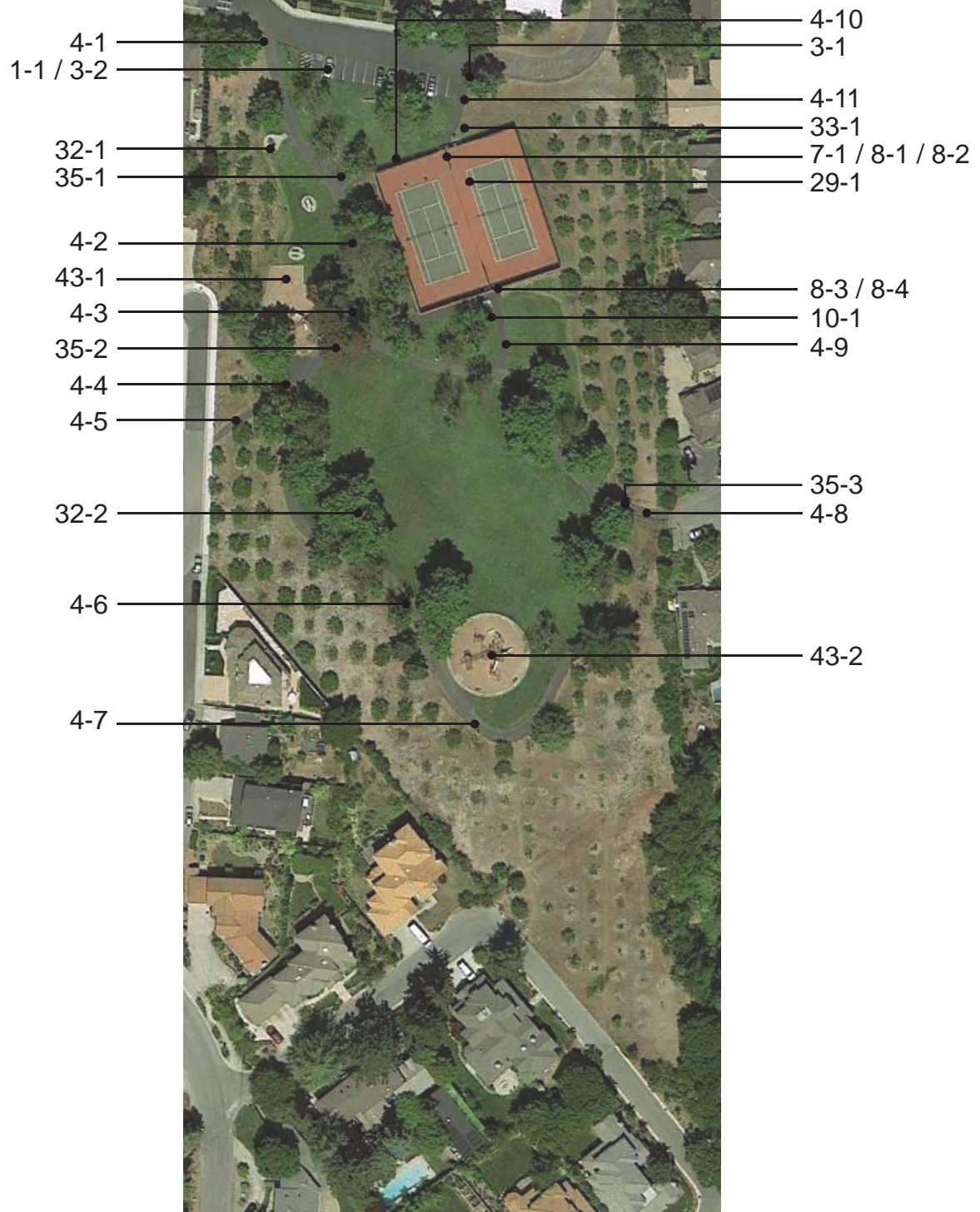
**Cupertino ADA**  
Three Oaks Park

<b>32 - 2</b>	<b>Picnic Area</b>	Category: 4
<b>Provide an accessible path of travel</b>		<b>\$1,000</b>
Notes: An accessible route to the picnic area is not provided. Route is 25 linear feet over muddy natural surface.		
CBC: 11B-403		
Other: AGODA F245.4		
<b>Provide an accessible table</b>		<b>\$500</b>
Notes: Knee clearance is 26.5" measured at 8" horizontally from the front face of the tabletop (27" min).		
CBC: 11B-306.3		
Other: -		
<b>Increase or provide clear floor area</b>		<b>\$700</b>
Notes: A 36" min clear space around the picnic table is not provided.		
CBC: -		
Other: AGODA 1011.2.1		
<b>35 - 1</b>	<b>Other</b>	Category: 3
<b>Reposition controls</b>		<b>\$200</b>
Notes: Mutt Mitt dispenser is 50" AFF (15" min to 48" max).		
CBC: 11B-308.2.1, 11B-308.3		
Other: ADA 308.2, ADA 308.2.1, ADA 308.3, ADA 308.3.1, ADA 308.3.2		
<b>35 - 2</b>	<b>Other</b>	Category: 3
<b>Reposition controls</b>		<b>\$200</b>
Notes: Mutt Mitt dispenser is 51.5" AFF (15" min to 48" max).		
CBC: 11B-308.2.1, 11B-308.3		
Other: ADA 308.2, ADA 308.2.1, ADA 308.3, ADA 308.3.1, ADA 308.3.2		
<b>43 - 1</b>	<b>Play Equipment Area</b>	Category: 2
<b>Regrade or replace ramp</b>		<b>\$4,250</b>
Notes: Ramp connecting the surface ground and the play area has a slope of 8.3% (6.25% max).		
CBC: 11B-1008.2.5.1		
Other: ADA 1008.2.5.1		

**Cupertino ADA**  
Three Oaks Park

<b>43 - 2</b>	<b>Play Equipment Area</b>	Category: 2
<b>Provide an accessible path of travel</b>		<b>\$900</b>
Notes: An accessible route to the swing area is not provided due to 12" curb (1/4" max, up to 1/2" with a bevel). No accessible route to play area is provided. Route is 16 linear feet over sand and has 2" change in level from asphalt to natural sand surface.		
CBC: 11B-206.2.17		
Other: ADA 206.2.17		
<b>Regrade or replace ramp</b>		<b>\$4,250</b>
Notes: Ramp from surface to play area has a slope of 12.6% (6.25% max).		
CBC: 11B-1008.2.5.1		
Other: ADA 1008.2.5.1		

Varian Park  
Ainsworth Drive  
Cupertino, CA





## Cupertino ADA

### Varian Park

<b>1 - 1</b>	<b>Parking Area</b>	Category: 1
<b>Install van accessible sign</b>		<b>\$375</b>
Notes: A "Van Accessible" sign is not provided. Required: A "Van Accessible" sign is posted at stalls striped and designated to be van accessible.		
CBC: 11B-502.6		
Other: ADA 208.2.4		
<b>Provide an accessible path of travel</b>		<b>\$2,460</b>
Notes: There is no accessible path of travel from accessible parking space. Curb ramp is located at top of the parking space rather than access aisle.		
CBC: 11B-502.7.1		
Other: ADA 502.3		
<b>3 - 1</b>	<b>Curb Ramp</b>	Category: 1
<b>Provide or relocate crossing or curb markings</b>		<b>\$0</b>
Notes: A curb ramp is not provided at the corner of at a walk that crosses a curb. (See 1-1).		
CBC: 11B-406.4		
Other: ADA 406.1		
<b>3 - 2</b>	<b>Curb Ramp</b>	Category: 1
<b>Provide detectable warnings</b>		<b>\$0</b>
Notes: Truncated domes are 2.5" apart (2.35" max).		
CBC: 11B-406.5.12		
Other: ADA 705.1		
<b>Install, replace or modify curb ramp</b>		<b>\$2,460</b>
Notes: Slope of the curb ramp is 8.8% (8.33% max).		
CBC: 11B-405.2, 11B-406		
Other: ADA 405.2, ADA 406.1		
<b>4 - 1</b>	<b>Walk</b>	Category: 1
<b>Detectable warnings</b>		<b>\$1,000</b>
Notes: No detectable warnings are provided where a walk adjoins vehicular area, 10 lf.		
CBC: 11B-705.1.2		
Other: -		
<b>4 - 2</b>	<b>Walk</b>	Category: 2
<b>Regrade surface</b>		<b>\$440</b>
Notes: Cross slope of asphalt path is up to 3% for 22 linear feet (2.0% max).		
CBC: 11B-403.3		
Other: ADA 403.3		

## Cupertino ADA

### Varian Park

<b>4 - 3</b>	<b>Walk</b>	Category: 2
<b>Regrade surface</b>		\$960
Notes: Cross slope of asphalt path is up to 8% for 48 linear feet (2.0% max).		
CBC: 11B-403.3		
Other: ADA 403.3		
<b>4 - 4</b>	<b>Walk</b>	Category: 2
<b>Regrade surface</b>		\$200
Notes: Cross slope of asphalt path is up to 4.9% for 10 linear feet (2.0% max).		
CBC: 11B-403.3		
Other: ADA 403.3		
<b>4 - 5</b>	<b>Walk</b>	Category: 1
<b>Regrade surface</b>		\$820
Notes: Cross slope of asphalt path is up to 5% for 41 linear feet (2.0% max). 10.5% of running slope in the last 5 linear feet (5% max).		
CBC: 11B-403.3		
Other: ADA 403.3		
<b>4 - 6</b>	<b>Walk</b>	Category: 2
<b>Regrade surface</b>		\$460
Notes: Cross slope of asphalt path is up to 3.3% for 23 linear feet (2.0% max).		
CBC: 11B-403.3		
Other: ADA 403.3		
<b>4 - 7</b>	<b>Walk</b>	Category: 2
<b>Regrade surface</b>		\$440
Notes: Cross slope of asphalt path is up to 8% for 22 linear feet (2.0% max).		
CBC: 11B-403.3		
Other: ADA 403.3		
<b>4 - 8</b>	<b>Walk</b>	Category: 1
<b>Regrade surface</b>		\$820
Notes: Running slope of asphalt path is up to 7.8% for 41 linear feet (5.0% max).		
CBC: 11B-403.3		
Other: ADA 403.3		
<b>Detectable warnings</b>		\$1,000
Notes: No detectable warnings are provided where a walk adjoins vehicular area.		
CBC: 11B-705.1.2		
Other: -		

## Cupertino ADA

### Varian Park

<b>4 - 9</b>	<b>Walk</b>	Category: 2
<b>Regrade surface</b>		<b>\$980</b>
Notes: Cross slope of asphalt path is up to 4.2% for 49 linear feet (2.0% max).		
CBC: 11B-403.3		
Other: ADA 403.3		
<b>4 - 10</b>	<b>Walk</b>	Category: 2
<b>Regrade surface</b>		<b>\$380</b>
Notes: Running slope of asphalt path is up to 9.5% for 19 linear feet (5.0% max).		
CBC: 11B-403.3		
Other: ADA 403.3		
<b>4 - 11</b>	<b>Walk</b>	Category: 1
<b>Regrade surface</b>		<b>\$1,060</b>
Notes: Running slope of asphalt path is up to 10% (5.0% max) and cross slope is up to 5% (2.0% max) for 53 linear feet.		
CBC: 11B-403.3		
Other: ADA 403.3		
<b>7 - 1</b>	<b>Hazard</b>	Category: 2
<b>Remove overhanging or protruding objects</b>		<b>\$125</b>
Notes: Tennis court play order board protrudes 9" from the wall at 40" AFF (protrusion more than 4" must be mounted below 27" or above 80").		
CBC: 11B-307.4		
Other: ADA 307.4		
<b>8 - 1</b>	<b>Door/Gate</b>	Category: 2
<b>Regrade surface</b>		<b>\$2,500</b>
Notes: Slope on the swing side of the door is 9% (2.0% max).		
CBC: 11B-404.2.4.4		
Other: ADA 404.2.4.4		
<b>Replace or modify door threshold</b>		<b>\$125</b>
Notes: Threshold has a vertical change of 1" to the court surface (1/4" max, up to 1/2" with a bevel).		
CBC: 11B-404.2.5		
Other: ADA 404.2.5		
<b>Provide or modify door kickplate</b>		<b>\$225</b>
Notes: A smooth and uninterrupted kick plate surface is not provided.		
CBC: 11B-404.2.10		
Other: ADA 404.2.10		

## Cupertino ADA

### Varian Park

<b>8 - 2</b>	<b>Door/Gate</b>	Category: 2
<b>Replace or modify door threshold</b>		<b>\$125</b>
Notes: Threshold has a vertical change of 1" to the court surface (1/4" max, up to 1/2" with a bevel).		
CBC: 11B-404.2.5		
Other: ADA 404.2.5		
<b>Provide or modify door kickplate</b>		<b>\$225</b>
Notes: A smooth and uninterrupted kick plate surface is not provided.		
CBC: 11B-404.2.10		
Other: ADA 404.2.10		
<b>Regrade surface</b>		<b>\$2,500</b>
Notes: Slope on the swing side of the door is 9% (2.0% max).		
CBC: 11B-404.2.4.4		
Other: ADA 404.2.4.4		
<b>8 - 3</b>	<b>Door/Gate</b>	Category: 2
<b>Replace or modify door threshold</b>		<b>\$125</b>
Notes: Threshold has a vertical change of 1" to the court surface (1/4" max, up to 1/2" with a bevel).		
CBC: 11B-404.2.5		
Other: ADA 404.2.5		
<b>Provide or modify door kickplate</b>		<b>\$225</b>
Notes: A smooth and uninterrupted kick plate surface is not provided.		
CBC: 11B-404.2.10		
Other: ADA 404.2.10		
<b>Enlarge door opening</b>		<b>\$1,650</b>
Notes: Width of clear opening is 13" due to two bollards (32" min).		
CBC: 11B-404.2.3		
Other: ADA 404.2.3		

## Cupertino ADA

### Varian Park

<b>8 - 4</b>	<b>Door/Gate</b>	Category: 2
<b>Replace or modify door threshold</b>		<b>\$125</b>
Notes: Threshold has a vertical change of 1" to the court surface (1/4" max, up to 1/2" with a bevel).		
CBC: 11B-404.2.5		
Other: ADA 404.2.5		
<b>Provide or modify door kickplate</b>		<b>\$225</b>
Notes: A smooth and uninterrupted kick plate surface is not provided.		
CBC: 11B-404.2.10		
Other: ADA 404.2.10		
<b>Enlarge door opening</b>		<b>\$1,650</b>
Notes: Width of clear opening is 13" due to two bollards (32" min).		
CBC: 11B-404.2.3		
Other: ADA 404.2.3		
<b>10 - 1</b>	<b>Drinking Fountain</b>	Category: 3
<b>Install an additional high or low fountain</b>		<b>\$3,000</b>
Notes: A standing person drinking fountain is not provided.		
CBC: 11B-211.2		
Other: ADA 211.2		
<b>29 - 1</b>	<b>Game and Sports Area</b>	Category: 2
<b>Enlarge door opening</b>		<b>\$150</b>
Notes: Clear width of gate opening between tennis courts is 31.75" (32" min).		
CBC: 11B-404.2.3		
Other: ADA 404.2.3		
<b>32 - 1</b>	<b>Picnic Area</b>	Category: 4
<b>Increase or provide clear floor area</b>		<b>\$700</b>
Notes: Clear floor space between grill and picnic table is 13"; table offset is 27" (36" min).		
CBC: -		
Other: AGODA 1011.2.1		
<b>Provide an accessible path of travel</b>		<b>\$180</b>
Notes: An accessible route to the picnic area and fixed trash/recycling container is not provided. Rout is 56" over natural surface.		
CBC: 11B-403		
Other: AGODA F245.4		

**Cupertino ADA**

## Varian Park

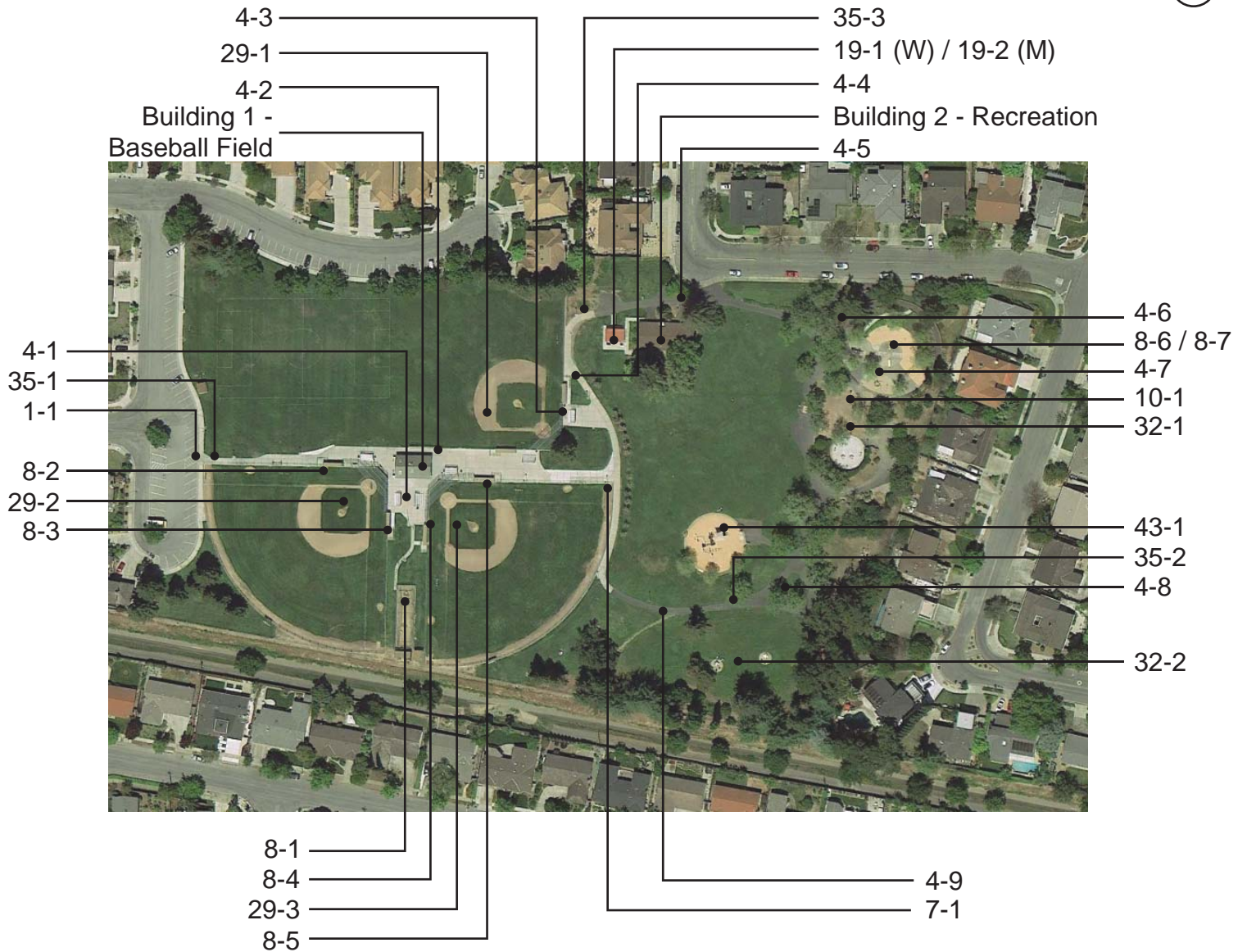
<b>32 - 2</b>	<b>Picnic Area</b>	Category: 2
<b>Increase or provide clear floor area</b>		<b>\$700</b>
Notes: Clear floor space around the picnic table is 24" (36" min). Clear floor space between the grill and the picnic table is 26" (36" min).		
CBC: -		
Other: AGODA 1011.2.1		
<b>Provide an accessible path of travel</b>		<b>\$300</b>
Notes: An accessible route to the picnic area is not provided. Route is 15 linear feet over grass to picnic area.		
CBC: 11B-403		
Other: AGODA F245.4		
<b>Provide an accessible table</b>		<b>\$500</b>
Notes: Knee space is 24" wide (30" min).		
CBC: 11B-306.3		
Other: -		
<b>33 - 1</b>	<b>Outdoor Constructed Features</b>	Category: 3
<b>Regrade surface</b>		<b>\$250</b>
Notes: Clear floor space adjacent to the trash container has a slope of 9% (2.0% max).		
CBC: -		
Other: AGODA 1011.2.3		
<b>33 - 2</b>	<b>Outdoor Constructed Features</b>	Category: 3
<b>Regrade surface</b>		<b>\$250</b>
Notes: Clear floor space in front of the Mutt Mitt has a slope of up to 7.5% (2% max).		
CBC: -		
Other: AGODA 1011.2.3		
<b>35 - 1</b>	<b>Other</b>	Category: 3
<b>Increase or provide maneuvering or clear floor area</b>		<b>\$1,000</b>
Notes: Clear floor space in front of the Mutt Mitt has a slope of up to 5% (2% max).		
CBC: 11B-305.5		
Other: ADA 305.3, ADA 305.5		
<b>35 - 2</b>	<b>Other</b>	Category: 3
<b>Increase or provide maneuvering or clear floor area</b>		<b>\$1,000</b>
Notes: Clear floor space in front of the Mutt Mitt has a slope of up to 3.7% (2% max).		
CBC: 11B-305.5		
Other: ADA 305.3, ADA 305.5		

## Cupertino ADA

### Varian Park

<b>43 - 1</b>	<b>Play Equipment Area</b>	Category: 2
<b>Regrade or replace ramp</b>		\$4,250
Notes: Ramp from ground surface to the play area has a running slope of 8.5% (6.25% max).		
CBC: 11B-1008.2.5.1		
Other: ADA 1008.2.5.1		
<b>43 - 2</b>	<b>Play Equipment Area</b>	Category: 2
<b>Regrade or replace ramp</b>		\$4,250
Notes: Ramp to play area has a running slope of 20.2% (6.25% max).		
CBC: 11B-1008.2.5.1		
Other: ADA 1008.2.5.1		
<b>Provide play components</b>		\$5,000
Notes: There are 8 elevated play components and no ground play components (3 min components, each a different type).		
CBC: 11B-240.2.1.2		
Other: ADA 240.2.1.2		

Wilson Park  
19784 Wintergreen Avenue  
Cupertino, CA





## Cupertino ADA

### Wilson Park

<b>1 - 1</b>	<b>Parking Area</b>	Category: 1
<b>Provide adequate striping</b>		\$100
Notes: The words "No Parking" are not painted in the access aisle.		
CBC: 11B-502.3.3		
Other: -		
<b>Provide or modify accessible access aisles</b>		\$210
Notes: Access aisle does not have a blue border.		
CBC: 11B-502.3.2, 11B-502.3.3		
Other: ADA 502.3.3		
<b>Regrade accessible parking space or access aisle</b>		\$1,600
Notes: The slope in the access aisle is of the van space is up to 4% (2% max).		
CBC: 11B-502.4		
Other: ADA 502.4		
<b>4 - 1</b>	<b>Walk</b>	Category: 2
<b>Regrade surface</b>		\$1,200
Notes: Cross slope of concrete path is up to 3% for 30 linear feet (2.0% max).		
CBC: 11B-403.3		
Other: ADA 403.3		
<b>Grind or patch vertical change of grade</b>		\$250
Notes: 3/4" change in level at joints in the plaza area (1/4" max, up to 1/2" with a bevel).		
CBC: 11B-303.2		
Other: ADA 303.2, ADA 303.3		
<b>4 - 2</b>	<b>Walk</b>	Category: 2
<b>Grind or patch vertical change of grade</b>		\$250
Notes: A 29" long, 2" wide and 3" deep change in level due to cracked pavement (1/4" max, up to 1/2" with a bevel).		
CBC: 11B-303.2		
Other: ADA 303.2, ADA 303.3		
<b>4 - 3</b>	<b>Walk</b>	Category: 2
<b>Regrade surface</b>		\$1,600
Notes: Cross slope of concrete path is up to 2.6% for 40 linear feet (2.0% max).		
CBC: 11B-403.3		
Other: ADA 403.3		

## Cupertino ADA

### Wilson Park

<b>4 - 4</b>	<b>Walk</b>	Category: 2
<b>Regrade surface</b>		<b>\$1,320</b>
Notes: Cross slope of concrete path is up to 2.5% for 33 linear feet (2.0% max).		
CBC: 11B-403.3		
Other: ADA 403.3		
<b>4 - 5</b>	<b>Walk</b>	Category: 1
<b>Regrade surface</b>		<b>\$3,000</b>
Notes: 600 square feet of asphalt walk up to 5.8% running slope and 4.4% cross slope (5% max running slope, 2% max cross slope).		
CBC: 11B-403.3		
Other: ADA 403.3		
<b>4 - 6</b>	<b>Walk</b>	Category: 1
<b>Regrade surface</b>		<b>\$400</b>
Notes: Cross slope of asphalt path is up to 4% for 20 linear feet (2.0% max).		
CBC: 11B-403.3		
Other: ADA 403.3		
<b>4 - 7</b>	<b>Walk</b>	Category: 2
<b>Regrade surface</b>		<b>\$1,520</b>
Notes: Cross slope of asphalt path is up to 3.4% for 76 linear feet inside play area (2.0% max).		
CBC: 11B-403.3		
Other: ADA 403.3		
<b>4 - 8</b>	<b>Walk</b>	Category: 2
<b>Regrade surface</b>		<b>\$620</b>
Notes: Cross slope of asphalt path is up to 3.6% for 31 linear feet (2.0% max).		
CBC: 11B-403.3		
Other: ADA 403.3		
<b>4 - 9</b>	<b>Walk</b>	Category: 2
<b>Regrade surface</b>		<b>\$600</b>
Notes: Running slope of asphalt path is up to 9.1% (5.0% max).		
CBC: 11B-403.3		
Other: ADA 403.3		
<b>7 - 1</b>	<b>Hazard</b>	Category: 2
<b>Reduce or eliminate opening</b>		<b>\$250</b>
Notes: A 10" long, 1.5" wide and 10" deep gap in concrete pavement (1/2" max opening).		
CBC: 11B-302.3		
Other: ADA 302.3		

## Cupertino ADA

### Wilson Park

<b>8 - 1</b>	<b>Door/Gate</b>	Category: 2
<b>Provide or modify door kickplate</b>		<b>\$225</b>
Notes: A smooth and uninterrupted kick plate surface is not provided on the gate to the batting cage.		
CBC: 11B-404.2.10		
Other: ADA 404.2.10		
<b>8 - 2</b>	<b>Door/Gate</b>	Category: 2
<b>Provide or modify door kickplate</b>		<b>\$225</b>
Notes: A smooth and uninterrupted kick plate surface is not provided on the gate to the field.		
CBC: 11B-404.2.10		
Other: ADA 404.2.10		
<b>8 - 3</b>	<b>Door/Gate</b>	Category: 2
<b>Provide or modify door kickplate</b>		<b>\$225</b>
Notes: A smooth and uninterrupted kick plate surface is not provided on the gate to the entrance to the play area.		
CBC: 11B-404.2.10		
Other: ADA 404.2.10		
<b>8 - 4</b>	<b>Door/Gate</b>	Category: 2
<b>Provide or modify door kickplate</b>		<b>\$225</b>
Notes: A smooth and uninterrupted kick plate surface is not provided on the gate to the entrance to the play area.		
CBC: 11B-404.2.10		
Other: ADA 404.2.10		
<b>8 - 5</b>	<b>Door/Gate</b>	Category: 2
<b>Provide or modify door kickplate</b>		<b>\$225</b>
Notes: A smooth and uninterrupted kick plate surface is not provided on the gate to the batting cage.		
CBC: 11B-404.2.10		
Other: ADA 404.2.10		
<b>8 - 6</b>	<b>Door/Gate</b>	Category: 2
<b>Provide or modify door kickplate</b>		<b>\$225</b>
Notes: A smooth and uninterrupted kick plate surface is not provided.		
CBC: 11B-404.2.10		
Other: ADA 404.2.10		

## Cupertino ADA

### Wilson Park

<b>8 - 7</b>	<b>Door/Gate</b>	Category: 2
<b>Provide or modify door kickplate</b>		<b>\$225</b>
Notes: A smooth and uninterrupted kick plate surface is not provided.		
CBC: 11B-404.2.10		
Other: ADA 404.2.10		
<b>10 - 1</b>	<b>Drinking Fountain</b>	Category: 3
<b>Adjust the water stream height or direction</b>		<b>\$125</b>
Notes: The flow of the water is 2" high (4" high min).		
CBC: 11B-602.6		
Other: ADA 602.6		
<b>Raise or lower fountain</b>		<b>\$1,500</b>
Notes: Space between ground and bottom of fountain is 26-3/4" (27" min).		
CBC: 11B-306.3		
Other: ADA 306.3, ADA 306.3.1		
<b>19 - 1</b>	<b>Multiple User Restroom</b>	Category: 2
<b>Provide or replace compartment door hardware</b>		<b>\$175</b>
Notes: Compartment door is not self-closing (compartment door must have U-shaped handles both inside and outside of the door and be self-closing).		
CBC: 11B-604.8.1.2		
Other: ADA 604.8.1.2		
<b>Replace or reposition dispenser</b>		<b>\$250</b>
Notes: Toilet seat cover dispenser is mounted behind the water closet at 42" AFF (40" max, with a 30" by 48" clear space). Centerline of toilet paper is 10" in front of the water closet (7" min to 9" max).		
CBC: 11B-603.5, 11B-604.7, 11B-606.1		
Other: ADA 604.7		
<b>Reposition toilet flush controls</b>		<b>\$750</b>
Notes: Operating effort of flush control is 20 lbs (5 lbs max).		
CBC: 11B-604.6		
Other: ADA 604.6		
<b>Replace or modify grab bars</b>		<b>\$300</b>
Notes: Toilet paper is 4.5" above the side grab bar (12" min clear space above grab bar).		
CBC: 11B-609.3		
Other: ADA 609.3		

## Cupertino ADA

### Wilson Park

<b>19 - 2</b>	<b>Multiple User Restroom</b>	Category: 2
<b>Provide or replace compartment door hardware</b>		<b>\$175</b>
Notes: Compartment door is not self-closing (compartment door must have U-shaped handles both inside and outside of the door and be self-closing).		
CBC: 11B-604.8.1.2		
Other: ADA 604.8.1.2		
<b>Replace or reposition dispenser</b>		<b>\$250</b>
Notes: Toilet seat cover dispenser is mounted behind the water closet (30" by 48" clear space). Centerline of toilet paper is 12" in front of the water closet (7" min to 9" max).		
CBC: 11B-603.5, 11B-604.7, 11B-606.1		
Other: ADA 604.7		
<b>Reposition toilet flush controls</b>		<b>\$750</b>
Notes: Operating effort of flush control is 20 lbs (5 lbs max).		
CBC: 11B-604.6		
Other: ADA 604.6		
<b>Replace or modify grab bars</b>		<b>\$0</b>
Notes: Toilet paper is 5" above the side grab bar (12" min clear space above grab bar).		
CBC: 11B-609.3		
Other: ADA 609.3		
<b>29 - 1</b>	<b>Game and Sports Area</b>	Category: 2
<b>Provide wheelchair seating</b>		<b>\$1,400</b>
Notes: No wheelchair spaces provided in team seating areas (two min - one per team space).		
CBC: 11B-221.2.1.4		
Other: ADA 221.2.1.4		
<b>Provide an accessible path of travel</b>		<b>\$400</b>
Notes: Clear width of turn to two dugouts is 44" (48" min).		
CBC: 11B-206.2.12, 11B-206.2.2		
Other: ADA 206.2.2		
<b>29 - 2</b>	<b>Game and Sports Area</b>	Category: 2
<b>Provide wheelchair seating</b>		<b>\$1,400</b>
Notes: No wheelchair spaces provided in team seating areas (two min - one per team space).		
CBC: 11B-221.2.1.4		
Other: ADA 221.2.1.4		

## Cupertino ADA

### Wilson Park

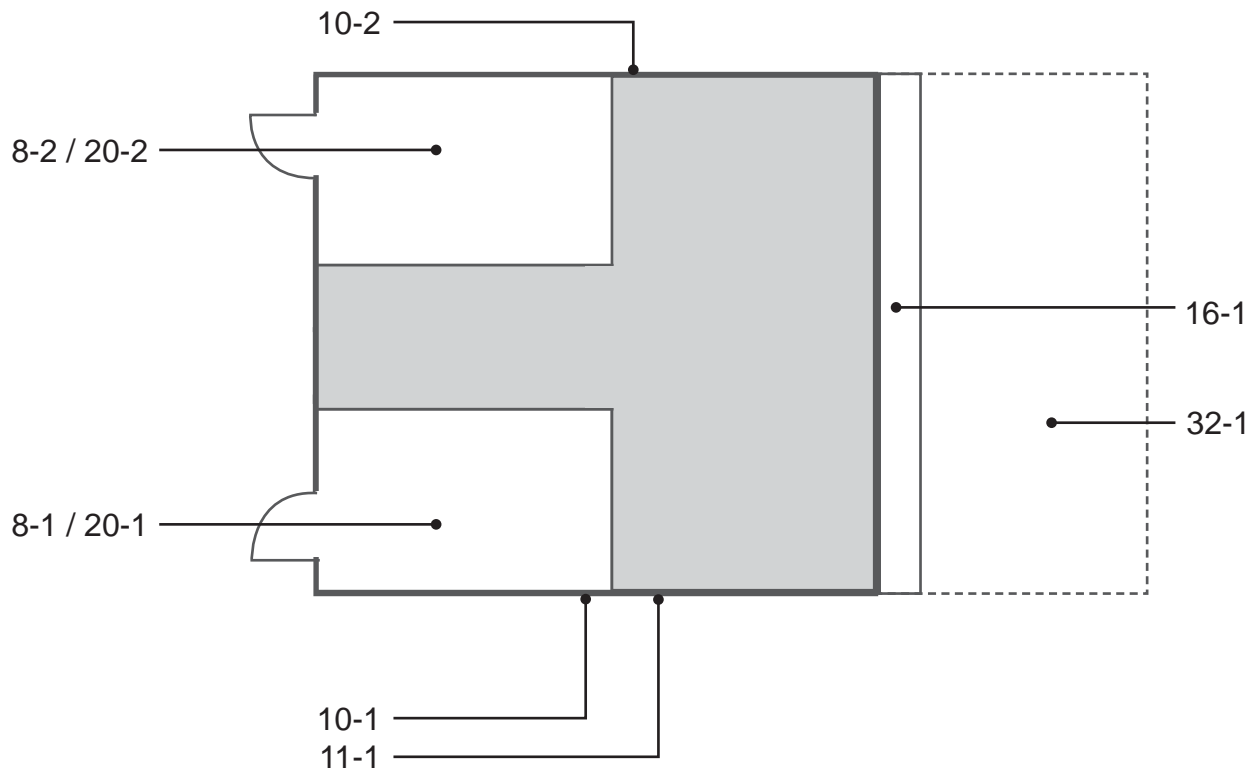
<b>29 - 3</b>	<b>Game and Sports Area</b>	Category: 2
<b>Provide wheelchair seating</b>		\$1,400
Notes: No wheelchair spaces provided in team seating areas (two min - one per team space).		
CBC: 11B-221.2.1.4		
Other: ADA 221.2.1.4		
<b>32 - 1</b>	<b>Picnic Area</b>	Category: 4
<b>Provide an accessible table</b>		\$500
Notes: Knee space at picnic table is 26-3/8" wide (30" min).		
CBC: 11B-306.3		
Other: -		
<b>32 - 2</b>	<b>Picnic Area</b>	Category: 4
<b>Increase or provide clear floor area</b>		\$700
Notes: A 36" min clear space around the picnic table is not provided on one side.		
CBC: -		
Other: AGODA 1011.2.1		
<b>Provide an accessible picnic unit</b>		\$3,200
Notes: An accessible table is not provided.		
CBC: 11B-246.5		
Other: -		
<b>Provide an accessible path of travel</b>		\$1,200
Notes: An accessible route to the picnic area is not provided to two tables. Route is 60 linear feet over grass from path to picnic area.		
CBC: 11B-403		
Other: AGODA F245.4		
<b>Replace or reposition picnic grill</b>		\$750
Notes: Cooking surface of grill is 36" AFF (15" to 34" allowable range).		
CBC: -		
Other: AGODA 1011.5.2		
<b>35 - 1</b>	<b>Other</b>	Category: 3
<b>Reposition controls</b>		\$200
Notes: Mutt Mitt is located 52" AFF (15" min to 48" max).		
CBC: 11B-308.2.1, 11B-308.3		
Other: ADA 308.2, ADA 308.2.1, ADA 308.3, ADA 308.3.1, ADA 308.3.2		

## Cupertino ADA

### Wilson Park

<b>35 - 2</b>	<b>Other</b>	Category: 3
<b>Reposition controls</b>		\$200
Notes: Mutt Mitt is 21" off the path of travel at 50" AFF (46" max when between 10" to 24" off path of travel).		
CBC: 11B-308.3		
Other: ADA 308.3, ADA 308.3.1, ADA 308.3.2		
<b>35 - 3</b>	<b>Other</b>	Category: 3
<b>Reposition controls</b>		\$200
Notes: Mutt Mitt is 28" off the path of travel at 48" AFF (46" max when between 10" to 24" off path of travel).		
CBC: 11B-308.3		
Other: ADA 308.3, ADA 308.3.1, ADA 308.3.2		
<b>43 - 1</b>	<b>Play Equipment Area</b>	Category: 2
<b>Regrade or replace ramp</b>		\$4,250
Notes: Ramp to the play area has a slope of 10.3% (6.25% max).		
CBC: 11B-1008.2.5.1		
Other: ADA 1008.2.5.1		

Wilson Park- Baseball Fields Building  
19784 Wintergreen Dr  
Cupertino, CA





## Cupertino ADA

Wilson Park

Building 1		
8 - 1	Door/Gate	Category: 2
Adjust door closer		\$125
Notes: Door opening force is 10 lbs (5 lbs max).		
CBC: 11B-404.2.9		
Other: ADA 404.2.9		
8 - 2	Door/Gate	Category: 2
Adjust door closer		\$125
Notes: Door opening force is 8 lbs (5 lbs max).		
CBC: 11B-404.2.9		
Other: ADA 404.2.9		
10 - 1	Drinking Fountain	Category: 3
Replace fountain		\$3,000
Notes: A standing person drinking fountain is not provided.		
CBC: 11B-602.7		
Other: ADA 602.7		
Raise or lower fountain		\$1,500
Notes: Knee space of fountain is 26" (27" min).		
CBC: 11B-306.3		
Other: ADA 306.3, ADA 306.3.1		
Provide wing walls		\$1,000
Notes: Drinking fountain protrudes 12" from vertical support at 26" AFF (protrusion more than 4" must be mounted below 27" or above 80").		
CBC: 11B-602.8, 11B-602.9		
Other: ADA 307		
10 - 2	Drinking Fountain	Category: 3
Replace fountain		\$3,000
Notes: A standing person drinking fountain is not provided.		
CBC: 11B-602.7		
Other: ADA 602.7		
Raise or lower fountain		\$1,500
Notes: Knee space of fountain is 26" (27" min).		
CBC: 11B-306.3		
Other: ADA 306.3, ADA 306.3.1		
Provide wing walls		\$1,000
Notes: Drinking fountain protrudes 12" from vertical support at 26" AFF (protrusion more than 4" must be mounted below 27" or above 80").		
CBC: 11B-602.8, 11B-602.9		
Other: ADA 307		

## Cupertino ADA

Wilson Park

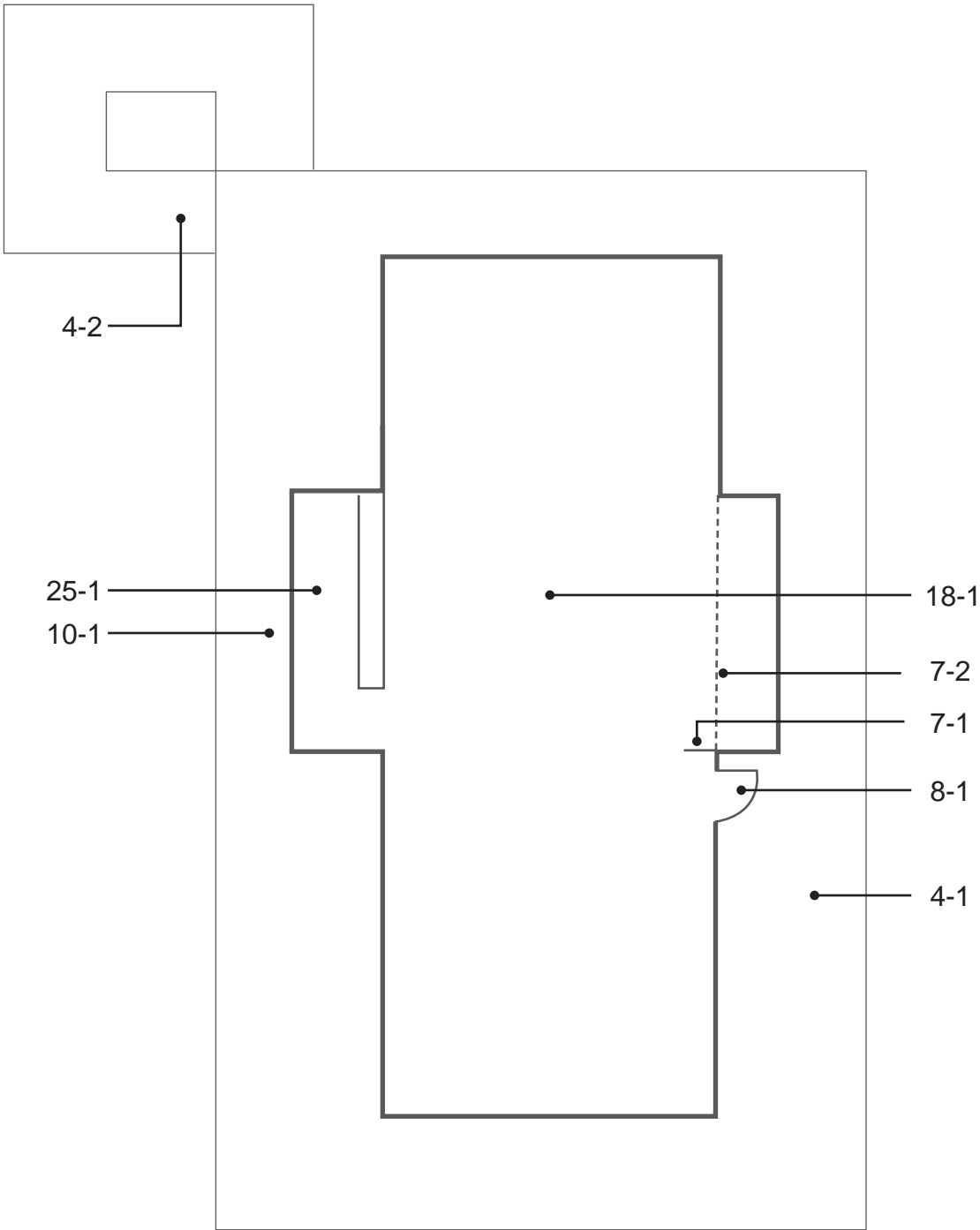
<b>Building 1</b>		
<b>11 - 1</b>	<b>Telephone</b>	Category: 3
<b>Reposition phone equipment</b>		<b>\$500</b>
Notes: Coin slot is 55.5" AFF (48" max). Phone protrudes 16" to the path of travel at 29" AFF (protrusion more than 4" must be mounted below 27" or above 80").		
CBC: 11B-307, 11B-308.3		
Other: ADA 307, ADA 307.2, ADA 307.3, ADA 308.3, ADA 308.3.1, ADA 308.3.2		
<b>Install volume control sign</b>		<b>\$225</b>
Notes: Volume controls are not provided.		
CBC: 11B-703.7.2.3		
Other: ADA 703.7.2.3		
<b>16 - 1</b>	<b>Built-in Elements</b>	Category: 2
<b>Provide an accessible counter</b>		<b>\$1,500</b>
Notes: Accessible counter at snack bar is not provided. Two counters are 44" AFF (34" max).		
CBC: 11B-904.4		
Other: ADA 904.4.1		
<b>20 - 1</b>	<b>Single User Restroom</b>	Category: 2
<b>Modify lavatory or counter clearances</b>		<b>\$1,500</b>
Notes: Height of the lavatory apron is 28.75" AFF (29" max).		
CBC: 11B-306.3.1		
Other: -		
<b>Install restroom sign</b>		<b>\$250</b>
Notes: Federal required sign is not provided.		
CBC: -		
Other: ADA 703		
<b>Replace or reposition fixtures</b>		<b>\$1,250</b>
Notes: Centerline of water closet is 20.5" from the side wall (17" min to 18" max).		
CBC: 11B-604.2		
Other: ADA 604.2		
<b>Replace or reposition dispenser</b>		<b>\$125</b>
Notes: Height of toilet seat cover is 48" AFF (40" max).		
CBC: 11B-603.5		
Other: -		
<b>Replace or modify grab bars</b>		<b>\$300</b>
Notes: Side grab bar extends 53" from the rear wall (54" min).		
CBC: 11B-604.5.1		
Other: ADA 604.5.1		

## Cupertino ADA

Wilson Park

<b>Building 1</b>		
<b>20 - 2</b>	<b>Single User Restroom</b>	<b>Category: 2</b>
<b>Modify lavatory or counter clearances</b>		<b>\$1,500</b>
Notes: Lavatory front apron is located 28" AFF (29" min). Knee space is 26.5" AFF measured at 8" deep from the front of the lavatory (27" min).		
CBC: 11B-306.3.1, 11B-306.3.3		
Other: ADA 306.3, ADA 306.3.3		
<b>Install restroom sign</b>		<b>\$250</b>
Notes: Federal required sign is not provided.		
CBC: -		
Other: ADA 703		
<b>Reposition toilet flush controls</b>		<b>\$750</b>
Notes: Flush control is not located on the wide side.		
CBC: 11B-604.6		
Other: ADA 604.6		
<b>Replace or reposition fixtures</b>		<b>\$1,250</b>
Notes: Centerline of water closet is 21" from the side wall (17" min to 18" max).		
CBC: 11B-604.2		
Other: ADA 604.2		
<b>Replace or reposition dispenser</b>		<b>\$125</b>
Notes: Height of toilet seat cover is 48" AFF (40" max).		
CBC: 11B-603.5		
Other: -		
<b>Replace or modify grab bars</b>		<b>\$300</b>
Notes: Side grab bar is 36" long and extends 46" from the rear wall (42" long min and 54" min from side wall). Rear grab bar is 43" long (36" long min, extends 12" and 24" min from centerline of water closet). (Switch grab bars).		
CBC: 11B-604.5.1, 11B-604.5.2		
Other: ADA 604.5.1, ADA 604.5.2		
<b>32 - 1</b>	<b>Picnic Area</b>	<b>Category: 2</b>
<b>Provide an accessible table</b>		<b>\$500</b>
Notes: Knee clearance is 26" measured at 8" horizontally from the front face of the tabletop (27" min). Picnic table is 27.75" AFF (28" min to 34" max).		
CBC: 11B-306.3, 11B-902.3		
Other: AGODA 1011.4.1		

Wilson Park Recreation Building  
19784 Wintergreen Dr  
Cupertino, CA



## Cupertino ADA

### Wilson Park

<b>Building 2</b>		
<b>4 - 1</b>	<b>Walk</b>	Category: 1
<b>Regrade surface</b>		<b>\$540</b>
Notes: Running slope of asphalt path is up to 11% (5.0% max) and cross slope is up to 5.8% (2.0% max) for 27 linear feet.		
CBC: 11B-403.3		
Other: ADA 403.3		
<b>Grind or patch vertical change of grade</b>		<b>\$250</b>
Notes: 1.5" change in level at concrete joint (1/4" max, up to 1/2" with a bevel).		
CBC: 11B-303.2		
Other: ADA 303.2, ADA 303.3		
<b>4 - 2</b>	<b>Walk</b>	Category: 2
<b>Provide an accessible path of travel</b>		<b>\$500</b>
Notes: No accessible route to plaza due to a 6" curb (1/4" max, up to 1/2" with a bevel).		
CBC: 11B-206.2.2		
Other: ADA 206.2.2		
<b>7 - 1</b>	<b>Hazard</b>	Category: 2
<b>Remove overhanging or protruding objects</b>		<b>\$125</b>
Notes: Shelf protrudes 5" from wall at 66" AFF (protrusion more than 4" must be mounted below 27" or above 80").		
CBC: 11B-307.4		
Other: ADA 307.4		
<b>7 - 2</b>	<b>Hazard</b>	Category: 2
<b>Remove overhanging or protruding objects</b>		<b>\$0</b>
Notes: Curtain rod is 72" AFF over the path of travel to pottery closet (80" min)		
CBC: 11B-307.4		
Other: ADA 307.4		

## Cupertino ADA

### Wilson Park

<b>Building 2</b>		
<b>8 - 1</b>	<b>Door/Gate</b>	<b>Category: 1</b>
<b>Provide or modify door kickplate</b>		<b>\$225</b>
Notes: A smooth and uninterrupted kick plate surface is not provided. Door stop is located in the 10" space above the finished floor.		
CBC: 11B-404.2.10		
Other: ADA 404.2.10		
<b>Install or modify sign</b>		<b>\$250</b>
Notes: A tactile and Braille EXIT sign is not provided in passageway for emergency exit.		
CBC: 1011		
Other: ADA 216.4.1, ADA 703.4.1		
<b>Regrade surface</b>		<b>\$2,500</b>
Notes: Clear floor space on the pull side of the door has a running slope up to 8.2% and a cross slope of 11% for 48" outside the door (2% max).		
CBC: 11B-404.2.4.4		
Other: ADA 404.2.4.4		
<b>10 - 1</b>	<b>Drinking Fountain</b>	<b>Category: 3</b>
<b>Raise or lower fountain</b>		<b>\$1,500</b>
Notes: Space between floor and bottom of fountain is 24.75" (27" min).		
CBC: 11B-306.3		
Other: ADA 306.3, ADA 306.3.1		
<b>Provide wing walls</b>		<b>\$1,000</b>
Notes: Drinking fountain protrudes 18" from vertical support at 28" AFF (protrusion more than 4" must be mounted below 27" or above 80").		
CBC: 11B-602.8, 11B-602.9		
Other: ADA 307		
<b>Install an additional high or low fountain</b>		<b>\$3,000</b>
Notes: A higher standing person fountain is not provided.		
CBC: 11B-211.2		
Other: ADA 211.2		
<b>18 - 1</b>	<b>Room</b>	<b>Category: 2</b>
<b>Provide an accessible room element</b>		<b>\$0</b>
Notes: Six pottery wheels, no accessible wheel provided.		
CBC: 11B-308.2		
Other: ADA 308.2, ADA 308.2.1		

## Cupertino ADA

Wilson Park

Building 2		
25 - 1	Kitchen	Category: 2
<b>Provide knee and toe clearance</b>		\$0
Notes: Knee space beneath the sink is not provided.		
CBC: 11B-306.3.3		
Other: ADA 306.3, ADA 306.3.3		
<b>Replace or reposition dispenser</b>		\$125
Notes: Paper towel dispenser and soap dispenser are 47" AFF and 24" behind the counter (40" AFF max).		
CBC: 11B-606.1		
Other: ADA 308, ADA 308.2.1, ADA 308.2.2, ADA 308.3.1, ADA 308.3.2		
<b>Modify counter height</b>		\$1,500
Notes: Height of kitchen work surface is 36" AFF (28" AFF min to 34" AFF max).		
CBC: 11B-804.3.2		
Other: ADA 804.3.2		

Appendix D: Public Rights-of-Way Reports for City Facilities

<b>Location Name</b>	<b>Cost Estimate</b>
Blackberry Farm - PROW	\$12,890
Canyon Oaks Park- PROW	\$2,050
Civic Center - PROW	\$10,580
Creekside Park - PROW	\$23,440
Franco Park - PROW	\$690
Hoover Park - PROW	\$15,060
Jollyman Park - PROW	\$66,380
McClellan Ranch - PROW	\$35,270
Memorial Park - PROW	\$31,920
Monta Vista Park - PROW	\$68,000
Oak Valley Park - PROW	\$10,920
Portal Park - PROW	\$8,980
Quinlan Community Center - PROW	\$44,750
Senior Center - PROW	\$13,560
Service Center - PROW	\$14,275
Somerset Park - PROW	\$2,400
Sport Center - PROW	\$63,380
Sterling/Barnhart Park - PROW	\$9,680
Stevens Creek Boulevard	\$309,365
Three Oaks Park - PROW	\$8,550
Varian Park - PROW	\$4,845
Wilson Park - PROW	\$63,830
<b>Total</b>	<b>\$820,815</b>



Blackberry Farm Golf Course  
22100 Stevens Creek Boulevard  
Cupertino, CA



3-1      14-1  
4-1      4-2



## Cupertino ADA

### Blackberry Farm - PROW

<b>3 - 1</b>	<b>Curb Ramp</b>	Category:
<b>Provide a level landing</b>		<b>\$2,500</b>
Notes: Counter slope at the base of the curb ramp is 9.8% (5.0% max).		
CBC: 11B-406.5.8		
Other: ADA 406.2		
<b>Provide a level landing</b>		<b>\$90</b>
Notes: The landing at the top of the curb ramp has a slope of 2.3% (2% max).		
CBC: 11B-406.5.3		
Other: ADA 406.4, ADA 406.7		
<b>Provide detectable warnings</b>		<b>\$1,000</b>
Notes: Truncated domes are space 2.5" center to center (2.3" min to 2.4" max).		
CBC: 11B-406.5.12		
Other: ADA 705.1		
<b>4 - 1</b>	<b>Walk</b>	Category:
<b>Regrade surface</b>		<b>\$160</b>
Notes: Cross slope of concrete path is up to 2.4% for 4 linear feet near storm drain (2.0% max).		
CBC: 11B-403.3		
Other: ADA 403.3		
<b>4 - 2</b>	<b>Walk</b>	Category:
<b>Regrade surface</b>		<b>\$8,640</b>
Notes: Cross slope of concrete path is up to 3.5% with spots up to 5% for 216 linear feet (2.0% max).		
CBC: 11B-403.3		
Other: ADA 403.3		
<b>14 - 1</b>	<b>Bus Stop</b>	Category:
<b>Regrade bus stop pad or light rail platform</b>		<b>\$500</b>
Notes: The bus pad has a slope up to 3.4% perpendicular to the roadway (2% max).		
CBC: 11B-810.2.4		
Other: ADA 810.2.4		

Canyon Oaks Park  
21140-21150 Canyon Oak Way  
Cupertino, CA



4-1

4-2


4-3

## Cupertino ADA

### Canyon Oaks Park- PROW

<b>4 - 1</b>	<b>Walk</b>	Category:
<b>Regrade surface</b>		<b>\$400</b>
Notes: Cross slope of concrete path is up to 2.6% for 10 linear feet (2.0% max).		
CBC: 11B-403.3		
Other: ADA 403.3		
<b>4 - 2</b>	<b>Walk</b>	Category:
<b>Install curb, barrier, or guardrail</b>		<b>\$250</b>
Notes: No warning curb provided at abrupt drop off of 9" near drain (6" warning curb required).		
CBC: 11B-303.5		
Other: -		
<b>Regrade surface</b>		<b>\$400</b>
Notes: Cross slope of concrete path is up to 3% for 10 linear feet (2.0% max).		
CBC: 11B-403.3		
Other: ADA 403.3		
<b>4 - 3</b>	<b>Walk</b>	Category:
<b>Regrade surface</b>		<b>\$1,000</b>
Notes: Cross slope of concrete path is up to 4.5% for 25 linear feet (2.0% max).		
CBC: 11B-403.3		
Other: ADA 403.3		

Civic Center Complex  
10800 Torre Ave  
Cupertino, CA





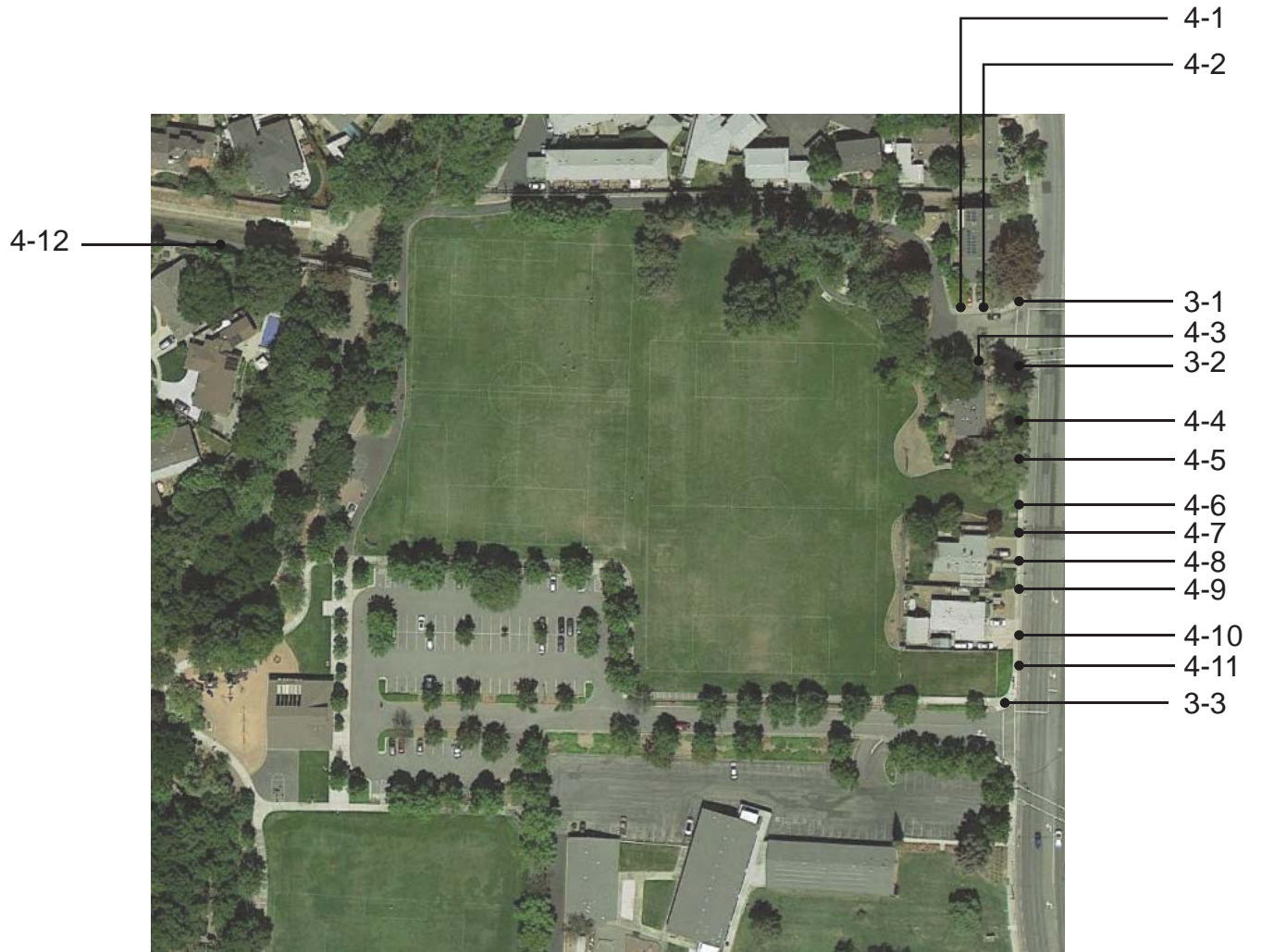
**Cupertino ADA**  
Civic Center - PROW

<b>3 - 1</b>	<b>Curb Ramp</b>	Category:
<b>Provide detectable warnings</b>		<b>\$1,000</b>
Notes: Detectable warnings not provided.		
CBC: 11B-247.1.2, 11B-406.5.12		
Other: -		
<b>3 - 2</b>	<b>Curb Ramp</b>	Category:
<b>Provide detectable warnings</b>		<b>\$1,000</b>
Notes: Detectable warnings not provided.		
CBC: 11B-247.1.2, 11B-406.5.12		
Other: -		
<b>3 - 3</b>	<b>Curb Ramp</b>	Category:
<b>Provide detectable warnings</b>		<b>\$0</b>
Notes: Detectable warnings not provided.		
CBC: 11B-247.1.2, 11B-406.5.12		
Other: -		
<b>Install, replace or modify curb ramp</b>		<b>\$2,460</b>
Notes: Slope of one flared side is 16.5% (10.0% max). Slope of the curb ramp is 9.1% (8.33% max).		
CBC: 11B-405.2, 11B-406, 11B-406.2.2		
Other: ADA 405.2, ADA 406.1, ADA 406.3		
<b>Provide a level landing</b>		<b>\$0</b>
Notes: A level landing is not provided at the top of the ramp (48" x 48" min).		
CBC: 11B-406.5.3		
Other: ADA 406.4, ADA 406.7		
<b>3 - 4</b>	<b>Curb Ramp</b>	Category:
<b>Provide detectable warnings</b>		<b>\$0</b>
Notes: Detectable warnings not provided.		
CBC: 11B-247.1.2, 11B-406.5.12		
Other: -		
<b>Install, replace or modify curb ramp</b>		<b>\$2,460</b>
Notes: Cross slope of the curb ramp is 2.4% (2.0% max). Slope of the curb ramp is 9.7% (8.33% max).		
CBC: 11B-405.2, 11B-406		
Other: ADA 405.2, ADA 405.3, ADA 406.1		

**Cupertino ADA**  
Civic Center - PROW

<b>3 - 5</b>	<b>Curb Ramp</b>	Category:
<b>Provide detectable warnings</b>		\$0
Notes: Detectable warnings not provided.		
CBC: 11B-247.1.2, 11B-406.5.12		
Other: -		
<b>Install, replace or modify curb ramp</b>		\$2,460
Notes: Cross slope of the parallel curb ramp is 8.8% (2.0% max).		
CBC: 11B-406		
Other: ADA 405.3, ADA 406.1		
<b>4 - 1</b>	<b>Walk</b>	Category:
<b>Regrade surface</b>		\$1,200
Notes: Cross slope of concrete path is up to 11% for 30 linear feet across drive (2.0% max).		
CBC: 11B-403.3		
Other: ADA 403.3		

Creekside Park  
10455 Miller Avenue  
Cupertino, CA





## Cupertino ADA

### Creekside Park - PROW

<b>3 - 1</b>	<b>Curb Ramp</b>	Category:
<b>Install, replace or modify curb ramp</b>		\$2,460
Notes: Slope of the curb ramp is 9.4% (8.33% max).		
CBC: 11B-405.2, 11B-406		
Other: ADA 405.2, ADA 406.1		
<b>Provide a level landing</b>		\$2,500
Notes: Counter slope at the base of the curb ramp is 7.6% (5.0% max).		
CBC: 11B-406.5.8		
Other: ADA 406.2		
<b>Grind or patch vertical change of grade</b>		\$0
Notes: 1" change in level due to cracked surface at the ramp. 3/4" change in level across the side walk.		
CBC: 11B-303.2.3, 11B-405.4		
Other: ADA 405.4		
<b>3 - 2</b>	<b>Curb Ramp</b>	Category:
<b>Provide detectable warnings</b>		\$0
Notes: Detectable warnings not provided.		
CBC: 11B-247.1.2, 11B-406.5.12		
Other: -		
<b>Provide a level landing</b>		\$0
Notes: A level landing is not provided at the top of the ramp (48" x 48" min).		
CBC: 11B-406.5.3		
Other: ADA 406.4, ADA 406.7		
<b>Provide surface texture</b>		\$0
Notes: Grooved border is not located at the top of the curb ramp.		
CBC: 11B-406.5.11		
Other: -		
<b>Install, replace or modify curb ramp</b>		\$2,460
Notes: Slope of one flared side is 10.5% (10.0% max). Slope of the curb ramp is 10.2% (8.33% max).		
CBC: 11B-405.2, 11B-406, 11B-406.2.2		
Other: ADA 405.2, ADA 406.1, ADA 406.3		
<b>Grind or patch vertical change of grade</b>		\$0
Notes: Surface level change is 1.5" at joint between asphalt and gutter (1/4" max).		
CBC: 11B-303.2.3, 11B-405.4		
Other: ADA 405.4		

## Cupertino ADA

### Creekside Park - PROW

<b>3 - 3</b>	<b>Curb Ramp</b>	Category:
<b>Provide detectable warnings</b>		\$0
Notes: Detectable warnings not provided.		
CBC: 11B-247.1.2, 11B-406.5.12		
Other: -		
<b>Reduce or eliminate opening</b>		\$0
Notes: Space at the bottom of the ramp has a 2" vegetated band.		
CBC: 11B-302.3		
Other: ADA 302.3		
<b>Install, replace or modify curb ramp</b>		\$2,460
Notes: Slope of one flared side is 16.7% (10.0% max). Cross slope of the curb ramp is 5.6% (2.0% max).		
CBC: 11B-406, 11B-406.2.2		
Other: ADA 405.3, ADA 406.1, ADA 406.3		
<b>Provide a level landing</b>		\$0
Notes: The top landing has a slope of 6.2% (2% max).		
CBC: 11B-406.5.3		
Other: ADA 406.4, ADA 406.7		
<b>4 - 1</b>	<b>Walk</b>	Category:
<b>Regrade surface</b>		\$200
Notes: Running slope of walk is 6.1% for 63" (5% max).		
CBC: 11B-403.3		
Other: ADA 403.3		
<b>4 - 2</b>	<b>Walk</b>	Category:
<b>Regrade surface</b>		\$2,000
Notes: Cross slope of concrete path is between 3.3% to 4% for 50 linear feet (2.0% max).		
CBC: 11B-403.3		
Other: ADA 403.3		
<b>4 - 3</b>	<b>Walk</b>	Category:
<b>Regrade surface</b>		\$1,600
Notes: Cross slope of concrete path is up to 3.3% for 40 linear feet (2.0% max).		
CBC: 11B-403.3		
Other: ADA 403.3		
<b>Grind or patch vertical change of grade</b>		\$250
Notes: 1" change in level at cracked flag (1/4" max, up to 1/2" with a bevel).		
CBC: 11B-303.2		
Other: ADA 303.2, ADA 303.3		

## Cupertino ADA

### Creekside Park - PROW

<b>4 - 4</b>	<b>Walk</b>	Category:
<b>Regrade surface</b>		<b>\$1,200</b>
Notes: Cross slope of concrete path is up to 3% for 30 linear feet (2.0% max).		
CBC: 11B-403.3		
Other: ADA 403.3		
<b>4 - 5</b>	<b>Walk</b>	Category:
<b>Regrade surface</b>		<b>\$440</b>
Notes: Cross slope across drive is up to 10% for 11 linear feet (2.0% max).		
CBC: 11B-403.3		
Other: ADA 403.3		
<b>4 - 6</b>	<b>Walk</b>	Category:
<b>Regrade surface</b>		<b>\$2,600</b>
Notes: Cross slope of concrete path is up to 4% for 65 linear feet (2.0% max).		
CBC: 11B-403.3		
Other: ADA 403.3		
<b>4 - 7</b>	<b>Walk</b>	Category:
<b>Regrade surface</b>		<b>\$640</b>
Notes: Cross slope across drive is up to 9.6% for 16 linear feet (2.0% max).		
CBC: 11B-403.3		
Other: ADA 403.3		
<b>4 - 8</b>	<b>Walk</b>	Category:
<b>Regrade surface</b>		<b>\$400</b>
Notes: Cross slope of concrete path is up to 3.2% for 10 linear feet (2.0% max).		
CBC: 11B-403.3		
Other: ADA 403.3		
<b>Grind or patch vertical change of grade</b>		<b>\$250</b>
Notes: .75" change in level at joint near brick walk to house (1/4" max, up to 1/2" with a bevel).		
CBC: 11B-303.2		
Other: ADA 303.2, ADA 303.3		
<b>4 - 9</b>	<b>Walk</b>	Category:
<b>Regrade surface</b>		<b>\$1,140</b>
Notes: Cross slope of concrete path is up to 3.3% for 28.5 linear feet (2.0% max).		
CBC: 11B-403.3		
Other: ADA 403.3		

## Cupertino ADA

### Creekside Park - PROW

<b>4 - 10</b>	<b>Walk</b>	Category:
<b>Regrade surface</b>		<b>\$640</b>
Notes: Cross slope across drive is up to 12% for 16 linear feet (2.0% max).		
CBC: 11B-403.3		
Other: ADA 403.3		
<b>4 - 11</b>	<b>Walk</b>	Category:
<b>Regrade surface</b>		<b>\$1,400</b>
Notes: Cross slope of concrete path is up to 4.2% for 35 linear feet (2.0% max).		
CBC: 11B-403.3		
Other: ADA 403.3		
<b>4 - 12</b>	<b>Walk</b>	Category:
<b>Regrade surface</b>		<b>\$800</b>
Notes: Cross slope of concrete path is up to 3.7% for 20 linear feet (2.0% max).		
CBC: 11B-403.3		
Other: ADA 403.3		

Franco Park  
10981 Franco Court  
Cupertino, CA



3-1

4-1




## Cupertino ADA

Franco Park - PROW

<b>3 - 1</b>	<b>Curb Ramp</b>	Category:
<b>Provide a level landing</b>		\$90
Notes: Top landing has a slope of 2.8% (2%max).		
CBC: 11B-406.5.3		
Other: ADA 406.4, ADA 406.7		
<b>4 - 1</b>	<b>Walk</b>	Category:
<b>Regrade surface</b>		\$600
Notes: Cross slope of concrete path is up to 2.4% for 15 linear feet (2.0% max).		
CBC: 11B-403.3		
Other: ADA 403.3		

Hoover Park  
Leeds Avenue and Donegal Avenue  
Cupertino, CA





## Cupertino ADA

### Hoover Park - PROW

<b>3 - 1</b>	<b>Curb Ramp</b>	Category:
<b>Install, replace or modify curb ramp</b>		<b>\$2,460</b>
Notes: Slope of the curb ramp is 15.4% (8.33% max). Cross slope of the curb ramp is 6.3% (2.0% max).		
CBC: 11B-405.2, 11B-406		
Other: ADA 405.2, ADA 405.3, ADA 406.1		
<b>Provide detectable warnings</b>		<b>\$0</b>
Notes: Detectable warnings not provided.		
CBC: 11B-247.1.2, 11B-406.5.12		
Other: -		
<b>Grind or patch vertical change of grade</b>		<b>\$0</b>
Notes: 1/2" change in level at the bottom of the curb ramp (0" max).		
CBC: 11B-303.2.3, 11B-405.4		
Other: ADA 405.4		
<b>Provide surface texture</b>		<b>\$0</b>
Notes: No grooved border provided.		
CBC: 11B-406.5.11		
Other: -		
<b>Provide a level landing</b>		<b>\$0</b>
Notes: Top landing of the curb ramp has a slope of 2.6% (2% max).		
CBC: 11B-406.5.3		
Other: ADA 406.4, ADA 406.7		
<b>4 - 1</b>	<b>Walk</b>	Category:
<b>Regrade surface</b>		<b>\$8,080</b>
Notes: Cross slope of concrete path is up to 3.6% for 202 linear feet (2.0% max).		
CBC: 11B-403.3		
Other: ADA 403.3		
<b>4 - 2</b>	<b>Walk</b>	Category:
<b>Regrade surface</b>		<b>\$1,440</b>
Notes: Running slope of concrete path is up to 6.9% for 36 linear feet (5.0% max).		
CBC: 11B-403.3		
Other: ADA 403.3		
<b>4 - 3</b>	<b>Walk</b>	Category:
<b>Regrade surface</b>		<b>\$3,080</b>
Notes: Cross slope of concrete path is up to 3.3% for 77 linear feet (2.0% max).		
CBC: 11B-403.3		
Other: ADA 403.3		







## Cupertino ADA

### Jollyman Park - PROW

3 - 1 Curb Ramp		Category:
<b>Provide surface texture</b>		\$0
Notes: Grooved border is 11" wide (12" min).		
CBC: 11B-406.5.11		
Other: -		
<b>Install, replace or modify curb ramp</b>		\$2,460
Notes: Slope of the curb ramp is 12.1% (8.33% max). Slope of one flared side is 17% (10.0% max).		
CBC: 11B-405.2, 11B-406, 11B-406.2.2		
Other: ADA 405.2, ADA 406.1, ADA 406.3		
<b>Provide a level landing</b>		\$0
Notes: A level landing is not provided at the top of the ramp (48" x 48" min).		
CBC: 11B-406.5.3		
Other: ADA 406.4, ADA 406.7		
<b>Provide a level landing</b>		\$2,500
Notes: Counter slope at the base of the curb ramp is 7.8% (5.0% max).		
CBC: 11B-406.5.8		
Other: ADA 406.2		
<b>Provide detectable warnings</b>		\$0
Notes: Detectable warnings not provided.		
CBC: 11B-247.1.2, 11B-406.5.12		
Other: -		
<b>Grind or patch vertical change of grade</b>		\$0
Notes: Deteriorated concrete at the top 24" of the curb ramp.		
CBC: 11B-303.2.3, 11B-405.4		
Other: ADA 405.4		

## Cupertino ADA

### Jollyman Park - PROW

<b>3 - 2</b>	<b>Curb Ramp</b>	Category:
<b>Grind or patch vertical change of grade</b>		<b>\$0</b>
Notes: There is a 1" change in level at the bottom of the curb ramp and a 1" change in level at the joint between the asphalt and the concrete paving (0").		
CBC: 11B-303.2.3, 11B-405.4		
Other: ADA 405.4		
<b>Provide a level landing</b>		<b>\$2,500</b>
Notes: Counter slope at the base of the curb ramp is 7% (5.0% max).		
CBC: 11B-406.5.8		
Other: ADA 406.2		
<b>Provide detectable warnings</b>		<b>\$1,000</b>
Notes: Detectable warnings not provided.		
CBC: 11B-247.1.2, 11B-406.5.12		
Other: -		
<b>Provide surface texture</b>		<b>\$1,000</b>
Notes: No grooved border provided.		
CBC: 11B-406.5.11		
Other: -		
<b>3 - 3</b>	<b>Curb Ramp</b>	Category:
<b>Provide surface texture</b>		<b>\$0</b>
Notes: Grooved border is 11.25" wide (12" min).		
CBC: 11B-406.5.11		
Other: -		
<b>Install, replace or modify curb ramp</b>		<b>\$2,460</b>
Notes: Cross slope of the curb ramp is 5.4% (2.0% max). Slope of one flared side is 15.3% (10.0% max).		
CBC: 11B-406, 11B-406.2.2		
Other: ADA 405.3, ADA 406.1, ADA 406.3		
<b>Provide a level landing</b>		<b>\$0</b>
Notes: A level landing is not provided at the top of the ramp (48" x 48" min). The turning space at the bottom of the parallel curb ramp has a slope of 5.3% (2% max).		
CBC: 11B-406.3.2, 11B-406.5.3		
Other: ADA 406.4, ADA 406.7		
<b>Provide detectable warnings</b>		<b>\$0</b>
Notes: Detectable warnings not provided.		
CBC: 11B-247.1.2, 11B-406.5.12		
Other: -		

## Cupertino ADA

### Jollyman Park - PROW

<b>3 - 4</b>	<b>Curb Ramp</b>	Category:
<b>Provide surface texture</b>		\$0
Notes: Grooved border is 11.5" wide (12" min).		
CBC: 11B-406.5.11		
Other: -		
<b>Install, replace or modify curb ramp</b>		\$2,460
Notes: Cross slope of the curb ramp is 4.2% (2.0% max).		
CBC: 11B-406		
Other: ADA 405.3, ADA 406.1		
<b>Provide a level landing</b>		\$0
Notes: A level landing is not provided at the top of the ramp (48" x 48" min). The turning space at the bottom of the parallel curb ramp has a slope of 8.9% (2% max).		
CBC: 11B-406.3.2, 11B-406.5.3		
Other: ADA 406.4, ADA 406.7		
<b>Provide detectable warnings</b>		\$0
Notes: Detectable warnings not provided.		
CBC: 11B-247.1.2, 11B-406.5.12		
Other: -		
<b>4 - 1</b>	<b>Walk</b>	Category:
<b>Grind or patch vertical change of grade</b>		\$250
Notes: 1/2" change in level at concrete joint (1/4" max, up to 1/2" with a bevel).		
CBC: 11B-303.2		
Other: ADA 303.2, ADA 303.3		
<b>4 - 2</b>	<b>Walk</b>	Category:
<b>Regrade surface</b>		\$2,760
Notes: Cross slope of concrete path is up to 4.5% for 69 linear feet (2.0% max).		
CBC: 11B-403.3		
Other: ADA 403.3		
<b>4 - 3</b>	<b>Walk</b>	Category:
<b>Regrade surface</b>		\$4,600
Notes: Cross slope of concrete path is up to 4.3% for 115 linear feet (2.0% max).		
CBC: 11B-403.3		
Other: ADA 403.3		

**Cupertino ADA**  
Jollyman Park - PROW

<b>4 - 4</b>	<b>Walk</b>	Category:
<b>Regrade surface</b>		<b>\$3,720</b>
Notes: Cross slope of concrete path is up to 4.1% for 93 linear feet (2.0% max).		
CBC: 11B-403.3		
Other: ADA 403.3		
<b>Grind or patch vertical change of grade</b>		<b>\$250</b>
Notes: 1.5" marked change in level at concrete joint (1/4" max, up to 1/2" with a bevel).		
CBC: 11B-303.2		
Other: ADA 303.2, ADA 303.3		
<b>4 - 5</b>	<b>Walk</b>	Category:
<b>Regrade surface</b>		<b>\$11,040</b>
Notes: Cross slope of concrete path is up to 3.1% for 276 linear feet (2.0% max).		
CBC: 11B-403.3		
Other: ADA 403.3		
<b>4 - 6</b>	<b>Walk</b>	Category:
<b>Regrade surface</b>		<b>\$3,960</b>
Notes: Cross slope of concrete path is up to 3.1% for 99 linear feet (2.0% max).		
CBC: 11B-403.3		
Other: ADA 403.3		
<b>4 - 7</b>	<b>Walk</b>	Category:
<b>Regrade surface</b>		<b>\$1,680</b>
Notes: Cross slope of concrete path is up to 4.4% for 42 linear feet and up to 10.7% at the utility drive for 15 linear feet (2.0% max).		
CBC: 11B-403.3		
Other: ADA 403.3		
<b>4 - 8</b>	<b>Walk</b>	Category:
<b>Regrade surface</b>		<b>\$440</b>
Notes: Cross slope of concrete path is up to 2.7% for 11 linear feet (2.0% max).		
CBC: 11B-403.3		
Other: ADA 403.3		
<b>4 - 9</b>	<b>Walk</b>	Category:
<b>Regrade surface</b>		<b>\$1,440</b>
Notes: Cross slope of concrete path is up to 3.2% for 36 linear feet (2.0% max).		
CBC: 11B-403.3		
Other: ADA 403.3		

**Cupertino ADA**  
Jollyman Park - PROW

<b>4 - 10</b>	<b>Walk</b>	Category:
<b>Regrade surface</b>		<b>\$920</b>
Notes: Cross slope of concrete path is up to 3.1% for 23 linear feet (2.0% max).		
CBC: 11B-403.3		
Other: ADA 403.3		
<b>4 - 11</b>	<b>Walk</b>	Category:
<b>Regrade surface</b>		<b>\$3,000</b>
Notes: Cross slope of concrete path is up to 3.1% for 75 linear feet (2.0% max).		
CBC: 11B-403.3		
Other: ADA 403.3		
<b>4 - 12</b>	<b>Walk</b>	Category:
<b>Regrade surface</b>		<b>\$6,720</b>
Notes: Cross slope of concrete path is up top 4.1% for 168 linear feet (2.0% max).		
CBC: 11B-403.3		
Other: ADA 403.3		
<b>4 - 13</b>	<b>Walk</b>	Category:
<b>Regrade surface</b>		<b>\$800</b>
Notes: Cross slope of concrete path is up to 11.9% for 20 linear feet across drive (2.0% max).		
CBC: 11B-403.3		
Other: ADA 403.3		
<b>4 - 14</b>	<b>Walk</b>	Category:
<b>Regrade surface</b>		<b>\$9,120</b>
Notes: Cross slope of concrete path is up to 3.2% for 228 linear feet (2.0% max).		
CBC: 11B-403.3		
Other: ADA 403.3		
<b>Grind or patch vertical change of grade</b>		<b>\$250</b>
Notes: 1/2" change in level at concrete joint (1/4" max, up to 1/2" with a bevel).		
CBC: 11B-303.2		
Other: ADA 303.2, ADA 303.3		



## Cupertino ADA

### Jollyman Park - PROW

4 - 15	Walk	Category:
<b>Regrade surface</b>		<b>\$800</b>
Notes: Cross slope at concrete drive is up to 7% at 48" adjacent to curb and 3.8% in driveway, 20 linear feet (2% max). Flared sides of the drive have a slope of 18.1% and 27% (10% max).		
CBC: 11B-403.3		
Other: ADA 403.3		
<b>Widen walk</b>		<b>\$0</b>
Notes: Width of walk is 37.5" for 20 linear feet across the drive (48" min).		
CBC: 11B-403.5.1.3		
Other: ADA 403.5.1		
<b>Grind or patch vertical change of grade</b>		<b>\$250</b>
Notes: 1.5" change in level in one flag before the drive (1/4" max, up to 1/2" with a bevel).		
CBC: 11B-303.2		
Other: ADA 303.2, ADA 303.3		



McClellan Ranch  
22221 McClellan Road  
Cupertino, CA



## Cupertino ADA

McClellan Ranch - PROW

<b>3 - 1</b>	<b>Curb Ramp</b>	Category:
<b>Provide a level landing</b>		\$2,500
Notes: Counter slope at the base of the curb ramp is 7.1% (5.0% max).		
CBC: 11B-406.5.8		
Other: ADA 406.2		
<b>Provide surface texture</b>		\$0
Notes: Grooved border is 11.5" wide (12" min).		
CBC: 11B-406.5.11		
Other: -		
<b>Install, replace or modify curb ramp</b>		\$2,460
Notes: Slope of one flared side is 13.9% (10.0% max).		
CBC: 11B-406.2.2		
Other: ADA 406.3		
<b>4 - 1</b>	<b>Walk</b>	Category:
<b>Regrade surface</b>		\$1,360
Notes: Cross slope at drive is up to 3.5% for 34 linear feet (2% max).		
CBC: 11B-403.3		
Other: ADA 403.3		
<b>4 - 2</b>	<b>Walk</b>	Category:
<b>Regrade surface</b>		\$40
Notes: Cross slope of concrete path is up to 3% for 20 linear feet (2.0% max). Running slope of concrete path is up to 5.7% for last 10 linear feet before the bridge (5.0% max).		
CBC: 11B-403.3		
Other: ADA 403.3		
<b>4 - 3</b>	<b>Walk</b>	Category:
<b>Detectable warnings</b>		\$1,000
Notes: No detectable warnings are provided where the sidewalk crosses vehicular drive. Blended transition needed.		
CBC: 11B-705.1.2, 11B-705.1.2.5		
Other: -		
<b>4 - 4</b>	<b>Walk</b>	Category:
<b>Detectable warnings</b>		\$1,000
Notes: No detectable warnings are provided where the sidewalk crosses vehicular drive. Blended transition needed.		
CBC: 11B-705.1.2, 11B-705.1.2.5		
Other: -		

## Cupertino ADA

### McClellan Ranch - PROW

<b>4 - 5</b>	<b>Walk</b>	Category:
<b>Regrade surface</b>		<b>\$1,640</b>
Notes: Running slope of concrete path is up to 7% (5.0% max) and cross slope is up to 4% (2.0% max) for 41 linear feet.		
CBC: 11B-403.3		
Other: ADA 403.3		
<b>4 - 6</b>	<b>Walk</b>	Category:
<b>Regrade surface</b>		<b>\$20,000</b>
Notes: Cross slope of concrete path is up to 4.2% for 500 linear feet (2.0% max).		
CBC: 11B-403.3		
Other: ADA 403.3		
<b>4 - 7</b>	<b>Walk</b>	Category:
<b>Regrade surface</b>		<b>\$4,720</b>
Notes: Cross slope of concrete path is up to 5% for 118 linear feet (2.0% max).		
CBC: 11B-403.3		
Other: ADA 403.3		
<b>Remove overhanging or protruding objects</b>		<b>\$125</b>
Notes: Oak branches protrude 36" from the trunk of the tree at 44" AFF (80" min above ground).		
CBC: 11B-307.4		
Other: ADA 307.4		
<b>5 - 1</b>	<b>Ramp</b>	Category:
<b>Regrade or replace ramp</b>		<b>\$425</b>
Notes: Cross slope of asphalt ramp is up to 8.6% near middle of run (2.0% max).		
CBC: 11B-405.3		
Other: ADA 405.3		

Memorial Park  
21121 Stevens Creek Boulevard  
Cupertino, CA



3-1 / 4-1



4-2

3-2

4-3

Memorial Park  
21121 Stevens Creek Boulevard  
Cupertino, CA



3-3

4-4

**Cupertino ADA**  
Memorial Park - PROW

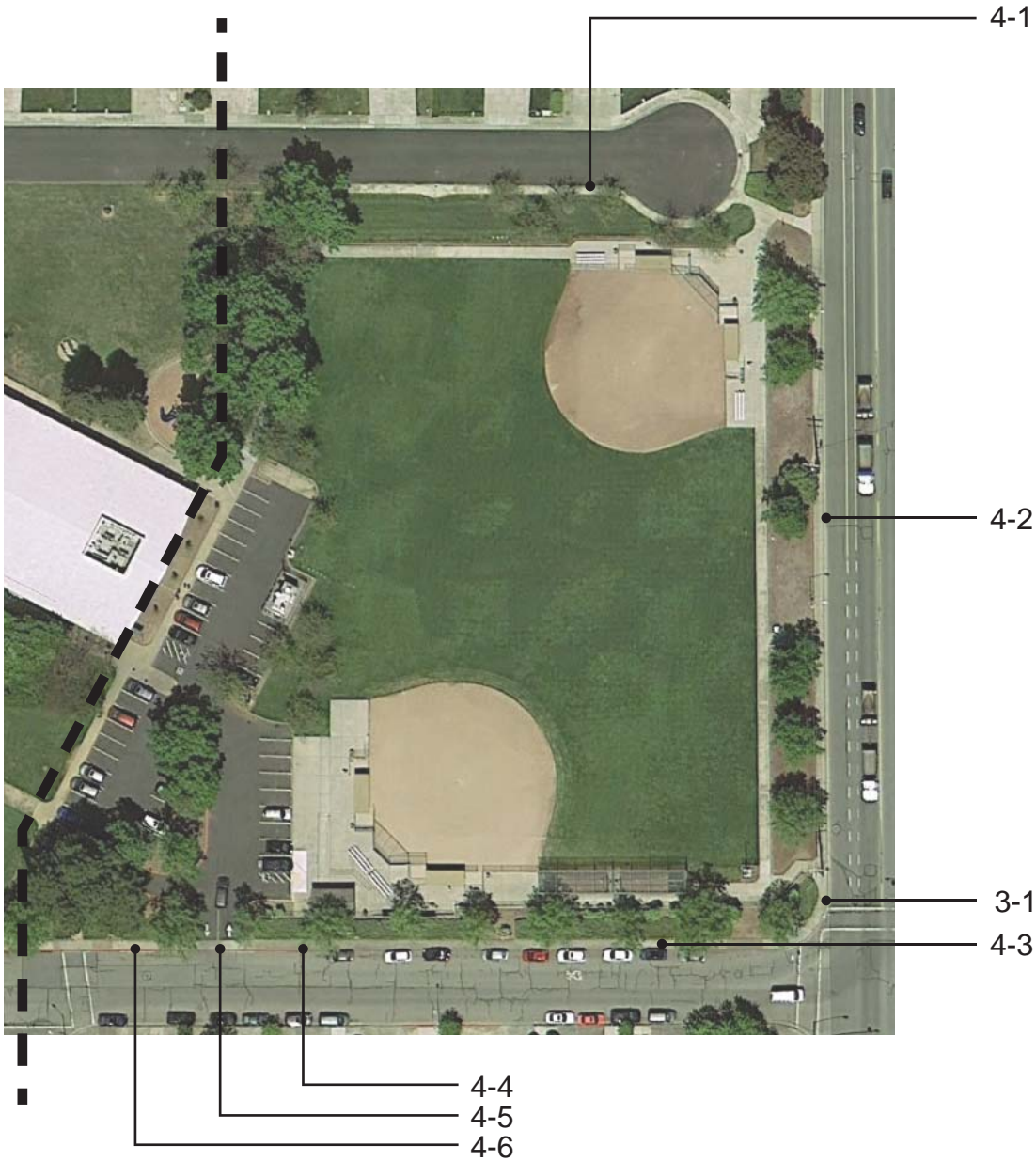
<b>3 - 1</b>	<b>Curb Ramp</b>	Category:
<b>Install, replace or modify curb ramp</b>		<b>\$2,460</b>
Notes: Slope of one flared side is 11% (10.0% max). Slope of the curb ramp is 13.3% (8.33% max).		
CBC: 11B-405.2, 11B-406, 11B-406.2.2		
Other: ADA 405.2, ADA 406.1, ADA 406.3		
<b>Provide a level landing</b>		<b>\$0</b>
Notes: Top level landing is 15" deep (48" min).		
CBC: 11B-406.5.3		
Other: ADA 406.4, ADA 406.7		
<b>Provide a level landing</b>		<b>\$2,500</b>
Notes: Counter slope at the base of the curb ramp is 12% (5.0% max).		
CBC: 11B-406.5.8		
Other: ADA 406.2		
<b>Provide detectable warnings</b>		<b>\$0</b>
Notes: Detectable warnings not provided.		
CBC: 11B-247.1.2, 11B-406.5.12		
Other: -		
<b>Provide surface texture</b>		<b>\$0</b>
Notes: Grooved border is not at the top of the curb ramp.		
CBC: 11B-406.5.11		
Other: -		
<b>3 - 2</b>	<b>Curb Ramp</b>	Category:
<b>Install, replace or modify curb ramp</b>		<b>\$2,460</b>
Notes: Slope of one flared side is 11% (10.0% max).		
CBC: 11B-406.2.2		
Other: ADA 406.3		
<b>Provide a level landing</b>		<b>\$0</b>
Notes: Top landing has a slope of 2.2% (2% max).		
CBC: 11B-406.5.3		
Other: ADA 406.4, ADA 406.7		
<b>3 - 3</b>	<b>Curb Ramp</b>	Category:
<b>Provide a level landing</b>		<b>\$2,500</b>
Notes: Counter slope at the base of the curb ramp is 5.2% (5.0% max).		
CBC: 11B-406.5.8		
Other: ADA 406.2		

**Cupertino ADA**  
Memorial Park - PROW

<b>4 - 1</b>	<b>Walk</b>	Category:
<b>Regrade surface</b>		<b>\$3,080</b>
Notes: Cross slope of concrete path is up to 5.7% for 77 linear feet (2.0% max).		
CBC: 11B-403.3		
Other: ADA 403.3		
<b>4 - 2</b>	<b>Walk</b>	Category:
<b>Regrade surface</b>		<b>\$11,720</b>
Notes: Cross slope of concrete path is up to 5% for 293 linear feet (2.0% max).		
CBC: 11B-403.3		
Other: ADA 403.3		
<b>4 - 3</b>	<b>Walk</b>	Category:
<b>Regrade surface</b>		<b>\$800</b>
Notes: Cross slope of concrete path is up to 6% for 188 linear feet and 18% across ramp for 20 linear feet (2.0% max).		
CBC: 11B-403.3		
Other: ADA 403.3		
<b>4 - 4</b>	<b>Walk</b>	Category:
<b>Regrade surface</b>		<b>\$6,400</b>
Notes: Cross slope of concrete path is up to 3.7% for 160 linear feet (2.0% max).		
CBC: 11B-403.3		
Other: ADA 403.3		



Monte Vista Park  
22601 Voss Avenue  
Cupertino, CA





Monte Vista Park  
22601 Voss Avenue  
Cupertino, CA



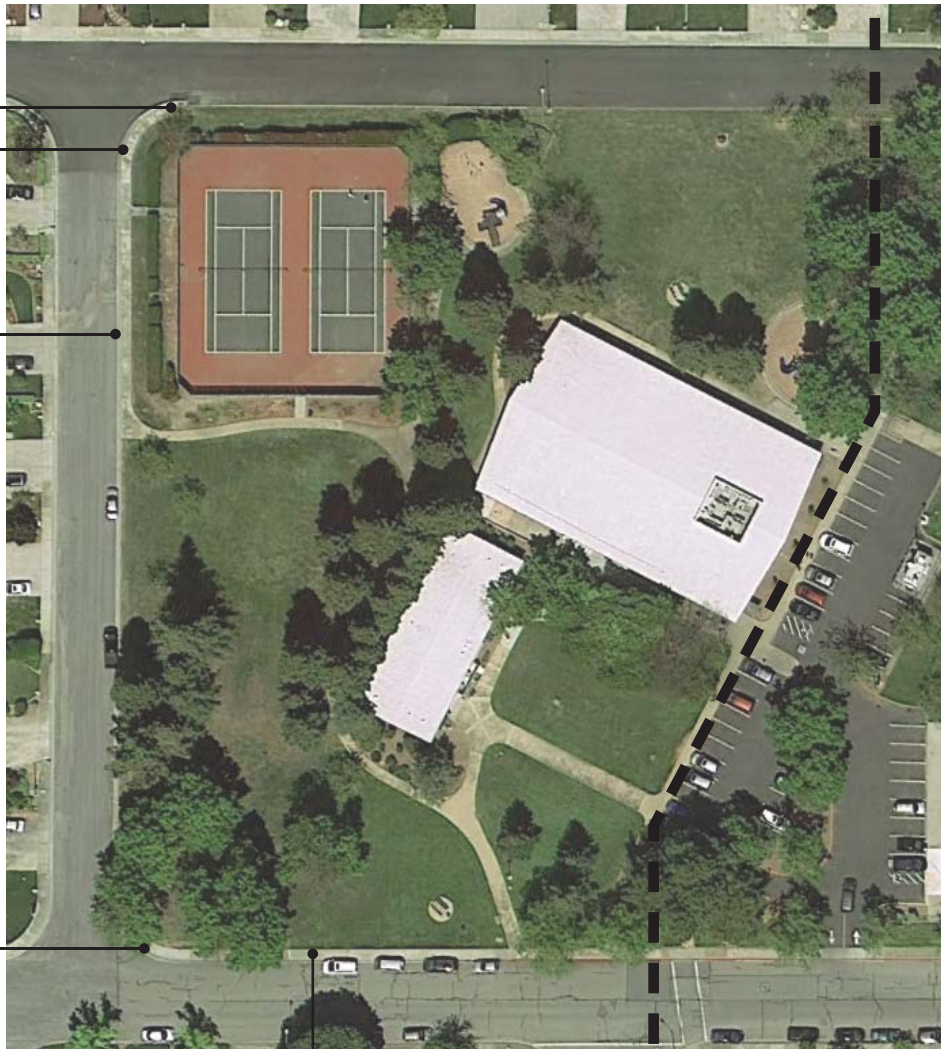
3-2

3-3

4-8

3-4

4-7



## Cupertino ADA

### Monta Vista Park - PROW

<b>3 - 1</b>	<b>Curb Ramp</b>	Category:
<b>Install, replace or modify curb ramp</b>		<b>\$2,460</b>
Notes: Slope of the curb ramp is 10.9% (8.33% max). Slopes of flared sides are 10.5% and 18.1% (10.0% max).		
CBC: 11B-405.2, 11B-406, 11B-406.2.2		
Other: ADA 405.2, ADA 406.1, ADA 406.3		
<b>Provide a level landing</b>		<b>\$2,500</b>
Notes: Counter slope at the base of the curb ramp is 9.3% (5.0% max).		
CBC: 11B-406.5.8		
Other: ADA 406.2		
<b>Grind or patch vertical change of grade</b>		<b>\$0</b>
Notes: 1/2" change in level at the bottom of the curb ramp in transition between asphalt and concrete (1/4" max).		
CBC: 11B-303.2.3, 11B-405.4		
Other: ADA 405.4		
<b>3 - 2</b>	<b>Curb Ramp</b>	Category:
<b>Install, replace or modify curb ramp</b>		<b>\$2,460</b>
Notes: Slope of the curb ramp is 11.5% (8.33% max). Slopes of flared sides are 12.6% and 12.2% (10.0% max).		
CBC: 11B-405.2, 11B-406, 11B-406.2.2		
Other: ADA 405.2, ADA 406.1, ADA 406.3		
<b>Provide a level landing</b>		<b>\$2,500</b>
Notes: Counter slope at the base of the curb ramp is 5.2% (5.0% max).		
CBC: 11B-406.5.8		
Other: ADA 406.2		
<b>Provide a level landing</b>		<b>\$0</b>
Notes: A level landing is not provided at the top of the ramp (48" x 48" min).		
CBC: 11B-406.5.3		
Other: ADA 406.4, ADA 406.7		
<b>Provide detectable warnings</b>		<b>\$0</b>
Notes: Detectable warnings not provided.		
CBC: 11B-247.1.2, 11B-406.5.12		
Other: -		
<b>Provide surface texture</b>		<b>\$0</b>
Notes: No grooved border provided.		
CBC: 11B-406.5.11		
Other: -		

## Cupertino ADA

### Monta Vista Park - PROW

<b>3 - 3</b>	<b>Curb Ramp</b>	Category:
<b>Install, replace or modify curb ramp</b>		<b>\$2,460</b>
Notes: Slope of the curb ramp is 11.4% (8.33% max). Slopes of flared sides are 14.7% and 14% (10.0% max).		
CBC: 11B-405.2, 11B-406, 11B-406.2.2		
Other: ADA 405.2, ADA 406.1, ADA 406.3		
<b>Provide a level landing</b>		<b>\$2,500</b>
Notes: Counter slope at the base of the curb ramp is 8.7% (5.0% max).		
CBC: 11B-406.5.8		
Other: ADA 406.2		
<b>Provide detectable warnings</b>		<b>\$0</b>
Notes: Detectable warnings not provided.		
CBC: 11B-247.1.2, 11B-406.5.12		
Other: -		
<b>Provide surface texture</b>		<b>\$0</b>
Notes: No grooved border provided.		
CBC: 11B-406.5.11		
Other: -		
<b>Grind or patch vertical change of grade</b>		<b>\$0</b>
Notes: 1/2" change in level at the bottom of the curb ramp (curb ramps must be free from any changes in level).		
CBC: 11B-303.2.3, 11B-405.4		
Other: ADA 405.4		

## Cupertino ADA

### Monta Vista Park - PROW

<b>3 - 4</b>	<b>Curb Ramp</b>	Category:
<b>Provide a level landing</b>		\$90
Notes: A level landing is not provided at the top of the ramp (48" x 48" min).		
CBC: 11B-406.5.3		
Other: ADA 406.4, ADA 406.7		
<b>Provide a level landing</b>		\$2,500
Notes: Counter slope at the base of the curb ramp is 9.5% (5.0% max).		
CBC: 11B-406.5.8		
Other: ADA 406.2		
<b>Grind or patch vertical change of grade</b>		\$250
Notes: 1/2" change in level at the bottom of the ramp (curb ramps must be free from any changes in level).		
CBC: 11B-303.2.3, 11B-405.4		
Other: ADA 405.4		
<b>Provide detectable warnings</b>		\$1,000
Notes: Detectable warnings not provided.		
CBC: 11B-247.1.2, 11B-406.5.12		
Other: -		
<b>4 - 1</b>	<b>Walk</b>	Category:
<b>Regrade surface</b>		\$7,880
Notes: Cross slope of concrete path is up to 4.6% for 197 linear feet (2.0% max).		
CBC: 11B-403.3		
Other: ADA 403.3		
<b>4 - 2</b>	<b>Walk</b>	Category:
<b>Regrade surface</b>		\$14,360
Notes: Cross slope of concrete path is up to 4.1% for 359 linear feet (2.0% max).		
CBC: 11B-403.3		
Other: ADA 403.3		
<b>4 - 3</b>	<b>Walk</b>	Category:
<b>Regrade surface</b>		\$7,280
Notes: Cross slope of concrete path is up to 3.4% for 181 linear feet (2.0% max).		
CBC: 11B-403.3		
Other: ADA 403.3		

**Cupertino ADA**

## Monta Vista Park - PROW

<b>4 - 4</b>	<b>Walk</b>	Category:
<b>Regrade surface</b>		<b>\$1,280</b>
Notes: Cross slope of concrete path is up to 2.6% for 32 linear feet (2.0% max).		
CBC: 11B-403.3		
Other: ADA 403.3		
<b>4 - 5</b>	<b>Walk</b>	Category:
<b>Regrade surface</b>		<b>\$1,280</b>
Notes: Cross slope of concrete path is up to 10.3% at drive for 32 linear feet (2.0% max).		
CBC: 11B-403.3		
Other: ADA 403.3		
<b>4 - 6</b>	<b>Walk</b>	Category:
<b>Regrade surface</b>		<b>\$1,440</b>
Notes: Cross slope of concrete path is up to 2.9% for 36 linear feet (2.0% max).		
CBC: 11B-403.3		
Other: ADA 403.3		
<b>4 - 7</b>	<b>Walk</b>	Category:
<b>Regrade surface</b>		<b>\$10,320</b>
Notes: Cross slope of concrete path is up to 4.2% for 258 linear feet (2.0% max).		
CBC: 11B-403.3		
Other: ADA 403.3		
<b>4 - 8</b>	<b>Walk</b>	Category:
<b>Regrade surface</b>		<b>\$5,440</b>
Notes: Cross slope of concrete path is up to 4.8% for 136 linear feet (2.0% max).		
CBC: 11B-403.3		
Other: ADA 403.3		

Oak Valley Park  
23625-23645 Oak Valley Road  
Cupertino, CA



## Cupertino ADA

Oak Valley Park - PROW

3 - 1 Curb Ramp		Category:
<b>Provide a level landing</b>		\$2,500
Notes: Counter slope at the base of the curb ramp is 7.2% (5.0% max).		
CBC: 11B-406.5.8		
Other: ADA 406.2		
<b>Provide detectable warnings</b>		\$0
Notes: Detectable warnings not provided.		
CBC: 11B-247.1.2, 11B-406.5.12		
Other: -		
<b>Install, replace or modify curb ramp</b>		\$2,460
Notes: Cross slope of the curb ramp is 3.1% (2.0% max).		
CBC: 11B-406		
Other: ADA 405.3, ADA 406.1		
<b>Provide surface texture</b>		\$0
Notes: No grooved border provided.		
CBC: 11B-406.5.11		
Other: -		


## Cupertino ADA

### Oak Valley Park - PROW

3 - 2	Curb Ramp	Category:
<b>Provide a level landing</b>		\$2,500
Notes: Counter slope at the base of the curb ramp is 8.9% (5.0% max).		
CBC: 11B-406.5.8		
Other: ADA 406.2		
<b>Provide surface texture</b>		\$0
Notes: No grooved border provided.		
CBC: 11B-406.5.11		
Other: -		
<b>Provide detectable warnings</b>		\$0
Notes: Detectable warnings not provided.		
CBC: 11B-247.1.2, 11B-406.5.12		
Other: -		
<b>Provide a level landing</b>		\$0
Notes: A level landing is not provided at the top of the ramp (48" x 48" min).		
CBC: 11B-406.5.3		
Other: ADA 406.4, ADA 406.7		
<b>Install, replace or modify curb ramp</b>		\$2,460
Notes: Slope of the curb ramp is 15.2% (8.33% max).		
CBC: 11B-405.2, 11B-406		
Other: ADA 405.2, ADA 406.1		
4 - 1	Walk	Category:
<b>Regrade surface</b>		\$1,000
Notes: Cross slope of concrete path is up to 2.5% for 25 linear feet (2.0% max).		
CBC: 11B-403.3		
Other: ADA 403.3		



Portal Park  
19810 North Portal Road  
Cupertino, CA



4-5

4-4

4-3

4-2

4-1

**Cupertino ADA**  
Portal Park - PROW

<b>4 - 1</b>	<b>Walk</b>	Category:
<b>Regrade surface</b>		<b>\$640</b>
Notes: Cross slope of concrete path is up to 2.5% for 16 linear feet (2.0% max).		
CBC: 11B-403.3		
Other: ADA 403.3		
<b>4 - 2</b>	<b>Walk</b>	Category:
<b>Regrade surface</b>		<b>\$1,840</b>
Notes: Cross slope of concrete path is up to 2.5% for 46 linear feet (2.0% max).		
CBC: 11B-403.3		
Other: ADA 403.3		
<b>Grind or patch vertical change of grade</b>		<b>\$250</b>
Notes: 1/2" change in level at concrete joint across walk in front of pathway into park (1/4" max, up to 1/2" with a bevel).		
CBC: 11B-303.2		
Other: ADA 303.2, ADA 303.3		
<b>4 - 3</b>	<b>Walk</b>	Category:
<b>Regrade surface</b>		<b>\$3,000</b>
Notes: Cross slope of concrete path is up to 3.7% for 75 linear feet (2.0% max).		
CBC: 11B-403.3		
Other: ADA 403.3		
<b>Grind or patch vertical change of grade</b>		<b>\$0</b>
Notes: 1/2" change in level due to deteriorated concrete at joint, 1.5 sf (1/4" max, up to 1/2" with a bevel).		
CBC: 11B-303.2		
Other: ADA 303.2, ADA 303.3		
<b>4 - 4</b>	<b>Walk</b>	Category:
<b>Grind or patch vertical change of grade</b>		<b>\$250</b>
Notes: 1/2" change in level due to deteriorated concrete at joint, 1 sf (1/4" max, up to 1/2" with a bevel).		
CBC: 11B-303.2		
Other: ADA 303.2, ADA 303.3		
<b>4 - 5</b>	<b>Walk</b>	Category:
<b>Regrade surface</b>		<b>\$3,000</b>
Notes: Cross slope of concrete path is up to 2.3% for 75 linear feet and up to 4.4% for last 30 feet before drive (2.0% max).		
CBC: 11B-403.3		
Other: ADA 403.3		

Quinlan Community Center  
10350 Torre Ave  
Cupertino, CA



## Cupertino ADA

### Quinlan Community Center - PROW

3 - 1	Curb Ramp	Category:
<b>Provide detectable warnings</b>		\$1,000
Notes: Detectable warnings not provided.		
CBC: 11B-406.5.12		
Other: ADA 705.1		
<b>Provide a level landing</b>		\$90
Notes: The turning space at the bottom of the parallel curb ramp has a slope of 4.2% (2% max).		
CBC: 11B-406.3.2		
Other: -		
<b>Provide a level landing</b>		\$2,500
Notes: Counter slope at the base of the curb ramp is 10.8% (5.0% max).		
CBC: 11B-406.5.8		
Other: ADA 406.2		
3 - 2	Curb Ramp	Category:
<b>Provide detectable warnings</b>		\$0
Notes: Detectable warnings not provided.		
CBC: 11B-247.1.2, 11B-406.5.12		
Other: -		
<b>Provide surface texture</b>		\$0
Notes: No grooved border provided.		
CBC: 11B-406.5.11		
Other: -		
<b>Provide a level landing</b>		\$0
Notes: A level landing is not provided at the top of the ramp (48" x 48" min). The turning space at the bottom of the parallel curb ramp has a slope of 5.8% (2% max).		
CBC: 11B-406.3.2, 11B-406.5.3		
Other: ADA 406.4, ADA 406.7		
<b>Install, replace or modify curb ramp</b>		\$2,460
Notes: Slope of the curb ramp is 9.2% (8.33% max).		
CBC: 11B-405.2, 11B-406		
Other: ADA 405.2, ADA 406.1		

## Cupertino ADA

### Quinlan Community Center - PROW

3 - 3 Curb Ramp		Category:
<b>Provide detectable warnings</b>		\$0
Notes: Detectable warnings not provided.		
CBC: 11B-247.1.2, 11B-406.5.12		
Other: -		
<b>Provide surface texture</b>		\$0
Notes: No grooved border provided.		
CBC: 11B-406.5.11		
Other: -		
<b>Provide a level landing</b>		\$2,500
Notes: Counter slope at the base of the curb ramp is 5.2% (5.0% max).		
CBC: 11B-406.5.8		
Other: ADA 406.2		
<b>Install, replace or modify curb ramp</b>		\$2,460
Notes: Slope of the curb ramp is 10.8% (8.33% max). Slope of one flared side is 10.3% (10.0% max).		
CBC: 11B-405.2, 11B-406, 11B-406.2.2		
Other: ADA 405.2, ADA 406.1, ADA 406.3		
<b>Provide a level landing</b>		\$0
Notes: A level landing is not provided at the top of the ramp (48" x 48" min). The turning space at the bottom of the parallel curb ramp has a slope of 5.7% (2% max).		
CBC: 11B-406.3.2, 11B-406.5.3		
Other: ADA 406.4, ADA 406.7		

## Cupertino ADA

### Quinlan Community Center - PROW

<b>3 - 4</b>	<b>Curb Ramp</b>	Category:
<b>Provide detectable warnings</b>		\$0
Notes: Detectable warnings not provided.		
CBC: 11B-247.1.2, 11B-406.5.12		
Other: -		
<b>Install, replace or modify curb ramp</b>		\$2,460
Notes: Slope of the curb ramp is 12.3% (8.33% max).		
CBC: 11B-405.2, 11B-406		
Other: ADA 405.2, ADA 406.1		
<b>Provide surface texture</b>		\$0
Notes: No grooved border provided.		
CBC: 11B-406.5.11		
Other: -		
<b>Grind or patch vertical change of grade</b>		\$0
Notes: 1/2" change in level at the bottom of the curb ramp at asphalt.		
CBC: 11B-303.2.3, 11B-405.4		
Other: ADA 405.4		
<b>3 - 5</b>	<b>Curb Ramp</b>	Category:
<b>Provide a level landing</b>		\$0
Notes: A level landing is not provided at the top of the ramp (48" x 48" min).		
CBC: 11B-406.5.3		
Other: ADA 406.4, ADA 406.7		
<b>Install, replace or modify curb ramp</b>		\$2,460
Notes: Slope of the curb ramp is 9.1% (8.33% max).		
CBC: 11B-405.2, 11B-406		
Other: ADA 405.2, ADA 406.1		
<b>Provide detectable warnings</b>		\$0
Notes: Detectable warnings not provided.		
CBC: 11B-247.1.2, 11B-406.5.12		
Other: -		
<b>Provide surface texture</b>		\$0
Notes: No grooved border provided.		
CBC: 11B-406.5.11		
Other: -		

## Cupertino ADA

### Quinlan Community Center - PROW

<b>3 - 6</b>	<b>Curb Ramp</b>	Category:
<b>Provide detectable warnings</b>		\$1,000
Notes: Detectable warnings not provided.		
CBC: 11B-247.1.2, 11B-406.5.12		
Other: -		
<b>Provide a level landing</b>		\$90
Notes: A level landing is not provided at the top of the ramp (48" x 48" min).		
CBC: 11B-406.5.3		
Other: ADA 406.4, ADA 406.7		
<b>Provide surface texture</b>		\$1,000
Notes: No grooved border provided.		
CBC: 11B-406.5.11		
Other: -		
<b>4 - 1</b>	<b>Walk</b>	Category:
<b>Regrade surface</b>		\$5,800
Notes: Cross slope of concrete path is up to 3.4% for 145 linear feet (2.0% max).		
CBC: 11B-403.3		
Other: ADA 403.3		
<b>4 - 2</b>	<b>Walk</b>	Category:
<b>Regrade surface</b>		\$2,520
Notes: Cross slope of concrete path is up to 2.9% for 63 linear feet (2.0% max).		
CBC: 11B-403.3		
Other: ADA 403.3		
<b>4 - 3</b>	<b>Walk</b>	Category:
<b>Regrade surface</b>		\$760
Notes: Cross slope of concrete path is up to 5.2% for 19 linear feet (2.0% max).		
CBC: 11B-403.3		
Other: ADA 403.3		
<b>Grind or patch vertical change of grade</b>		\$250
Notes: 1" change in level at PG&E vault (1/4" max, up to 1/2" with a bevel).		
CBC: 11B-303.2		
Other: ADA 303.2, ADA 303.3		
<b>4 - 4</b>	<b>Walk</b>	Category:
<b>Regrade surface</b>		\$1,080
Notes: Cross slope of concrete path is up to 4.5% for 27 linear feet (2.0% max).		
CBC: 11B-403.3		
Other: ADA 403.3		

## Cupertino ADA

### Quinlan Community Center - PROW

<b>4 - 5</b>	<b>Walk</b>	Category:
<b>Regrade surface</b>		<b>\$4,600</b>
Notes: Cross slope of concrete path is up to 3.3% for 115 linear feet (2.0% max).		
CBC: 11B-403.3		
Other: ADA 403.3		
<b>4 - 6</b>	<b>Walk</b>	Category:
<b>Regrade surface</b>		<b>\$11,720</b>
Notes: Cross slope of concrete path is up to 5% for 293 linear feet (2.0% max).		
CBC: 11B-403.3		
Other: ADA 403.3		



Senior Center  
21251 Stevens Creek Blvd.  
Cupertino, CA



**Cupertino ADA**  
Senior Center - PROW

<b>3 - 1</b>	<b>Curb Ramp</b>	Category:
<b>Provide a level landing</b>		<b>\$2,500</b>
Notes: Counter slope at the base of the curb ramp is 12.6% (5.0% max).		
CBC: 11B-406.5.8		
Other: ADA 406.2		
<b>3 - 2</b>	<b>Curb Ramp</b>	Category:
<b>Provide a level landing</b>		<b>\$2,500</b>
Notes: Counter slope at the base of the curb ramp is 6.8% (5.0% max).		
CBC: 11B-406.5.8		
Other: ADA 406.2		
<b>4 - 1</b>	<b>Walk</b>	Category:
<b>Regrade surface</b>		<b>\$480</b>
Notes: Cross slope of concrete path is up to 2.9% for 12 linear feet (2.0% max).		
CBC: 11B-403.3		
Other: ADA 403.3		
<b>4 - 2</b>	<b>Walk</b>	Category:
<b>Regrade surface</b>		<b>\$1,560</b>
Notes: Cross slope of concrete path is up to 7.1% for 39 linear feet across drive (2.0% max).		
CBC: 11B-403.3		
Other: ADA 403.3		
<b>4 - 3</b>	<b>Walk</b>	Category:
<b>Regrade surface</b>		<b>\$6,520</b>
Notes: Cross slope of concrete path is up to 3.6% for 163 linear feet (2.0% max).		
CBC: 11B-403.3		
Other: ADA 403.3		

Service Center Corporation Yard  
10555 Mary Avenue  
Cupertino, CA



## Cupertino ADA

### Service Center - PROW

<b>4 - 1</b>	<b>Walk</b>	Category:
<b>Regrade surface</b>		<b>\$1,360</b>
Notes: Cross slope of concrete path is up to 16.5% for 34 linear feet across drive at utility yard entrance (2.0% max).		
CBC: 11B-403.3		
Other: ADA 403.3		
<b>4 - 2</b>	<b>Walk</b>	Category:
<b>Regrade surface</b>		<b>\$960</b>
Notes: Cross slope of concrete path is up to 3.7% for 24 linear feet (2.0% max).		
CBC: 11B-403.3		
Other: ADA 403.3		
<b>4 - 3</b>	<b>Walk</b>	Category:
<b>Regrade surface</b>		<b>\$1,200</b>
Notes: Cross slope of concrete path is up to 10.1% for 30 linear feet across drive to parking lot (2.0% max).		
CBC: 11B-403.3		
Other: ADA 403.3		
<b>4 - 4</b>	<b>Walk</b>	Category:
<b>Regrade surface</b>		<b>\$7,740</b>
Notes: Cross slope of concrete path is up to 4.6% for 193.5 linear feet (2.0% max).		
CBC: 11B-403.3		
Other: ADA 403.3		
<b>4 - 5</b>	<b>Walk</b>	Category:
<b>Regrade surface</b>		<b>\$1,240</b>
Notes: Cross slope of concrete path is up to 9.3% for 31 linear feet across drive to parking lot (2.0% max).		
CBC: 11B-403.3		
Other: ADA 403.3		
<b>4 - 6</b>	<b>Walk</b>	Category:
<b>Regrade surface</b>		<b>\$1,400</b>
Notes: Cross slope of concrete path is up to 2.9% for 35 linear feet (2.0% max).		
CBC: 11B-403.3		
Other: ADA 403.3		
<b>Grind or patch vertical change of grade</b>		<b>\$250</b>
Notes: 1/2" change in level at concrete joint at center flag (1/4" max, up to 1/2" with a bevel).		
CBC: 11B-303.2		
Other: ADA 303.2, ADA 303.3		

## Cupertino ADA

Service Center - PROW

7 - 1	Hazard	Category:
Remove overhanging or protruding objects		\$125
Notes: Guy wire at utility pole ranges in height from 28" to 79" for 40" along the path of travel (27" max or 80" min).		
CBC: 11B-307.4		
Other: -		

Somerset Park  
10710 Stokes Avenue  
Cupertino, CA

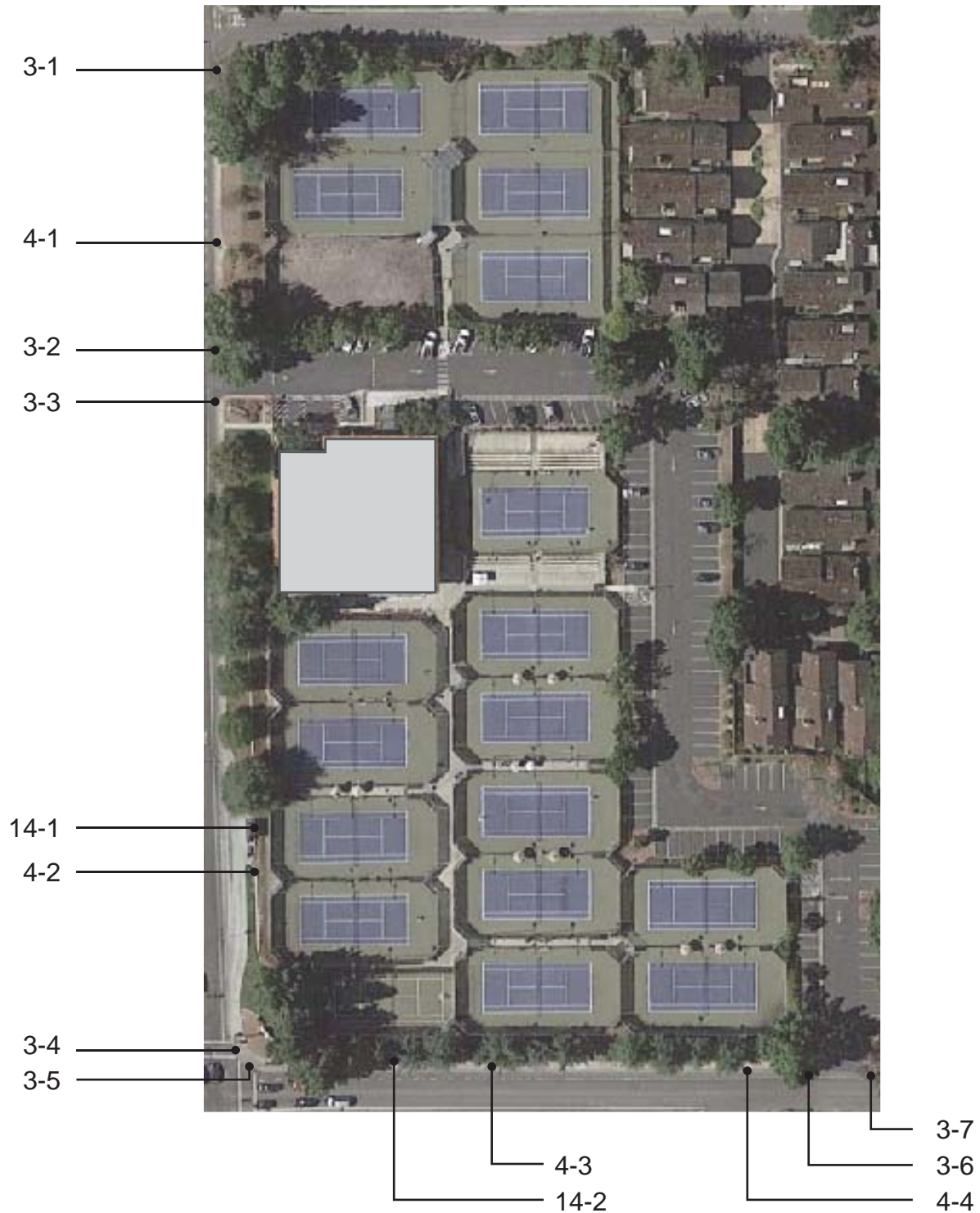


## Cupertino ADA

Somerset Park - PROW

4 - 1	Walk	Category:
Regrade surface		\$1,200
Notes: Cross slope of concrete path is up to 2.6% for 30 linear feet (2.0% max).		
CBC: 11B-403.3		
Other: ADA 403.3		
4 - 2	Walk	Category:
Regrade surface		\$1,200
Notes: Cross slope of concrete path is up to 3% for 30 linear feet (2.0% max).		
CBC: 11B-403.3		
Other: ADA 403.3		







**Cupertino ADA**  
Sport Center - PROW

<b>3 - 1</b>	<b>Curb Ramp</b>	Category:
<b>Provide surface texture</b>		\$1,000
Notes: No grooved border provided.		
CBC: 11B-406.5.11		
Other: -		
<b>Provide a level landing</b>		\$2,500
Notes: Counter slope at the base of the curb ramp is 7.3% (5.0% max).		
CBC: 11B-406.5.8		
Other: ADA 406.2		
<b>Provide a level landing</b>		\$90
Notes: Top landing has a slope of 2.3% (2% max).		
CBC: 11B-406.5.3		
Other: ADA 406.4, ADA 406.7		
<b>3 - 2</b>	<b>Curb Ramp</b>	Category:
<b>Provide a level landing</b>		\$90
Notes: Top landing has a slope of up to 3.5% (2% max).		
CBC: 11B-406.5.3		
Other: ADA 406.4, ADA 406.7		
<b>Provide surface texture</b>		\$1,000
Notes: Grooved border is 11.5" wide (12" min).		
CBC: 11B-406.5.11		
Other: -		
<b>Provide a level landing</b>		\$2,500
Notes: Counter slope at the base of the curb ramp is 6.1% (5.0% max).		
CBC: 11B-406.5.8		
Other: ADA 406.2		
<b>3 - 3</b>	<b>Curb Ramp</b>	Category:
<b>Provide surface texture</b>		\$1,000
Notes: Grooved border is 11.5" wide (12" min).		
CBC: 11B-406.5.11		
Other: -		
<b>Provide a level landing</b>		\$2,500
Notes: Counter slope at the base of the curb ramp is 5.5% (5.0% max).		
CBC: 11B-406.5.8		
Other: ADA 406.2		

## Cupertino ADA

### Sport Center - PROW

3 - 4	Curb Ramp	Category:
<b>Provide detectable warnings</b>		\$1,000
Notes: Truncated domes are 2.5" apart (2.3" min to 2.4" max).		
CBC: 11B-406.5.12		
Other: ADA 705.1		
<b>Provide a level landing</b>		\$2,500
Notes: Counter slope at the base of the curb ramp is 6.7% (5.0% max).		
CBC: 11B-406.5.8		
Other: ADA 406.2		
<b>Provide a level landing</b>		\$90
Notes: Top landing has a slope of 2.5% (2% max).		
CBC: 11B-406.5.3		
Other: ADA 406.4, ADA 406.7		
<b>Provide surface texture</b>		\$1,000
Notes: Grooved border is 11.5" wide (12" min).		
CBC: 11B-406.5.11		
Other: -		
3 - 5	Curb Ramp	Category:
<b>Provide a level landing</b>		\$90
Notes: Top landing has a slope of 2.6% (2% max).		
CBC: 11B-406.5.3		
Other: ADA 406.4, ADA 406.7		

**Cupertino ADA**  
Sport Center - PROW

<b>3 - 6</b>	<b>Curb Ramp</b>	<b>Category:</b>
<b>Provide a level landing</b>		<b>\$0</b>
Notes: Top landing has a slope of 4.5% (2% max).		
CBC: 11B-406.5.3		
Other: ADA 406.4, ADA 406.7		
<b>Provide a level landing</b>		<b>\$2,500</b>
Notes: Counter slope at the base of the curb ramp is 5.8% (5.0% max).		
CBC: 11B-406.5.8		
Other: ADA 406.2		
<b>Provide surface texture</b>		<b>\$0</b>
Notes: No grooved border provided.		
CBC: 11B-406.5.11		
Other: -		
<b>Provide detectable warnings</b>		<b>\$0</b>
Notes: Detectable warnings not provided.		
CBC: 11B-247.1.2, 11B-406.5.12		
Other: -		
<b>Install, replace or modify curb ramp</b>		<b>\$2,460</b>
Notes: Width of ramp, not including flared sides, is 44" (48" min). Slope of the curb ramp is 12.4% (8.33% max).		
CBC: 11B-405.2, 11B-406, 11B-406.5.2		
Other: ADA 405.2, ADA 405.5, ADA 406.1		

**Cupertino ADA**  
Sport Center - PROW

<b>3 - 7</b>	<b>Curb Ramp</b>	Category:
<b>Provide a level landing</b>		\$0
Notes: Top landing has a slope of 6.2% (2% max).		
CBC: 11B-406.5.3		
Other: ADA 406.4, ADA 406.7		
<b>Provide surface texture</b>		\$0
Notes: No grooved border provided.		
CBC: 11B-406.5.11		
Other: -		
<b>Provide detectable warnings</b>		\$0
Notes: Detectable warnings not provided.		
CBC: 11B-247.1.2, 11B-406.5.12		
Other: -		
<b>Install, replace or modify curb ramp</b>		\$2,460
Notes: Width of ramp, not including flared sides, is 36" (48" min). Slope of the curb ramp is 11.8% (8.33% max).		
CBC: 11B-405.2, 11B-406, 11B-406.5.2		
Other: ADA 405.2, ADA 405.5, ADA 406.1		
<b>4 - 1</b>	<b>Walk</b>	Category:
<b>Regrade surface</b>		\$7,320
Notes: Cross slope of concrete path is up to 3.8% for 183 linear feet, with two flags of up to 5.5% (2.0% max).		
CBC: 11B-403.3		
Other: ADA 403.3		
<b>4 - 2</b>	<b>Walk</b>	Category:
<b>Regrade surface</b>		\$17,840
Notes: Cross slope of concrete path is up to 5.5% for 446 linear feet (2.0% max).		
CBC: 11B-403.3		
Other: ADA 403.3		
<b>4 - 3</b>	<b>Walk</b>	Category:
<b>Regrade surface</b>		\$3,160
Notes: Cross slope of concrete path is up to 3.5% for 79 linear feet (2.0% max).		
CBC: 11B-403.3		
Other: ADA 403.3		

**Cupertino ADA**  
Sport Center - PROW

<b>4 - 4</b>	<b>Walk</b>	Category:
<b>Regrade surface</b>		<b>\$11,280</b>
Notes: Cross slope of concrete path is up to 3.6% for 282 linear feet (2.0% max).		
CBC: 11B-403.3		
Other: ADA 403.3		
<b>14 - 1</b>	<b>Bus Stop</b>	Category:
<b>Regrade bus stop pad or light rail platform</b>		<b>\$500</b>
Notes: Clear floor space at the bus stop has a slope of up to 2.4% (2% max).		
CBC: 11B-810.2.4		
Other: ADA 810.2.4		
<b>14 - 2</b>	<b>Bus Stop</b>	Category:
<b>Regrade bus stop pad or light rail platform</b>		<b>\$500</b>
Notes: Clear floor space at the bus stop has a slope of up to 3.4% (2% max).		
CBC: 11B-810.2.4		
Other: ADA 810.2.4		

Sterling/Barnhart Park  
10486 Sterling Boulevard  
Cupertino, CA



4-1

3-1



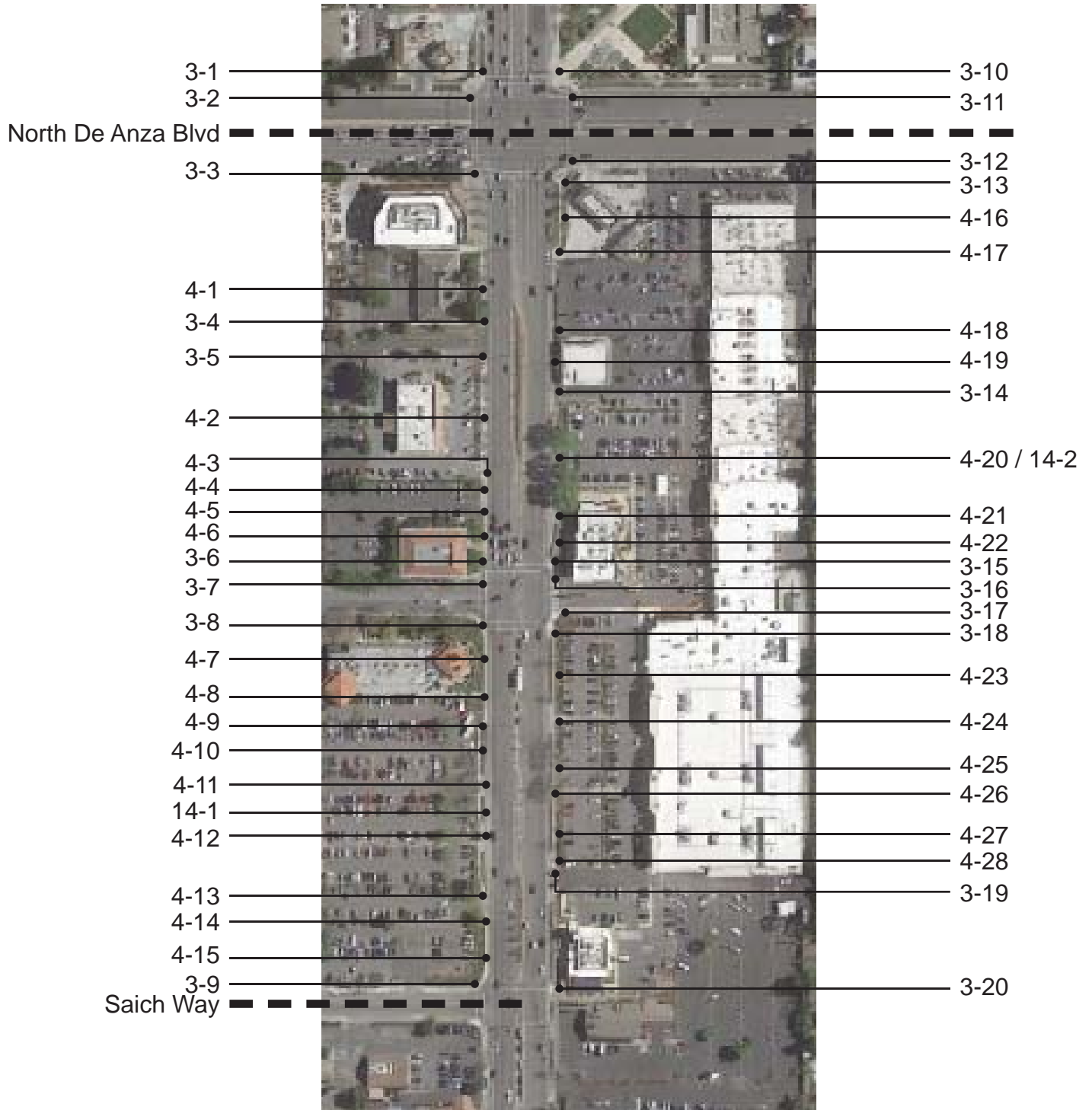
4-2

## Cupertino ADA

### Sterling/Barnhart Park - PROW

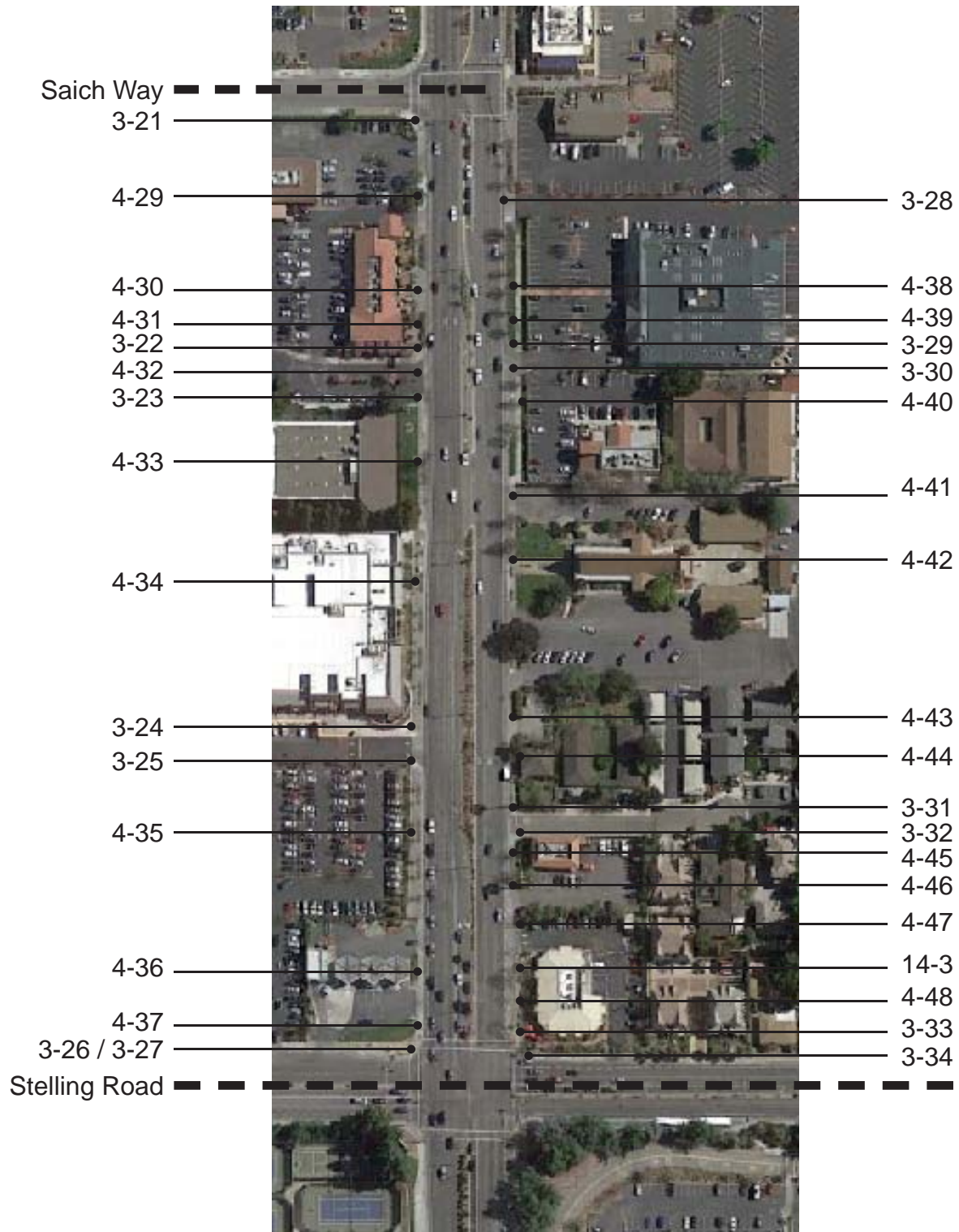
<b>3 - 1</b>	<b>Curb Ramp</b>	Category:
<b>Provide a level landing</b>		<b>\$2,500</b>
Notes: Counter slope at the base of the curb ramp is 11.6% (5.0% max).		
CBC: 11B-406.5.8		
Other: ADA 406.2		
<b>Grind or patch vertical change of grade</b>		<b>\$0</b>
Notes: 1/2" change in level at the bottom of the curb ramp (curb ramps must be free from any changes in level).		
CBC: 11B-303.2.3, 11B-405.4		
Other: ADA 405.4		
<b>Install, replace or modify curb ramp</b>		<b>\$2,460</b>
Notes: Slope of one flared side is 10.7% (10.0% max).		
CBC: 11B-406.2.2		
Other: ADA 406.3		
<b>Provide surface texture</b>		<b>\$0</b>
Notes: Grooved border is 11" wide (12" min).		
CBC: 11B-406.5.11		
Other: -		
<b>4 - 1</b>	<b>Walk</b>	Category:
<b>Regrade surface</b>		<b>\$800</b>
Notes: Cross slope of concrete path is up to 2.8% for 20 linear feet (2.0% max).		
CBC: 11B-403.3		
Other: ADA 403.3		
<b>4 - 2</b>	<b>Walk</b>	Category:
<b>Regrade surface</b>		<b>\$3,920</b>
Notes: Cross slope of concrete path is up to 4% for 98 linear feet (2.0% max).		
CBC: 11B-403.3		
Other: ADA 403.3		

Stevens Creek Boulevard  
DeAnza Boulevard to Saich Way  
Cupertino, CA

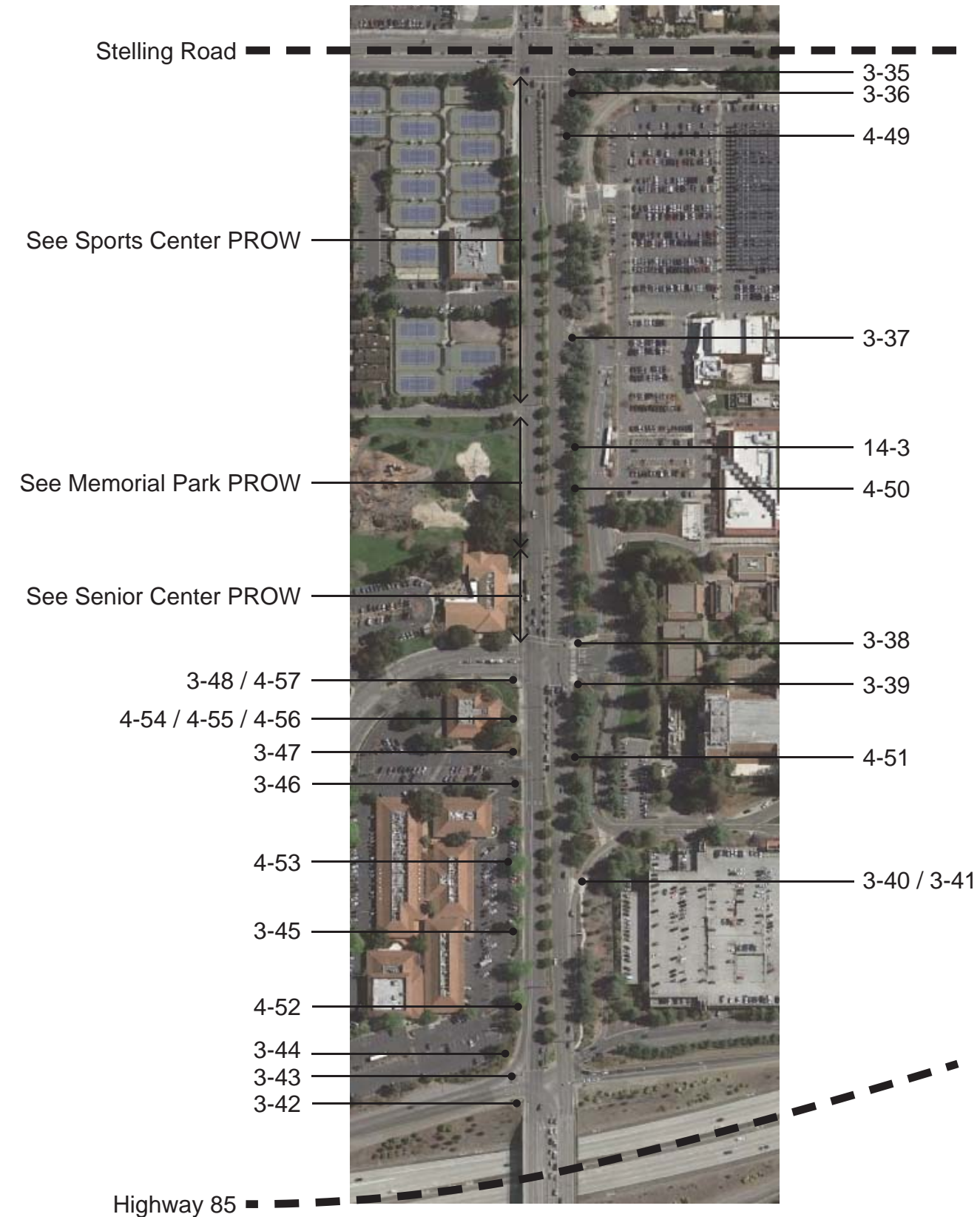




Stevens Creek Boulevard  
Saich Way to Stelling Road  
Cupertino, CA



Stevens Creek Boulevard  
Stelling Road to Highway 85  
Cupertino, CA



## Cupertino ADA

Stevens Creek Boulevard

3 - 1	Curb Ramp	Category:
<b>Install, replace or modify curb ramp</b>		\$2,460
Notes: Slope of the curb ramp is 9.1% (8.33% max). Slope of one flared side is 11% (10.0% max).		
CBC: 11B-405.2, 11B-406, 11B-406.2.2		
Other: ADA 405.2, ADA 406.1, ADA 406.3		
<b>Provide detectable warnings</b>		\$0
Notes: Truncated domes are spaced 2.5" center to center (2.3" min to 2.4" max).		
CBC: 11B-406.5.12		
Other: ADA 705.1		
3 - 2	Curb Ramp	Category:
<b>Provide a level landing</b>		\$2,500
Notes: Counter slope at the base of the curb ramp is 6.3% (5.0% max).		
CBC: 11B-406.5.8		
Other: ADA 406.2		
<b>Install, replace or modify curb ramp</b>		\$2,460
Notes: Slope of the curb ramp is 10% (8.33% max).		
CBC: 11B-405.2, 11B-406		
Other: ADA 405.2, ADA 406.1		
<b>Provide detectable warnings</b>		\$0
Notes: Truncated domes are spaced 2.5" center to center (2.3" min to 2.4" max).		
CBC: 11B-406.5.12		
Other: ADA 705.1		

## Cupertino ADA

### Stevens Creek Boulevard

<b>3 - 3</b>	<b>Curb Ramp</b>	Category:
<b>Provide a level landing</b>		<b>\$160</b>
Notes: Landing at bottom of curb ramp is not entirely within the crosswalk markings (48"x48")		
CBC: 11B-406.5.9		
Other: ADA 406.6		
<b>Install, replace or modify curb ramp</b>		<b>\$2,460</b>
Notes: Slope of the curb ramp is 8.7% (8.33% max). Slopes of flared sides are 11.4% on one side and 13.6% on the other (10.0% max).		
CBC: 11B-405.2, 11B-406, 11B-406.2.2		
Other: ADA 405.2, ADA 406.1, ADA 406.3		
<b>Provide detectable warnings</b>		<b>\$0</b>
Notes: Truncated domes are spaced 2.5" center to center (2.3" min to 2.4" max).		
CBC: 11B-406.5.12		
Other: ADA 705.1		
<b>Grind or patch vertical change of grade</b>		<b>\$0</b>
Notes: 2" change in level at the counter slope of the curb ramp (curb ramps must be free from any changes in level).		
CBC: 11B-303.2.3, 11B-405.4		
Other: ADA 405.4		
<b>3 - 4</b>	<b>Curb Ramp</b>	Category:
<b>Provide a level landing</b>		<b>\$2,500</b>
Notes: Counter slope at the base of the curb ramp is 6.4% (5.0% max).		
CBC: 11B-406.5.8		
Other: ADA 406.2		
<b>Provide a level landing</b>		<b>\$90</b>
Notes: Top landing has a slope of 2.8% (2% max).		
CBC: 11B-406.5.3		
Other: ADA 406.4, ADA 406.7		
<b>Provide detectable warnings</b>		<b>\$1,000</b>
Notes: Truncated domes are spaced 2.5" center to center (2.3" min to 2.4" max).		
CBC: 11B-406.5.12		
Other: ADA 705.1		

**Cupertino ADA**

Stevens Creek Boulevard

<b>3 - 5</b>	<b>Curb Ramp</b>	Category:
<b>Provide detectable warnings</b>		\$1,000
Notes: Truncated domes are spaced 2.5" center to center (2.3" min to 2.4" max).		
CBC: 11B-406.5.12		
Other: ADA 705.1		
<b>Provide surface texture</b>		\$1,000
Notes: Grooved border is 11.5" wide (12" min).		
CBC: 11B-406.5.11		
Other: -		
<b>3 - 6</b>	<b>Curb Ramp</b>	Category:
<b>Provide a level landing</b>		\$2,500
Notes: Counter slope at the base of the curb ramp is 5.6% (5.0% max).		
CBC: 11B-406.5.8		
Other: ADA 406.2		
<b>Provide a level landing</b>		\$0
Notes: Top landing has a slope of 2.9% (2% max).		
CBC: 11B-406.5.3		
Other: ADA 406.4, ADA 406.7		
<b>Install, replace or modify curb ramp</b>		\$2,460
Notes: Cross slope of the curb ramp is 2.6% (2.0% max). Slope of the curb ramp is 10% (8.33% max).		
CBC: 11B-405.2, 11B-406		
Other: ADA 405.2, ADA 405.3, ADA 406.1		
<b>Provide detectable warnings</b>		\$0
Notes: Truncated domes are spaced 2.5" center to center (2.3" min to 2.4" max).		
CBC: 11B-406.5.12		
Other: ADA 705.1		
<b>Provide surface texture</b>		\$0
Notes: Grooved border is 11.5" wide (12" min).		
CBC: 11B-406.5.11		
Other: -		

## Cupertino ADA

Stevens Creek Boulevard

3 - 7	Curb Ramp	Category:
<b>Provide detectable warnings</b>		\$1,000
Notes: Truncated domes are spaced 2.5" center to center (2.3" min to 2.4" max).		
CBC: 11B-406.5.12		
Other: ADA 705.1		
<b>Provide surface texture</b>		\$1,000
Notes: Grooved border is 11.5" wide (12" min).		
CBC: 11B-406.5.11		
Other: -		
3 - 8	Curb Ramp	Category:
<b>Provide a level landing</b>		\$90
Notes: Top landing has a slope of 4.8% (2% max). (See 4-7).		
CBC: 11B-406.5.3		
Other: ADA 406.4, ADA 406.7		
<b>Provide detectable warnings</b>		\$1,000
Notes: Truncated domes are spaced 2.5" center to center (2.3" min to 2.4" max).		
CBC: 11B-406.5.12		
Other: ADA 705.1		
<b>Provide surface texture</b>		\$1,000
Notes: Grooved border is 11.5" wide (12" min).		
CBC: 11B-406.5.11		
Other: -		

## Cupertino ADA

### Stevens Creek Boulevard

<b>3 - 9</b>	<b>Curb Ramp</b>	Category:
<b>Provide a level landing</b>		\$0
Notes: Top landing has a slope of 2.9% (2% max). The turning space at the bottom of the parallel curb ramp has a slope of 4.6% (2% max).		
CBC: 11B-406.3.2, 11B-406.5.3		
Other: ADA 406.4, ADA 406.7		
<b>Provide detectable warnings</b>		\$0
Notes: Truncated domes are spaced 2.5" center to center (2.3" min to 2.4" max).		
CBC: 11B-406.5.12		
Other: ADA 705.1		
<b>Grind or patch vertical change of grade</b>		\$0
Notes: 3/4" change in level at the bottom of the curb ramp (curb ramps must be free from any changes in level).		
CBC: 11B-303.2.3, 11B-405.4		
Other: ADA 405.4		
<b>Install, replace or modify curb ramp</b>		\$2,460
Notes: Cross slope of run down to turning space is 4% (2% max).		
CBC: 11B-406		
Other: ADA 405.3, ADA 406.1		
<b>3 - 10</b>	<b>Curb Ramp</b>	Category:
<b>Provide a level landing</b>		\$2,500
Notes: Counter slope at the base of the curb ramp is 5.6% (5.0% max).		
CBC: 11B-406.5.8		
Other: ADA 406.2		
<b>Install, replace or modify curb ramp</b>		\$2,460
Notes: Slope of one flared side is 10.2% (10.0% max).		
CBC: 11B-406.2.2		
Other: ADA 406.3		
<b>Provide detectable warnings</b>		\$0
Notes: Truncated domes are spaced 2.5" center to center (2.3" min to 2.4" max).		
CBC: 11B-406.5.12		
Other: ADA 705.1		
<b>3 - 11</b>	<b>Curb Ramp</b>	Category:
<b>Provide detectable warnings</b>		\$1,000
Notes: Truncated domes are spaced 2.5" center to center (2.3" min to 2.4" max).		
CBC: 11B-406.5.12		
Other: ADA 705.1		

## Cupertino ADA

### Stevens Creek Boulevard

<b>3 - 12</b>	<b>Curb Ramp</b>	Category:
<b>Provide a level landing</b>		<b>\$2,500</b>
Notes: Counter slope at the base of the curb ramp is 8.3% (5.0% max).		
CBC: 11B-406.5.8		
Other: ADA 406.2		
<b>Provide a level landing</b>		<b>\$90</b>
Notes: Top landing has a slope of 6.2% (2% max).		
CBC: 11B-406.5.3		
Other: ADA 406.4, ADA 406.7		
<b>Provide detectable warnings</b>		<b>\$1,000</b>
Notes: Truncated domes are spaced 2.5" center to center (2.3" min to 2.4" max).		
CBC: 11B-406.5.12		
Other: ADA 705.1		
<b>3 - 13</b>	<b>Curb Ramp</b>	Category:
<b>Provide a level landing</b>		<b>\$2,500</b>
Notes: Counter slope at the base of the curb ramp is 6.1% (5.0% max).		
CBC: 11B-406.5.8		
Other: ADA 406.2		
<b>Provide a level landing</b>		<b>\$90</b>
Notes: Top landing has a slope of 4.5% (2% max).		
CBC: 11B-406.5.3		
Other: ADA 406.4, ADA 406.7		
<b>Provide detectable warnings</b>		<b>\$1,000</b>
Notes: Truncated domes are spaced 2.5" center to center (2.3" min to 2.4" max).		
CBC: 11B-406.5.12		
Other: ADA 705.1		
<b>3 - 14</b>	<b>Curb Ramp</b>	Category:
<b>Provide a level landing</b>		<b>\$90</b>
Notes: Top landing has a slope of 3.5% (2% max).		
CBC: 11B-406.5.3		
Other: ADA 406.4, ADA 406.7		



**Cupertino ADA**

Stevens Creek Boulevard

<b>3 - 15</b>	<b>Curb Ramp</b>	Category:
<b>Provide a level landing</b>		<b>\$90</b>
Notes: Top landing has a slope of 3.5% (2% max).		
CBC: 11B-406.5.3		
Other: ADA 406.4, ADA 406.7		
<b>Install, replace or modify curb ramp</b>		<b>\$2,460</b>
Notes: Slope of one flared side is 10.9% (10.0% max).		
CBC: 11B-406.2.2		
Other: ADA 406.3		
<b>3 - 16</b>	<b>Curb Ramp</b>	Category:
<b>Grind or patch vertical change of grade</b>		<b>\$250</b>
Notes: 3/4" change in level at the joint between the grooved border and sidewalk.		
CBC: 11B-303.2.3, 11B-405.4		
Other: ADA 405.4		
<b>3 - 17</b>	<b>Curb Ramp</b>	Category:
<b>Provide a level landing</b>		<b>\$0</b>
Notes: Top landing has a slope of 2.6% (2% max).		
CBC: 11B-406.5.3		
Other: ADA 406.4, ADA 406.7		
<b>Install, replace or modify curb ramp</b>		<b>\$2,460</b>
Notes: Cross slope of the curb ramp is 2.8% (2.0% max).		
CBC: 11B-406		
Other: ADA 405.3, ADA 406.1		
<b>Grind or patch vertical change of grade</b>		<b>\$0</b>
Notes: 1/2" change in level between grooved border and adjacent pavers.		
CBC: 11B-303.2.3, 11B-405.4		
Other: ADA 405.4		
<b>Provide a level landing</b>		<b>\$160</b>
Notes: 48" x48" space at the bottom of the ramp is not located within crosswalk markings.		
CBC: 11B-406.5.9		
Other: ADA 406.6		

**Cupertino ADA**

Stevens Creek Boulevard

<b>3 - 18</b>	<b>Curb Ramp</b>	Category:
<b>Provide a level landing</b>		<b>\$2,500</b>
Notes: Counter slope at the base of the curb ramp is 6.1% (5.0% max).		
CBC: 11B-406.5.8		
Other: ADA 406.2		
<b>Provide a level landing</b>		<b>\$90</b>
Notes: Top landing has a slope of 3.5% (2% max).		
CBC: 11B-406.5.3		
Other: ADA 406.4, ADA 406.7		
<b>Grind or patch vertical change of grade</b>		<b>\$250</b>
Notes: 1/2" change in level between grooved border and adjacent pavers.		
CBC: 11B-303.2.3, 11B-405.4		
Other: ADA 405.4		
<b>3 - 19</b>	<b>Curb Ramp</b>	Category:
<b>Grind or patch vertical change of grade</b>		<b>\$250</b>
Notes: 1/2" change in level between grooved border and adjacent pavers.		
CBC: 11B-303.2.3, 11B-405.4		
Other: ADA 405.4		
<b>3 - 20</b>	<b>Curb Ramp</b>	Category:
<b>Provide a level landing</b>		<b>\$2,500</b>
Notes: Counter slope at the base of the curb ramp is 7.1% (5.0% max).		
CBC: 11B-406.5.8		
Other: ADA 406.2		
<b>Provide surface texture</b>		<b>\$1,000</b>
Notes: Grooved border is 11.5" wide (12" min).		
CBC: 11B-406.5.11		
Other: -		

## Cupertino ADA

Stevens Creek Boulevard

3 - 21 Curb Ramp		Category:
<b>Provide a level landing</b>		\$2,500
Notes: Counter slope at the base of the curb ramp is 6% (5.0% max).		
CBC: 11B-406.5.8		
Other: ADA 406.2		
<b>Provide a level landing</b>		\$0
Notes: Top landing has a slope of 4.9% (2% max).		
CBC: 11B-406.5.3		
Other: ADA 406.4, ADA 406.7		
<b>Install, replace or modify curb ramp</b>		\$2,460
Notes: Cross slope of the curb ramp is 3.3% (2.0% max).		
CBC: 11B-406		
Other: ADA 405.3, ADA 406.1		
<b>Provide detectable warnings</b>		\$0
Notes: Truncated domes are spaced 2.5" center to center (2.3" min to 2.4" max).		
CBC: 11B-406.5.12		
Other: ADA 705.1		
<b>Provide surface texture</b>		\$0
Notes: Grooved border is 11.5" wide (12" min).		
CBC: 11B-406.5.11		
Other: -		

## Cupertino ADA

Stevens Creek Boulevard

<b>3 - 22</b>	<b>Curb Ramp</b>	Category:
<b>Provide a level landing</b>		<b>\$2,500</b>
Notes: Counter slope at the base of the curb ramp is 5.6% (5.0% max).		
CBC: 11B-406.5.8		
Other: ADA 406.2		
<b>Provide a level landing</b>		<b>\$0</b>
Notes: Top landing has a slope of 3% (2% max).		
CBC: 11B-406.5.3		
Other: ADA 406.4, ADA 406.7		
<b>Install, replace or modify curb ramp</b>		<b>\$2,460</b>
Notes: Slope of the curb ramp is 8.9% (8.33% max).		
CBC: 11B-405.2, 11B-406		
Other: ADA 405.2, ADA 406.1		
<b>Provide detectable warnings</b>		<b>\$0</b>
Notes: Truncated domes are spaced 2.5" center to center (2.3" min to 2.4" max).		
CBC: 11B-406.5.12		
Other: ADA 705.1		
<b>Provide surface texture</b>		<b>\$0</b>
Notes: Grooved border is 11.5" wide (12" min).		
CBC: 11B-406.5.11		
Other: -		
<b>3 - 23</b>	<b>Curb Ramp</b>	Category:
<b>Provide a level landing</b>		<b>\$90</b>
Notes: The turning space at the bottom of the parallel curb ramp has a slope of 3.2% (2% max).		
CBC: 11B-406.3.2		
Other: -		
<b>Provide detectable warnings</b>		<b>\$1,000</b>
Notes: Truncated domes are spaced 2.5" center to center (2.3" min to 2.4" max).		
CBC: 11B-406.5.12		
Other: ADA 705.1		

## Cupertino ADA

### Stevens Creek Boulevard

<b>3 - 24</b>	<b>Curb Ramp</b>	Category:
<b>Provide a level landing</b>		\$90
Notes: Top landing has a slope of 3.2% (2% max).		
CBC: 11B-406.5.3		
Other: ADA 406.4, ADA 406.7		
<b>Provide detectable warnings</b>		\$1,000
Notes: Truncated domes are spaced 2.5" center to center (2.3" min to 2.4" max).		
CBC: 11B-406.5.12		
Other: ADA 705.1		
<b>3 - 25</b>	<b>Curb Ramp</b>	Category:
<b>Provide a level landing</b>		\$90
Notes: Top landing has a slope of 2.3% (2% max).		
CBC: 11B-406.5.3		
Other: ADA 406.4, ADA 406.7		
<b>3 - 26</b>	<b>Curb Ramp</b>	Category:
<b>Provide a level landing</b>		\$90
Notes: Top landing has a slope of 3.3% (2% max).		
CBC: 11B-406.5.3		
Other: ADA 406.4, ADA 406.7		
<b>Provide detectable warnings</b>		\$1,000
Notes: Truncated domes are spaced 2.5" center to center (2.3" min to 2.4" max).		
CBC: 11B-406.5.12		
Other: ADA 705.1		
<b>Provide surface texture</b>		\$1,000
Notes: Grooved border is 11.5" wide (12" min).		
CBC: 11B-406.5.11		
Other: -		

## Cupertino ADA

Stevens Creek Boulevard

<b>3 - 27</b>	<b>Curb Ramp</b>	Category:
<b>Provide a level landing</b>		\$2,500
Notes: Counter slope at the base of the curb ramp is 5.6% (5.0% max).		
CBC: 11B-406.5.8		
Other: ADA 406.2		
<b>Provide a level landing</b>		\$0
Notes: Top landing has a slope of 2.2% (2% max).		
CBC: 11B-406.5.3		
Other: ADA 406.4, ADA 406.7		
<b>Install, replace or modify curb ramp</b>		\$2,460
Notes: Cross slope of the curb ramp is 2.2% (2.0% max).		
CBC: 11B-406		
Other: ADA 405.3, ADA 406.1		
<b>Provide detectable warnings</b>		\$0
Notes: Truncated domes are spaced 2.5" center to center (2.3" min to 2.4" max).		
CBC: 11B-406.5.12		
Other: ADA 705.1		
<b>Provide surface texture</b>		\$0
Notes: Grooved border is 11.5" wide (12" min).		
CBC: 11B-406.5.11		
Other: -		
<b>3 - 28</b>	<b>Curb Ramp</b>	Category:
<b>Provide a level landing</b>		\$90
Notes: Top landing has a slope of 4.3% (2% max).		
CBC: 11B-406.5.3		
Other: ADA 406.4, ADA 406.7		
<b>3 - 29</b>	<b>Curb Ramp</b>	Category:
<b>Provide detectable warnings</b>		\$1,000
Notes: Detectable warnings not provided.		
CBC: 11B-247.1.2, 11B-406.5.12		
Other: -		

**Cupertino ADA**

Stevens Creek Boulevard

		Category:
<b>3 - 30</b>	<b>Curb Ramp</b>	
<b>Provide a level landing</b>		<b>\$2,500</b>
Notes: Counter slope at the base of the curb ramp is 12.6% (5.0% max).		
CBC: 11B-406.5.8		
Other: ADA 406.2		
<b>Provide a level landing</b>		<b>\$0</b>
Notes: Top landing has a slope of 3% (2% max).		
CBC: 11B-406.5.3		
Other: ADA 406.4, ADA 406.7		
<b>Provide detectable warnings</b>		<b>\$0</b>
Notes: Detectable warnings not provided.		
CBC: 11B-247.1.2, 11B-406.5.12		
Other: -		
<b>Install, replace or modify curb ramp</b>		<b>\$2,460</b>
Notes: Cross slope of the curb ramp is 3.2% (2.0% max). Width of ramp, not including flared sides, is 45" (48" min).		
CBC: 11B-406, 11B-406.5.2		
Other: ADA 405.3, ADA 405.5, ADA 406.1		
<b>3 - 31</b>	<b>Curb Ramp</b>	Category:
<b>Provide detectable warnings</b>		<b>\$1,000</b>
Notes: Truncated domes are spaced 2.5" center to center (2.3" min to 2.4" max).		
CBC: 11B-406.5.12		
Other: ADA 705.1		
<b>Provide surface texture</b>		<b>\$1,000</b>
Notes: No grooved border provided.		
CBC: 11B-406.5.11		
Other: -		

**Cupertino ADA**

Stevens Creek Boulevard

<b>3 - 32</b>	<b>Curb Ramp</b>	Category:
<b>Provide a level landing</b>		\$0
Notes: Top landing has a slope of 3.1% (2% max).		
CBC: 11B-406.5.3		
Other: ADA 406.4, ADA 406.7		
<b>Provide surface texture</b>		\$0
Notes: Grooved border is 11" wide (12" min).		
CBC: 11B-406.5.11		
Other: -		
<b>Install, replace or modify curb ramp</b>		\$2,460
Notes: Cross slope of the curb ramp is 5.6% (2.0% max).		
CBC: 11B-406		
Other: ADA 405.3, ADA 406.1		
<b>3 - 33</b>	<b>Curb Ramp</b>	Category:
<b>Provide a level landing</b>		\$2,500
Notes: Counter slope at the base of the curb ramp is 9.7% (5.0% max).		
CBC: 11B-406.5.8		
Other: ADA 406.2		
<b>Provide a level landing</b>		\$0
Notes: Top landing has a slope of 4.4% (2% max). Landing is 47.5" wide (48" min).		
CBC: 11B-406.5.3		
Other: ADA 406.4, ADA 406.7		
<b>Provide detectable warnings</b>		\$0
Notes: Detectable warnings not provided.		
CBC: 11B-247.1.2, 11B-406.5.12		
Other: -		
<b>Grind or patch vertical change of grade</b>		\$250
Notes: 1/2" change in level at the bottom of the curb ramp (curb ramps must be free from any changes in level).		
CBC: 11B-303.2.3, 11B-405.4		
Other: ADA 405.4		
<b>Install, replace or modify curb ramp</b>		\$2,460
Notes: Slope of the curb ramp is 9.8% (8.33% max).		
CBC: 11B-405.2, 11B-406		
Other: ADA 405.2, ADA 406.1		



## Cupertino ADA

Stevens Creek Boulevard

3 - 34 Curb Ramp		Category:
<b>Provide a level landing</b>		\$0
Notes: Top landing has a slope of 4.5% (2% max). Landing is 47" wide (48" min).		
CBC: 11B-406.5.3		
Other: ADA 406.4, ADA 406.7		
<b>Provide detectable warnings</b>		\$0
Notes: Detectable warnings not provided.		
CBC: 11B-247.1.2, 11B-406.5.12		
Other: -		
<b>Install, replace or modify curb ramp</b>		\$2,460
Notes: Slope of the curb ramp is 9.5% (8.33% max). Cross slope of the curb ramp is 5.7% (2.0% max).		
CBC: 11B-405.2, 11B-406		
Other: ADA 405.2, ADA 405.3, ADA 406.1		
<b>Provide a level landing</b>		\$2,500
Notes: Counter slope at the base of the curb ramp is 14% (5.0% max).		
CBC: 11B-406.5.8		
Other: ADA 406.2		

## Cupertino ADA

### Stevens Creek Boulevard

<b>3 - 35 Curb Ramp</b>		Category:
<b>Provide a level landing</b>		\$2,500
Notes: Counter slope at the base of the curb ramp is 6.4% (5.0% max).		
CBC: 11B-406.5.8		
Other: ADA 406.2		
<b>Provide a level landing</b>		\$90
Notes: Top landing has a slope of 5.3% (2% max).		
CBC: 11B-406.5.3		
Other: ADA 406.4, ADA 406.7		
<b>Provide detectable warnings</b>		\$1,000
Notes: Truncated domes are spaced 2.5" center to center (2.3" min to 2.4" max).		
CBC: 11B-406.5.12		
Other: ADA 705.1		
<b>Grind or patch vertical change of grade</b>		\$250
Notes: 3/4" change in level at the bottom of the curb ramp (curb ramps must be free from any changes in level).		
CBC: 11B-303.2.3, 11B-405.4		
Other: ADA 405.4		
<b>Provide a level landing</b>		\$160
Notes: Space at the bottom of the ramp is 41" within the cross walk (48" by 48" min).		
CBC: 11B-406.5.9		
Other: ADA 406.6		
<b>3 - 36 Curb Ramp</b>		Category:
<b>Grind or patch vertical change of grade</b>		\$250
Notes: 1" change in level at the bottom of the curb ramp. 3/4" change in level where detectable warnings are cut at utility cover (curb ramps must be free from any changes in level).		
CBC: 11B-303.2.3, 11B-405.4		
Other: ADA 405.4		
<b>Install, replace or modify curb ramp</b>		\$2,460
Notes: Slope of the curb ramp is 9.6% (8.33% max).		
CBC: 11B-405.2, 11B-406		
Other: ADA 405.2, ADA 406.1		

## Cupertino ADA

### Stevens Creek Boulevard

<b>3 - 37</b>	<b>Curb Ramp</b>	Category:
<b>Install, replace or modify curb ramp</b>		\$2,460
Notes: Slope of the curb ramp is 8.9% and 16.1% at the last 16" of the run (8.33% max).		
CBC: 11B-405.2, 11B-406		
Other: ADA 405.2, ADA 406.1		
<b>Provide detectable warnings</b>		\$0
Notes: Truncated domes are spaced 2.5" center to center (2.3" min to 2.4" max).		
CBC: 11B-406.5.12		
Other: ADA 705.1		
<b>Provide surface texture</b>		\$0
Notes: Grooved border is 11.5" wide (12" min).		
CBC: 11B-406.5.11		
Other: -		
<b>3 - 38</b>	<b>Curb Ramp</b>	Category:
<b>Install, replace or modify curb ramp</b>		\$2,460
Notes: Slope of one flared side is 11.2% (10.0% max).		
CBC: 11B-406.2.2		
Other: ADA 406.3		
<b>Provide a level landing</b>		\$2,500
Notes: Counter slope at the base of the curb ramp is 5.2% (5.0% max).		
CBC: 11B-406.5.8		
Other: ADA 406.2		
<b>3 - 39</b>	<b>Curb Ramp</b>	Category:
<b>Provide a level landing</b>		\$90
Notes: Top landing has a slope of 5.5% (2% max).		
CBC: 11B-406.5.3		
Other: ADA 406.4, ADA 406.7		
<b>Provide a level landing</b>		\$2,500
Notes: Counter slope at the base of the curb ramp is 5.8% (5.0% max).		
CBC: 11B-406.5.8		
Other: ADA 406.2		
<b>3 - 40</b>	<b>Curb Ramp</b>	Category:
<b>Provide a level landing</b>		\$90
Notes: Top landing has a slope of 2.6% (2% max).		
CBC: 11B-406.5.3		
Other: ADA 406.4, ADA 406.7		

## Cupertino ADA

### Stevens Creek Boulevard

<b>3 - 41</b>	<b>Curb Ramp</b>	Category:
<b>Provide a level landing</b>		\$2,500
Notes: Counter slope at the base of the curb ramp is 7.6% (5.0% max).		
CBC: 11B-406.5.8		
Other: ADA 406.2		
<b>3 - 42</b>	<b>Curb Ramp</b>	Category:
<b>Provide a level landing</b>		\$90
Notes: Top landing has a slope of 3.2%.		
CBC: 11B-406.5.3		
Other: ADA 406.4, ADA 406.7		
<b>Provide detectable warnings</b>		\$1,000
Notes: Truncated domes are spaced 2.5" center to center (2.3" min to 2.4" max).		
CBC: 11B-406.5.12		
Other: ADA 705.1		
<b>Provide surface texture</b>		\$1,000
Notes: Grooved border is 11.25" wide (12" min).		
CBC: 11B-406.5.11		
Other: -		
<b>3 - 43</b>	<b>Curb Ramp</b>	Category:
<b>Provide detectable warnings</b>		\$0
Notes: Detectable warnings don't extend the full width of pedestrian opening.		
CBC: 11B-247.1.2, 11B-406.5.12		
Other: -		
<b>Install, replace or modify curb ramp</b>		\$2,460
Notes: Cross slope of the curb ramp is 2.4% (2.0% max).		
CBC: 11B-406		
Other: ADA 405.3, ADA 406.1		
<b>3 - 44</b>	<b>Curb Ramp</b>	Category:
<b>Provide a level landing</b>		\$2,500
Notes: Counter slope at the base of the curb ramp is 6.4% (5.0% max).		
CBC: 11B-406.5.8		
Other: ADA 406.2		
<b>Provide a level landing</b>		\$90
Notes: Top landing has a slope of 3.5% (2% max).		
CBC: 11B-406.5.3		
Other: ADA 406.4, ADA 406.7		

## Cupertino ADA

Stevens Creek Boulevard

<b>3 - 45</b>	<b>Curb Ramp</b>	Category:
<b>Provide a level landing</b>		\$2,500
Notes: Counter slope at the base of the curb ramp is 5.4% (5.0% max).		
CBC: 11B-406.5.8		
Other: ADA 406.2		
<b>Provide detectable warnings</b>		\$1,000
Notes: Truncated domes are spaced 2.5" center to center (2.3" min to 2.4" max).		
CBC: 11B-406.5.12		
Other: ADA 705.1		
<b>3 - 46</b>	<b>Curb Ramp</b>	Category:
<b>Provide a level landing</b>		\$0
Notes: Top landing has a slope of 3% (2% max).		
CBC: 11B-406.5.3		
Other: ADA 406.4, ADA 406.7		
<b>Install, replace or modify curb ramp</b>		\$2,460
Notes: Slope of the curb ramp is 8.7% (8.33% max).		
CBC: 11B-405.2, 11B-406		
Other: ADA 405.2, ADA 406.1		
<b>Provide detectable warnings</b>		\$0
Notes: Truncated domes are spaced 2.5" center to center (2.3" min to 2.4" max).		
CBC: 11B-406.5.12		
Other: ADA 705.1		
<b>3 - 47</b>	<b>Curb Ramp</b>	Category:
<b>Provide a level landing</b>		\$90
Notes: Top landing has a slope of 3.8% (2% max).		
CBC: 11B-406.5.3		
Other: ADA 406.4, ADA 406.7		
<b>3 - 48</b>	<b>Curb Ramp</b>	Category:
<b>Provide a level landing</b>		\$90
Notes: Top landing has a slope of 3.3% on one side and 5.4% on the building side (2% max).		
CBC: 11B-406.5.3		
Other: ADA 406.4, ADA 406.7		
<b>Provide detectable warnings</b>		\$1,000
Notes: Truncated domes are spaced 2.5" center to center (2.3" min to 2.4" max).		
CBC: 11B-406.5.12		
Other: ADA 705.1		

**Cupertino ADA****Stevens Creek Boulevard**

<b>4 - 1</b>	<b>Walk</b>	Category:
<b>Regrade surface</b>		<b>\$2,480</b>
Notes: Cross slope of concrete path is up to 2.7% for 62 linear feet (2.0% max).		
CBC: 11B-403.3		
Other: ADA 403.3		
<b>4 - 2</b>	<b>Walk</b>	Category:
<b>Regrade surface</b>		<b>\$6,840</b>
Notes: Cross slope of concrete path is up to 3.6% for 171 linear feet (2.0% max).		
CBC: 11B-403.3		
Other: ADA 403.3		
<b>Grind or patch vertical change of grade</b>		<b>\$250</b>
Notes: Two 1/2" changes in level at concrete joint (1/4" max, up to 1/2" with a bevel).		
CBC: 11B-303.2		
Other: ADA 303.2, ADA 303.3		
<b>4 - 3</b>	<b>Walk</b>	Category:
<b>Regrade surface</b>		<b>\$1,200</b>
Notes: Cross slope of concrete path is up to 3.3% for 30 linear feet across drive (2.0% max).		
CBC: 11B-403.3		
Other: ADA 403.3		
<b>4 - 4</b>	<b>Walk</b>	Category:
<b>Regrade surface</b>		<b>\$400</b>
Notes: Cross slope of concrete path is up to 2.6% for 10 linear feet (2.0% max).		
CBC: 11B-403.3		
Other: ADA 403.3		
<b>4 - 5</b>	<b>Walk</b>	Category:
<b>Regrade surface</b>		<b>\$1,440</b>
Notes: Cross slope of concrete path is up to 6.3% for 36 linear feet across drive (2.0% max). Flared sides of the drive have slopes of 22.6% and 16.5% (10% max).		
CBC: 11B-403.3		
Other: ADA 403.3		
<b>4 - 6</b>	<b>Walk</b>	Category:
<b>Regrade surface</b>		<b>\$3,160</b>
Notes: Cross slope of concrete path is up to 4% for 79 linear feet (2.0% max).		
CBC: 11B-403.3		
Other: ADA 403.3		

## Cupertino ADA

### Stevens Creek Boulevard

<b>4 - 7</b>	<b>Walk</b>	Category:
<b>Regrade surface</b>		<b>\$400</b>
Notes: Cross slope of concrete path is up to 2.7% for 10 linear feet (2.0% max).		
CBC: 11B-403.3		
Other: ADA 403.3		
<b>4 - 8</b>	<b>Walk</b>	Category:
<b>Regrade surface</b>		<b>\$1,000</b>
Notes: Cross slope of concrete path is up to 2.8% for 25 linear feet (2.0% max).		
CBC: 11B-403.3		
Other: ADA 403.3		
<b>4 - 9</b>	<b>Walk</b>	Category:
<b>Regrade surface</b>		<b>\$800</b>
Notes: Cross slope of concrete path is up to 3.2% for 20 linear feet (2.0% max).		
CBC: 11B-403.3		
Other: ADA 403.3		
<b>4 - 10</b>	<b>Walk</b>	Category:
<b>Remove overhanging or protruding objects</b>		<b>\$125</b>
Notes: Tree branches are protruding 32" out from the tree trunk at 60" AFF (80" min).		
CBC: 11B-307.4		
Other: ADA 307.4		
<b>4 - 11</b>	<b>Walk</b>	Category:
<b>Regrade surface</b>		<b>\$1,200</b>
Notes: Cross slope of concrete path is up to 3.5% for 30 linear feet (2.0% max).		
CBC: 11B-403.3		
Other: ADA 403.3		
<b>4 - 12</b>	<b>Walk</b>	Category:
<b>Regrade surface</b>		<b>\$6,440</b>
Notes: Cross slope of concrete path is up to 4% for 161 linear feet (2.0% max).		
CBC: 11B-403.3		
Other: ADA 403.3		
<b>4 - 13</b>	<b>Walk</b>	Category:
<b>Regrade surface</b>		<b>\$1,520</b>
Notes: Cross slope of concrete path is up to 5.6% for 38 linear feet across drive (2.0% max). One flared side of the drive has a slope of 13.6% (10% max).		
CBC: 11B-403.3		
Other: ADA 403.3		

**Cupertino ADA**  
Stevens Creek Boulevard

<b>4 - 14</b>	<b>Walk</b>	Category:
<b>Regrade surface</b>		<b>\$800</b>
Notes: Cross slope of concrete path is up to 3.4% for 20 linear feet (2.0% max).		
CBC: 11B-403.3		
Other: ADA 403.3		
<b>4 - 15</b>	<b>Walk</b>	Category:
<b>Regrade surface</b>		<b>\$800</b>
Notes: Cross slope of concrete path is up to 3.5% for 20 linear feet (2.0% max).		
CBC: 11B-403.3		
Other: ADA 403.3		
<b>Grind or patch vertical change of grade</b>		<b>\$250</b>
Notes: Four changes in level across walk and ranging from 1/2" to 1" (1/4" max, up to 1/2" with a bevel).		
CBC: 11B-303.2		
Other: ADA 303.2, ADA 303.3		
<b>4 - 16</b>	<b>Walk</b>	Category:
<b>Regrade surface</b>		<b>\$4,760</b>
Notes: Cross slope of concrete path is up to 3.2% for 119 linear feet (2.0% max).		
CBC: 11B-403.3		
Other: ADA 403.3		
<b>4 - 17</b>	<b>Walk</b>	Category:
<b>Regrade surface</b>		<b>\$2,240</b>
Notes: Cross slope of concrete path is up to 4.4% for 56 linear feet across drive (2.0% max).		
CBC: 11B-403.3		
Other: ADA 403.3		
<b>4 - 18</b>	<b>Walk</b>	Category:
<b>Regrade surface</b>		<b>\$6,240</b>
Notes: Cross slope of concrete path is up to 3.6% for 156 linear feet (2.0% max).		
CBC: 11B-403.3		
Other: ADA 403.3		
<b>4 - 19</b>	<b>Walk</b>	Category:
<b>Regrade surface</b>		<b>\$1,600</b>
Notes: Cross slope of concrete path is up to 3.8% for 40 linear feet across drive (2.0% max).		
CBC: 11B-403.3		
Other: ADA 403.3		



**Cupertino ADA****Stevens Creek Boulevard**

<b>4 - 20</b>	<b>Walk</b>	Category:
<b>Regrade surface</b>		<b>\$4,880</b>
Notes: Cross slope of concrete path is between 2.2% and 2.7% for 122 linear feet (2.0% max).		
CBC: 11B-403.3		
Other: ADA 403.3		
<b>4 - 21</b>	<b>Walk</b>	Category:
<b>Regrade surface</b>		<b>\$600</b>
Notes: Cross slope of concrete path is up to 2.9% for 15 linear feet (2.0% max).		
CBC: 11B-403.3		
Other: ADA 403.3		
<b>4 - 22</b>	<b>Walk</b>	Category:
<b>Regrade surface</b>		<b>\$2,080</b>
Notes: Cross slope of concrete path is up to 4% for 52 linear feet (2.0% max).		
CBC: 11B-403.3		
Other: ADA 403.3		
<b>4 - 23</b>	<b>Walk</b>	Category:
<b>Regrade surface</b>		<b>\$920</b>
Notes: Cross slope of concrete path is up to 4% for 23 linear feet (2.0% max).		
CBC: 11B-403.3		
Other: ADA 403.3		
<b>4 - 24</b>	<b>Walk</b>	Category:
<b>Regrade surface</b>		<b>\$1,160</b>
Notes: Cross slope of concrete path is up to 2.4% for 29 linear feet (2.0% max).		
CBC: 11B-403.3		
Other: ADA 403.3		
<b>4 - 25</b>	<b>Walk</b>	Category:
<b>Regrade surface</b>		<b>\$1,600</b>
Notes: Cross slope of concrete path is up to 3% for 40 linear feet (2.0% max).		
CBC: 11B-403.3		
Other: ADA 403.3		
<b>4 - 26</b>	<b>Walk</b>	Category:
<b>Regrade surface</b>		<b>\$600</b>
Notes: Cross slope of concrete path is up to 3.7% for 15 linear feet (2.0% max).		
CBC: 11B-403.3		
Other: ADA 403.3		

**Cupertino ADA**

Stevens Creek Boulevard

<b>4 - 27</b>	<b>Walk</b>	Category:
<b>Regrade surface</b>		<b>\$640</b>
Notes: Cross slope of concrete path is up to 2.4% for 16 linear feet (2.0% max).		
CBC: 11B-403.3		
Other: ADA 403.3		
<b>4 - 28</b>	<b>Walk</b>	Category:
<b>Regrade surface</b>		<b>\$1,160</b>
Notes: Cross slope of concrete path is up to 2.8% for 29 linear feet (2.0% max).		
CBC: 11B-403.3		
Other: ADA 403.3		
<b>4 - 29</b>	<b>Walk</b>	Category:
<b>Regrade surface</b>		<b>\$2,600</b>
Notes: Cross slope of concrete path is up to 3.4% for 65 linear feet (2.0% max).		
CBC: 11B-403.3		
Other: ADA 403.3		
<b>4 - 30</b>	<b>Walk</b>	Category:
<b>Regrade surface</b>		<b>\$520</b>
Notes: Cross slope of concrete path is up to 3% for 13 linear feet (2.0% max).		
CBC: 11B-403.3		
Other: ADA 403.3		
<b>4 - 31</b>	<b>Walk</b>	Category:
<b>Regrade surface</b>		<b>\$720</b>
Notes: Cross slope of concrete path is up to 4% for 18 linear feet at pavers leading to Peet's Coffee plaza (2.0% max).		
CBC: 11B-403.3		
Other: ADA 403.3		
<b>Grind or patch vertical change of grade</b>		<b>\$250</b>
Notes: 1/2" change in level at concrete joint (1/4" max, up to 1/2" with a bevel).		
CBC: 11B-303.2		
Other: ADA 303.2, ADA 303.3		
<b>4 - 32</b>	<b>Walk</b>	Category:
<b>Regrade surface</b>		<b>\$720</b>
Notes: Cross slope of concrete path is up to 2.3% for 18 linear feet across drive (2.0% max).		
CBC: 11B-403.3		
Other: ADA 403.3		

**Cupertino ADA**  
Stevens Creek Boulevard

<b>4 - 33</b>	<b>Walk</b>	Category:
<b>Regrade surface</b>		<b>\$40</b>
Notes: Running slope of concrete path is up to 12.8% for 12" at utility cover (5.0% max).		
CBC: 11B-403.3		
Other: ADA 403.3		
<b>4 - 34</b>	<b>Walk</b>	Category:
<b>Regrade surface</b>		<b>\$5,040</b>
Notes: Cross slope of concrete path is up to 3.3% for 126 linear feet (2.0% max).		
CBC: 11B-403.3		
Other: ADA 403.3		
<b>4 - 35</b>	<b>Walk</b>	Category:
<b>Regrade surface</b>		<b>\$1,800</b>
Notes: Cross slope of concrete path is up to 2.5% for 45 linear feet (2.0% max).		
CBC: 11B-403.3		
Other: ADA 403.3		
<b>4 - 36</b>	<b>Walk</b>	Category:
<b>Regrade surface</b>		<b>\$7,680</b>
Notes: Cross slope of first concrete drive is up to 13.4% for 37 linear feet (2.0% max) with flared sides of 17.2% and 13.6% (10 % max). Cross slope of the second concrete drive is up to 10% with flared sides of 20.3% and 19.9%. Cross slope of concrete side walk is up to 3.4% for 118 linear feet.		
CBC: 11B-403.3		
Other: ADA 403.3		
<b>4 - 37</b>	<b>Walk</b>	Category:
<b>Regrade surface</b>		<b>\$400</b>
Notes: Cross slope of concrete path is up to 2.7% for 10 linear feet (2.0% max).		
CBC: 11B-403.3		
Other: ADA 403.3		
<b>4 - 38</b>	<b>Walk</b>	Category:
<b>Regrade surface</b>		<b>\$1,520</b>
Notes: Cross slope of concrete path is up to 2.6% for 38 linear feet across drive (2.0% max). Running slope of concrete path is up to 11.4% at the west side of the drive (5.0% max).		
CBC: 11B-403.3		
Other: ADA 403.3		

**Cupertino ADA**  
Stevens Creek Boulevard

<b>4 - 39</b>	<b>Walk</b>	Category:
<b>Regrade surface</b>		<b>\$3,240</b>
Notes: Cross slope of concrete path is up to 3% for 81 linear feet (2.0% max).		
CBC: 11B-403.3		
Other: ADA 403.3		
<b>4 - 40</b>	<b>Walk</b>	Category:
<b>Regrade surface</b>		<b>\$520</b>
Notes: Cross slope of concrete path is up to 3% for 13 linear feet (2.0% max).		
CBC: 11B-403.3		
Other: ADA 403.3		
<b>4 - 41</b>	<b>Walk</b>	Category:
<b>Regrade surface</b>		<b>\$1,480</b>
Notes: Cross slope of concrete path is up to 3.3% for 37 linear feet (2.0% max).		
CBC: 11B-403.3		
Other: ADA 403.3		
<b>4 - 42</b>	<b>Walk</b>	Category:
<b>Regrade surface</b>		<b>\$4,360</b>
Notes: Cross slope of concrete path is up to 4% for 109 linear feet (2.0% max).		
CBC: 11B-403.3		
Other: ADA 403.3		
<b>4 - 43</b>	<b>Walk</b>	Category:
<b>Regrade surface</b>		<b>\$4,200</b>
Notes: Cross slope of concrete path is up to 3.9% for 105 linear feet (2.0% max).		
CBC: 11B-403.3		
Other: ADA 403.3		
<b>4 - 44</b>	<b>Walk</b>	Category:
<b>Regrade surface</b>		<b>\$1,120</b>
Notes: Cross slope of concrete path is up to 2.3% for 28 linear feet (2.0% max).		
CBC: 11B-403.3		
Other: ADA 403.3		
<b>4 - 45</b>	<b>Walk</b>	Category:
<b>Grind or patch vertical change of grade</b>		<b>\$250</b>
Notes: Marked 1/2" change in level (1/4" max, up to 1/2" with a bevel).		
CBC: 11B-303.2		
Other: ADA 303.2, ADA 303.3		

**Cupertino ADA**

Stevens Creek Boulevard

<b>4 - 46</b>	<b>Walk</b>	Category:
<b>Regrade surface</b>		<b>\$880</b>
Notes: Cross slope of concrete path is up to 2.3% for 22 linear feet (2.0% max).		
CBC: 11B-403.3		
Other: ADA 403.3		
<b>Grind or patch vertical change of grade</b>		<b>\$250</b>
Notes: 1/2" change in level at concrete joint (1/4" max, up to 1/2" with a bevel).		
CBC: 11B-303.2		
Other: ADA 303.2, ADA 303.3		
<b>4 - 47</b>	<b>Walk</b>	Category:
<b>Regrade surface</b>		<b>\$3,720</b>
Notes: Cross slope of concrete path is up to 9.8% for 93 linear feet across two drives (2.0% max). Cross slope of concrete sidewalk between drives is up to up to 4.9% (2% max).		
CBC: 11B-403.3		
Other: ADA 403.3		
<b>4 - 48</b>	<b>Walk</b>	Category:
<b>Regrade surface</b>		<b>\$4,120</b>
Notes: Cross slope of concrete path is up to 9.8% for 103 linear feet (2.0% max).		
CBC: 11B-403.3		
Other: ADA 403.3		
<b>4 - 49</b>	<b>Walk</b>	Category:
<b>Regrade surface</b>		<b>\$9,680</b>
Notes: Cross slope of concrete path is up to 3.9% for 242 linear feet (2.0% max).		
CBC: 11B-403.3		
Other: ADA 403.3		
<b>4 - 50</b>	<b>Walk</b>	Category:
<b>Regrade surface</b>		<b>\$27,000</b>
Notes: Cross slope of concrete path is up to 3.3% for 675 linear feet (2.0% max).		
CBC: 11B-403.3		
Other: ADA 403.3		
<b>4 - 51</b>	<b>Walk</b>	Category:
<b>Regrade surface</b>		<b>\$17,440</b>
Notes: Cross slope of concrete path is up to 3.6% for 436 linear feet and 4.4% at the end of the walk by the curb ramp (2.0% max).		
CBC: 11B-403.3		
Other: ADA 403.3		

**Cupertino ADA**

Stevens Creek Boulevard

<b>4 - 52</b>	<b>Walk</b>	Category:
<b>Regrade surface</b>		<b>\$3,520</b>
Notes: Cross slope of concrete path is up to 3.5% for 88 linear feet (2.0% max).		
CBC: 11B-403.3		
Other: ADA 403.3		
<b>Grind or patch vertical change of grade</b>		<b>\$250</b>
Notes: 3/4" change in level at utility cover (1/4" max, up to 1/2" with a bevel).		
CBC: 11B-303.2		
Other: ADA 303.2, ADA 303.3		
<b>4 - 53</b>	<b>Walk</b>	Category:
<b>Regrade surface</b>		<b>\$17,440</b>
Notes: Cross slope of concrete path is up to 4.8% for 436 linear feet (2.0% max).		
CBC: 11B-403.3		
Other: ADA 403.3		
<b>Grind or patch vertical change of grade</b>		<b>\$250</b>
Notes: 2.75" change in level at concrete joint (1/4" max, up to 1/2" with a bevel).		
CBC: 11B-303.2		
Other: ADA 303.2, ADA 303.3		
<b>4 - 54</b>	<b>Walk</b>	Category:
<b>Regrade surface</b>		<b>\$1,440</b>
Notes: Cross slope of concrete path is up to 3.2% for 36 linear feet (2.0% max).		
CBC: 11B-403.3		
Other: ADA 403.3		
<b>4 - 55</b>	<b>Walk</b>	Category:
<b>Regrade surface</b>		<b>\$640</b>
Notes: Cross slope of concrete path is up to 2.7% for 16 linear feet (2.0% max).		
CBC: 11B-403.3		
Other: ADA 403.3		
<b>Grind or patch vertical change of grade</b>		<b>\$250</b>
Notes: 1.5" wide and 4" long hole in water utility cover.		
CBC: 11B-303.2		
Other: ADA 303.2, ADA 303.3		
<b>4 - 56</b>	<b>Walk</b>	Category:
<b>Grind or patch vertical change of grade</b>		<b>\$250</b>
Notes: 3/4" change in level at concrete path (1/4" max).		
CBC: 11B-303.2		
Other: ADA 303.2, ADA 303.3		

## Cupertino ADA

Stevens Creek Boulevard

<b>4 - 57</b>	<b>Walk</b>	Category:
<b>Regrade surface</b>		<b>\$800</b>
Notes: Cross slope of concrete path is up to 3% for 20 linear feet (2.0% max).		
CBC: 11B-403.3		
Other: ADA 403.3		
<b>14 - 1</b>	<b>Bus Stop</b>	Category:
<b>Regrade bus stop pad or light rail platform</b>		<b>\$500</b>
Notes: Clear floor space in front of the bus stop has a slope of 2.8% (2% max). (See note 4-13)		
CBC: 11B-810.2.4		
Other: ADA 810.2.4		
<b>14 - 2</b>	<b>Bus Stop</b>	Category:
<b>Regrade bus stop pad or light rail platform</b>		<b>\$500</b>
Notes: 17" of clear floor space in front of the bus stop has a slope of 2.7% (2% max). 1/2" change in level from pavers to concrete pad at bus stop (1/4" max).		
CBC: 11B-810.2.4		
Other: ADA 810.2.4		
<b>14 - 3</b>	<b>Bus Stop</b>	Category:
<b>Regrade bus stop pad or light rail platform</b>		<b>\$500</b>
Notes: Clear floor space of the bus stop has a slope of up to 3% in alighting area (2% max).		
CBC: 11B-810.2.4		
Other: ADA 810.2.4		

Three Oaks Park  
Candlelight Way near Rainbow  
Cupertino, CA





## Cupertino ADA

### Three Oaks Park - PROW

<b>3 - 1</b>	<b>Curb Ramp</b>	Category:
<b>Provide a level landing</b>		\$2,500
Notes: Counter slope at the base of the curb ramp is 6.4% (5.0% max).		
CBC: 11B-406.5.8		
Other: ADA 406.2		
<b>Provide a level landing</b>		\$90
Notes: Top landing of the curb ramp has a slope of 4.6% (2% max).		
CBC: 11B-406.5.3		
Other: ADA 406.4, ADA 406.7		
<b>3 - 2</b>	<b>Curb Ramp</b>	Category:
<b>Provide detectable warnings</b>		\$0
Notes: Detectable warnings not provided.		
CBC: 11B-247.1.2, 11B-406.5.12		
Other: -		
<b>Provide a level landing</b>		\$2,500
Notes: Counter slope at the base of the curb ramp is 7.5% (5.0% max).		
CBC: 11B-406.5.8		
Other: ADA 406.2		
<b>Grind or patch vertical change of grade</b>		\$0
Notes: 3/4" change in level between asphalt surface and curb (curb ramp must be free of level changes).		
CBC: 11B-303.2.3, 11B-405.4		
Other: ADA 405.4		
<b>Install, replace or modify curb ramp</b>		\$2,460
Notes: Slope of the curb ramp is 16.4% (8.33% max). Slope of one flared side is 17% (10.0% max).		
CBC: 11B-405.2, 11B-406, 11B-406.2.2		
Other: ADA 405.2, ADA 406.1, ADA 406.3		
<b>Provide a level landing</b>		\$0
Notes: A landing is not provided at the top of the ramp (48" x 48" min).		
CBC: 11B-406.5.3		
Other: ADA 406.4, ADA 406.7		
<b>Provide surface texture</b>		\$0
Notes: No grooved border provided.		
CBC: 11B-406.5.11		
Other: -		

## Cupertino ADA

### Three Oaks Park - PROW

<b>4 - 1</b>	<b>Walk</b>	Category:
<b>Regrade surface</b>		<b>\$320</b>
Notes: Cross slope of concrete path is up to 2.7% for 8 linear feet (2.0% max).		
CBC: 11B-403.3		
Other: ADA 403.3		
<b>4 - 2</b>	<b>Walk</b>	Category:
<b>Regrade surface</b>		<b>\$680</b>
Notes: Running slope of concrete path is up to 5.3% (5.0% max) and cross slope is up to 8% (2.0% max) for 17 linear feet.		
CBC: 11B-403.3		
Other: ADA 403.3		

Varian Park  
Ainsworth Drive  
Cupertino, CA



4-3 ———●

4-1 ———●

4-2 ———●




## Cupertino ADA

### Varian Park - PROW

<b>4 - 1</b>	<b>Walk</b>	Category:
<b>Regrade surface</b>		<b>\$600</b>
Notes: Cross slope of concrete path is up to 2.7% for 15 linear feet (2.0% max).		
CBC: 11B-403.3		
Other: ADA 403.3		
<b>4 - 2</b>	<b>Walk</b>	Category:
<b>Regrade surface</b>		<b>\$3,240</b>
Notes: Cross slope of concrete path is up to 3.2% for 81 linear feet (2.0% max). Cross slope at the fire hydrant is 5% (2% max).		
CBC: 11B-403.3		
Other: ADA 403.3		
<b>Remove overhanging or protruding objects</b>		<b>\$125</b>
Notes: 4 trees overhang fence by 20" at 60" AFF (80" min).		
CBC: 11B-307.4		
Other: ADA 307.4		
<b>4 - 3</b>	<b>Walk</b>	Category:
<b>Regrade surface</b>		<b>\$880</b>
Notes: Cross slope of concrete path is up to 2.9% for 22 linear feet (2.0% max).		
CBC: 11B-403.3		
Other: ADA 403.3		

Wilson Park  
19784 Wintergreen Avenue  
Cupertino, CA



## Cupertino ADA

### Wilson Park - PROW

		Category:
<b>3 - 1</b>	<b>Curb Ramp</b>	
<b>Provide surface texture</b>		<b>\$1,000</b>
Notes: Grooved border is 10" wide (12" min).		
CBC: 11B-406.5.11		
Other: -		
<b>Grind or patch vertical change of grade</b>		<b>\$250</b>
Notes: 1/4" change in level at bottom of the curb ramp (curb ramps must be free from any changes in level).		
CBC: 11B-303.2.3, 11B-405.4		
Other: ADA 405.4		
<b>Provide detectable warnings</b>		<b>\$1,000</b>
Notes: Detectable warnings not provided.		
CBC: 11B-247.1.2, 11B-406.5.12		
Other: -		
<b>Provide a level landing</b>		<b>\$2,500</b>
Notes: Counter slope at the base of the curb ramp is 9.1% (5.0% max).		
CBC: 11B-406.5.8		
Other: ADA 406.2		
<b>Provide a level landing</b>		<b>\$90</b>
Notes: Top landing has a slope of 3.6% (2% max).		
CBC: 11B-406.5.3		
Other: ADA 406.4, ADA 406.7		
<b>3 - 2</b>	<b>Curb Ramp</b>	Category:
<b>Provide detectable warnings</b>		<b>\$1,000</b>
Notes: No detectable warning provided at blended transition.		
CBC: 11B-247.1.2, 11B-406.5.12		
Other: -		
<b>Grind or patch vertical change of grade</b>		<b>\$250</b>
Notes: 2" change in level on one flared side (curb ramps must be free from any changes in level).		
CBC: 11B-303.2.3, 11B-405.4		
Other: ADA 405.4		

**Cupertino ADA**  
Wilson Park - PROW

<b>3 - 3</b>	<b>Curb Ramp</b>	Category:
<b>Install, replace or modify curb ramp</b>		<b>\$2,460</b>
Notes: Slopes of flared sides are 10.6% and 12.6% (10.0% max). Slope of the curb ramp is 9.6% (8.33% max).		
CBC: 11B-405.2, 11B-406, 11B-406.2.2		
Other: ADA 405.2, ADA 406.1, ADA 406.3		
<b>Provide detectable warnings</b>		<b>\$0</b>
Notes: Detectable warnings not provided.		
CBC: 11B-247.1.2, 11B-406.5.12		
Other: -		
<b>Provide a level landing</b>		<b>\$2,500</b>
Notes: Counter slope at the base of the curb ramp is 9.3% (5.0% max).		
CBC: 11B-406.5.8		
Other: ADA 406.2		
<b>Provide a level landing</b>		<b>\$0</b>
Notes: The top landing has a slope of 11% (2% max).		
CBC: 11B-406.5.3		
Other: ADA 406.4, ADA 406.7		
<b>3 - 4</b>	<b>Curb Ramp</b>	Category:
<b>Provide detectable warnings</b>		<b>\$1,000</b>
Notes: Detectable warnings not provided.		
CBC: 11B-247.1.2, 11B-406.5.12		
Other: -		
<b>Install, replace or modify curb ramp</b>		<b>\$2,460</b>
Notes: Slopes of flared sides are 12.9% and 23% (10.0% max).		
CBC: 11B-406.2.2		
Other: ADA 406.3		
<b>Provide a level landing</b>		<b>\$2,500</b>
Notes: Counter slope at the base of the curb ramp is 5.9% (5.0% max).		
CBC: 11B-406.5.8		
Other: ADA 406.2		
<b>Provide a level landing</b>		<b>\$0</b>
Notes: The top landing has a slope of up to 4.8% (2% max).		
CBC: 11B-406.5.3		
Other: ADA 406.4, ADA 406.7		

**Cupertino ADA**  
Wilson Park - PROW

<b>4 - 1</b>	<b>Walk</b>	Category:
<b>Regrade surface</b>		<b>\$6,640</b>
Notes: Cross slope of concrete path is up to 3.8% for 166 linear feet with last 30" up to 9.8% (2.0% max).		
CBC: 11B-403.3		
Other: ADA 403.3		
<b>4 - 2</b>	<b>Walk</b>	Category:
<b>Regrade surface</b>		<b>\$10,800</b>
Notes: Cross slope of concrete path is up to 3.8% for 270 linear feet (2.0% max).		
CBC: 11B-403.3		
Other: ADA 403.3		
<b>4 - 3</b>	<b>Walk</b>	Category:
<b>Regrade surface</b>		<b>\$12,560</b>
Notes: Cross slope of concrete path is up to 4.6% for 314 linear feet (2.0% max).		
CBC: 11B-403.3		
Other: ADA 403.3		
<b>Grind or patch vertical change of grade</b>		<b>\$250</b>
Notes: 1" change in level at concrete joint (1/4" max, up to 1/2" with a bevel).		
CBC: 11B-303.2		
Other: ADA 303.2, ADA 303.3		
<b>4 - 4</b>	<b>Walk</b>	Category:
<b>Regrade surface</b>		<b>\$1,160</b>
Notes: Cross slope of concrete path is up to 4% for 29 linear feet (2.0% max).		
CBC: 11B-403.3		
Other: ADA 403.3		
<b>Grind or patch vertical change of grade</b>		<b>\$250</b>
Notes: 3/4" change in level at concrete joint (1/4" max, up to 1/2" with a bevel).		
CBC: 11B-303.2		
Other: ADA 303.2, ADA 303.3		
<b>4 - 5</b>	<b>Walk</b>	Category:
<b>Regrade surface</b>		<b>\$9,000</b>
Notes: Cross slope of concrete path is up to 4% for 225 linear feet and up to 10.8% for 20 linear feet drive (2.0% max).		
CBC: 11B-403.3		
Other: ADA 403.3		



**Cupertino ADA**  
Wilson Park - PROW

4 - 6	Walk	Category:
<b>Regrade surface</b>		\$6,160
Notes: Cross slope of concrete path is up to 4.8% for 154 linear feet (2.0% max).		
CBC: 11B-403.3		
Other: ADA 403.3		

## Appendix E: Grievance Form

# CITY OF CUPERTINO

## ADA COMPLAINT PROCEDURE

### POLICY

Any individual who believes that they have been subjected to unlawful discrimination on the basis of disability by the City of Cupertino, its employee(s), service or program may file a complaint.

A complaint is a formal expression of dissatisfaction with an employee, policy, service or program provided by the City of Cupertino regarding access or discrimination on the basis of disability as defined in the Americans with Disabilities Act of 1990.

### PROCEDURE

1. Any individual who believes he or she has been discriminated against on the basis of disability including being denied access to facilities and programs, may make a written complaint as soon as possible after the incident. In order to facilitate the investigation, the complainant is encouraged to submit the complaint within 30 days of the alleged incident(s).

In all cases, complaints must be received in writing and include the location and date the alleged incident occurred. All complaints should be sent to the City Manager's office, City Hall, 10300 Torre Ave., Cupertino, CA 95014, for resolution. A written record of the complaint and the action taken will be maintained by the City. A decision by the City Manager will be rendered in writing within 30 working days. For additional information or assistance, call the City of Cupertino Public Works Department at (408) 777-3354. Copies of this policy are available in large print.

2. The complaint shall include:
  - a description of the alleged discriminating activity, policy, program or service;
  - date(s), time(s) and location(s) of incident(s);
  - name(s) of witnesses, if any;
  - complainant's address and telephone number;
  - copies of documents; and
  - remedy desired.
3. Upon receipt of a complaint, the City Manager shall cause an investigation of all charges to be made. The investigation shall include interviews with: (a) the complainant; (b) the person(s) responsible for the activity, policy, programs or service engaged in the alleged incident; and (c) any other person believed to have relevant knowledge concerning the complaint.

4. Upon completion of the investigation, the City Manager shall review factual information gathered through the investigation to determine whether the alleged complaint constitutes discrimination, giving consideration to all factual information, the totality of the circumstances, including the nature of the activity, program or services and the context in which the alleged incidents occurred.
5. The City Manager shall then prepare a written report stating the results of the investigation and the determination as to the action(s) to be taken, if any. The results of the investigation and recommendation(s) shall be conveyed to appropriate persons, including the complainant and the person(s) responsible for the alleged activity, policy, program or service engaged in the incident. The decision of the City Manager is final.
6. The complainant's right to a prompt and equitable resolution of the complaint will not be impaired by the complainant's pursuit of the other remedies, such as the filing of a complaint within the Department of Justice of other appropriate federal agency, or the filing of a suit in state or federal court. Complaints to any federal agency must be within 180 days of the alleged discrimination.