

CC 06-07-2022

Study Session Item No. 1

# Community Grant Funding Program

Updated Presentation

# Community Funding Grant Program

City Council

June 7, 2022



CUPERTINO



# Agenda

- Background
- Evaluation Process
- Eligibility
- Requested Funding
- Parks and Recreation Commission Recommendation
- Additional Available Funds Recommendation
- Fiscal Impact
- Recommended Action

# Background

- Application Period
  - January to February 1
- 21 applications received
  - 10 new organizations
  - 11 returning organizations
- Applications reviewed for completeness
- All applicants invited to attend March 3 Parks and Recreation Commission meeting

# Evaluation Process

- Parks and Recreation Commission April 7 Meeting
  - Reviewed and evaluated applications
  - Determined eligibility
  - Completed evaluation form
  - Provided totals for each organization
  - Determined recommendation to Council

# Eligibility

- Initial review of 21 submitted applications
  - 20 met eligibility requirements
  - 1 pending eligibility, needing further consideration
- All applications were considered in the eligibility process
- Final eligibility determined by Commission
  - 17 applicants eligible
  - 4 applicants ineligible

# Requesting Funding

Organization	Amount Requested
Women SV	\$20,000
Fremont Union High Schools Foundation	\$20,000
Cupertino Union School District	\$20,000
Cupertino Educational Endowment Foundation	\$20,000
Cupertino Bhubaneswar Sister City Initiative	\$15,000
Euphrat Museum of Art – DeAnza College	\$15,000
Chinese American Coalition for Compassionate Care	\$13,000
Rotary Club of Cupertino	\$12,000
West Valley Community Services	\$10,000
Buddhist Tzu Chi Medical Foundation	\$8,300
Senior Services – Heart of the Valley	\$6,160.46
American Cancer Society – Relay for Life	\$6,000
Youngzine	\$6,000
Tian Hong Foundation	\$4,500
Breathe California of the Bay Area	\$4,000
Palisadoes Foundation	\$3,750
Omniware Networks	\$2,000
<b>Requested</b>	<b>TOTAL \$185,710.46</b>

## Parks and Recreation Commission Recommendation

Organization	Project	Recommended Funding Amount
West Valley Community Services	Gift of Hope 2022	\$10,000
Women SV	Tech Support for Domestic Abuse Survivors	\$20,000
Senior Services – Heart of the Valley	COVID car kit	\$6,160.46
Fremont Union High Schools Foundation	Care Solace Partnership for Mental Health Services	\$20,000
American Cancer Society – Relay for Life	Relay for Life Event	\$6,000
Omniware Networks	Peace Love Unity Youth Art Contest Exhibition	\$2,000
Buddhist Tzu Chi Medical Foundation	Healthy Cupertino Health Fair	\$8,300
Breathe California of the Bay Area	Seniors Breathe Easy	\$4,000
Cupertino Union School District	CUSD Summer Bridge	\$20,000
<b>TOTAL</b>		<b>\$96,460.46</b>



## Parks and Recreation Commission Recommendation

Organization	FY 17-18	FY 18-19	FY 19-20	FY20-21	FY 21-22	Total Funding Received
Friends of Deer Hollow Farm	\$15,000	\$15,000	\$15,000	\$15,000	\$7,000	\$67,000
Cupertino Rotary	\$12,000	\$12,000	\$12,000	\$12,000	\$12,000	\$60,000
Euphrat Museum of Art	\$10,000	\$10,000	\$10,000	\$10,000	\$15,000	\$55,000
Cupertino Historical Society	\$15,000	\$15,000	\$20,000	\$20,000	\$20,000	\$90,000
Iranian Federated Women's Club	\$400	\$400	-	-	-	\$800
Bay Area Chrysanthemum Show	-	-	\$1,300	-	-	\$1,300
Cupertino Symphonic Band	-	-	\$2,000	-	-	\$2,000
Santa Clara Valley Audubon Society	-	-	\$10,000	\$7,500	\$8,500	\$26,000
Cupertino DeAnza Lion's Charities	-	-	\$10,000	-	-	\$10,000
Heart of the Valley	-	-	\$7,000	-	-	\$7,000
West Valley Community Services	-	-	\$20,000	\$20,000	\$10,000	\$50,000
Breathe CA	-	-	\$2,500	\$4,000	-	\$6,500
Elevate the Future	-	-	-	\$3,000	-	\$3,000
Chinese American Coalition for Compassionate Care	-	-	-	\$6,000	\$12,000	18,000
Bhubaneswar Sister City	-	-	-	\$7,500	-	\$7,500
Silicon Valley Jewish Film Festival	-	-	-	\$5,000	-	\$5,000
Cupertino Library Foundation	-	-	-	-	\$15,000	\$15,000
Buddhist Tzu Chi Medical Foundation	-	-	-	-	\$7,400	\$7,400
Valkyrie Robotics	-	-	-	-	\$3,000	\$3,000
Tian Hong Foundation	-	-	-	-	\$3,000	\$3,000
Monta Vista High School Music Boosters	-	-	-	-	\$3,000	\$3,000
<b>Total</b>	<b>\$52,400</b>	<b>\$52,400</b>	<b>\$109,800</b>	<b>\$110,000</b>	<b>\$115,900</b>	<b>\$440,500</b>

- Suggested funding range of \$70,000 to \$90,000

## Additional Available Funds Recommendation

Organization	Project	Amount Requested
Youngzine	Summer Youth Climate Steward Program	\$6,000
Tian Hong Foundation	2022 Art Contest	\$4,500
Chinese American Coalition for Compassionate Care	Mindfully Facing Greif and Loss and Starting the Conversation	\$13,000
Rotary Club of Cupertino	Silicon Valley Fall Fest	\$12,000
Cupertino Bhubaneswar Sister City Initiative	City Event/Festival for Exchange and Immersion	\$15,000
Euphrat Museum of Art – DeAnza College	Art Exhibits and Events	\$15,000
Palisadoes Foundation	Calico Challenge SF	\$3,750
Cupertino Educational Endowment Foundation	Expansion of Teacher Grant Program	\$20,000
TOTAL		\$89,250

## Fiscal Impact

If Council approves the **Parks and Recreation Commission's recommended funding amount of \$96,460.46**, final funding amounts for the Community Funding Program will be included in the Recommended Final Budget for FY 2022-23.

## **Recommended Action**

Consider the recommendation from the Parks and Recreation Commission to approve funds in the amount of \$96,460.46 for the Fiscal Year 2022-2023 Community Funding Grant Program. Determine and approve final funding amounts for the Community Funding Program, to be included in the Recommended Budget for Fiscal Year 2022-2023; and provide direction to staff.

# Community Funding Grant Program

City Council

June 7, 2022



CUPERTINO

CC 06-07-2022

Study Session Item No. 1

# Community Grant Funding Program

Presentation

# Community Funding Grant Program

City Council

June 7, 2022



CUPERTINO



# Agenda

- Background
- Evaluation Process
- Eligibility
- Requested Funding
- Parks and Recreation Commission Recommendation
- Additional Available Funds Recommendation
- Fiscal Impact
- Recommended Action



# Background

- Application Period
  - January to February 1
- 21 applications received
  - 10 new organizations
  - 11 returning organizations
- Applications reviewed for completeness
- All applicants invited to attend March 3 Parks and Recreation Commission meeting

# Evaluation Process

- Parks and Recreation Commission April 7 Meeting
  - Reviewed and evaluated applications
  - Determined eligibility
  - Completed evaluation form
  - Provided totals for each organization
  - Determined recommendation to Council

# Eligibility

- Initial review of 21 submitted applications
  - 20 met eligibility requirements
  - 1 pending eligibility, needing further consideration
- All applications were considered in the eligibility process
- Final eligibility determined by Commission
  - 17 applicants eligible
  - 4 applicants ineligible

# Requesting Funding

Organization	Amount Requested
Women SV	\$20,000
Fremont Union School District	\$20,000
Cupertino Union School District	\$20,000
Cupertino Educational Endowment Foundation	\$20,000
Cupertino Bhubaneswar Sister City Initiative	\$15,000
Euphrat Museum of Art – DeAnza College	\$15,000
Chinese American Coalition for Compassionate Care	\$13,000
Rotary Club of Cupertino	\$12,000
West Valley Community Services	\$10,000
Buddhist Tzu Chi Medical Foundation	\$8,300
Senior Services – Heart of the Valley	\$6,160.46
American Cancer Society – Relay for Life	\$6,000
Youngzine	\$6,000
Tian Hong Foundation	\$4,500
Breathe California of the Bay Area	\$4,000
Palisadoes Foundation	\$3,750
Omniware Networks	\$2,000
<b>Requested</b>	<b>TOTAL \$185,710.46</b>

## Parks and Recreation Commission Recommendation

Organization	Project	Recommended Funding Amount
West Valley Community Services	Gift of Hope 2022	\$10,000
Women SV	Tech Support for Domestic Abuse Survivors	\$20,000
Senior Services – Heart of the Valley	COVID car kit	\$6,160.46
Fremont Union School District	Care Solace Partnership for Mental Health Services	\$20,000
American Cancer Society – Relay for Life	Relay for Life Event	\$6,000
Omniware Networks	Peace Love Unity Youth Art Contest Exhibition	\$2,000
Buddhist Tzu Chi Medical Foundation	Healthy Cupertino Health Fair	\$8,300
Breathe California of the Bay Area	Seniors Breathe Easy	\$4,000
Cupertino Union School District	CUSD Summer Bridge	\$20,000
TOTAL		\$96,460.46

## Parks and Recreation Commission Recommendation

Organization	FY 17-18	FY 18-19	FY 19-20	FY20-21	FY 21-22	Total Funding Received
Friends of Deer Hollow Farm	\$15,000	\$15,000	\$15,000	\$15,000	\$7,000	\$67,000
Cupertino Rotary	\$12,000	\$12,000	\$12,000	\$12,000	\$12,000	\$60,000
Euphrat Museum of Art	\$10,000	\$10,000	\$10,000	\$10,000	\$15,000	\$55,000
Cupertino Historical Society	\$15,000	\$15,000	\$20,000	\$20,000	\$20,000	\$90,000
Iranian Federated Women's Club	\$400	\$400	-	-	-	\$800
Bay Area Chrysanthemum Show	-	-	\$1,300	-	-	\$1,300
Cupertino Symphonic Band	-	-	\$2,000	-	-	\$2,000
Santa Clara Valley Audubon Society	-	-	\$10,000	\$7,500	\$8,500	\$26,000
Cupertino DeAnza Lion's Charities	-	-	\$10,000	-	-	\$10,000
Heart of the Valley	-	-	\$7,000	-	-	\$7,000
West Valley Community Services	-	-	\$20,000	\$20,000	\$10,000	\$50,000
Breathe CA	-	-	\$2,500	\$4,000	-	\$6,500
Elevate the Future	-	-	-	\$3,000	-	\$3,000
Chinese American Coalition for Compassionate Care	-	-	-	\$6,000	\$12,000	18,000
Bhubaneswar Sister City	-	-	-	\$7,500	-	\$7,500
Silicon Valley Jewish Film Festival	-	-	-	\$5,000	-	\$5,000
Cupertino Library Foundation	-	-	-	-	\$15,000	\$15,000
Buddhist Tzu Chi Medical Foundation	-	-	-	-	\$7,400	\$7,400
Valkyrie Robotics	-	-	-	-	\$3,000	\$3,000
Tian Hong Foundation	-	-	-	-	\$3,000	\$3,000
Monta Vista High School Music Boosters	-	-	-	-	\$3,000	\$3,000
<b>Total</b>	<b>\$52,400</b>	<b>\$52,400</b>	<b>\$109,800</b>	<b>\$110,000</b>	<b>\$115,900</b>	<b>\$440,500</b>

- Suggested funding range of \$70,000 to \$90,000

## Additional Available Funds Recommendation

Organization	Project	Amount Requested
Youngzine	Summer Youth Climate Steward Program	\$6,000
Tian Hong Foundation	2022 Art Contest	\$4,500
Chinese American Coalition for Compassionate Care	Mindfully Facing Greif and Loss and Starting the Conversation	\$13,000
Rotary Club of Cupertino	Silicon Valley Fall Fest	\$12,000
Cupertino Bhubaneswar Sister City Initiative	City Event/Festival for Exchange and Immersion	\$15,000
Euphrat Museum of Art – DeAnza College	Art Exhibits and Events	\$15,000
Palisadoes Foundation	Calico Challenge SF	\$3,750
Cupertino Educational Endowment Foundation	Expansion of Teacher Grant Program	\$20,000
TOTAL		\$89,250

## Fiscal Impact

If Council approves the **Parks and Recreation Commission's recommended funding amount of \$96,460.46**, final funding amounts for the Community Funding Program will be included in the Recommended Final Budget for FY 2022-23.



## **Recommended Action**

Consider the recommendation from the Parks and Recreation Commission to approve funds in the amount of \$96,460.46 for the Fiscal Year 2022-2023 Community Funding Grant Program. Determine and approve final funding amounts for the Community Funding Program, to be included in the Recommended Budget for Fiscal Year 2022-2023; and provide direction to staff.

# Community Funding Grant Program

City Council

June 7, 2022



CUPERTINO

CC 06-07-2022

Item No. 29

Treasurer's Investment  
Report April 2022

Presentation

# Treasurer's Investment Report

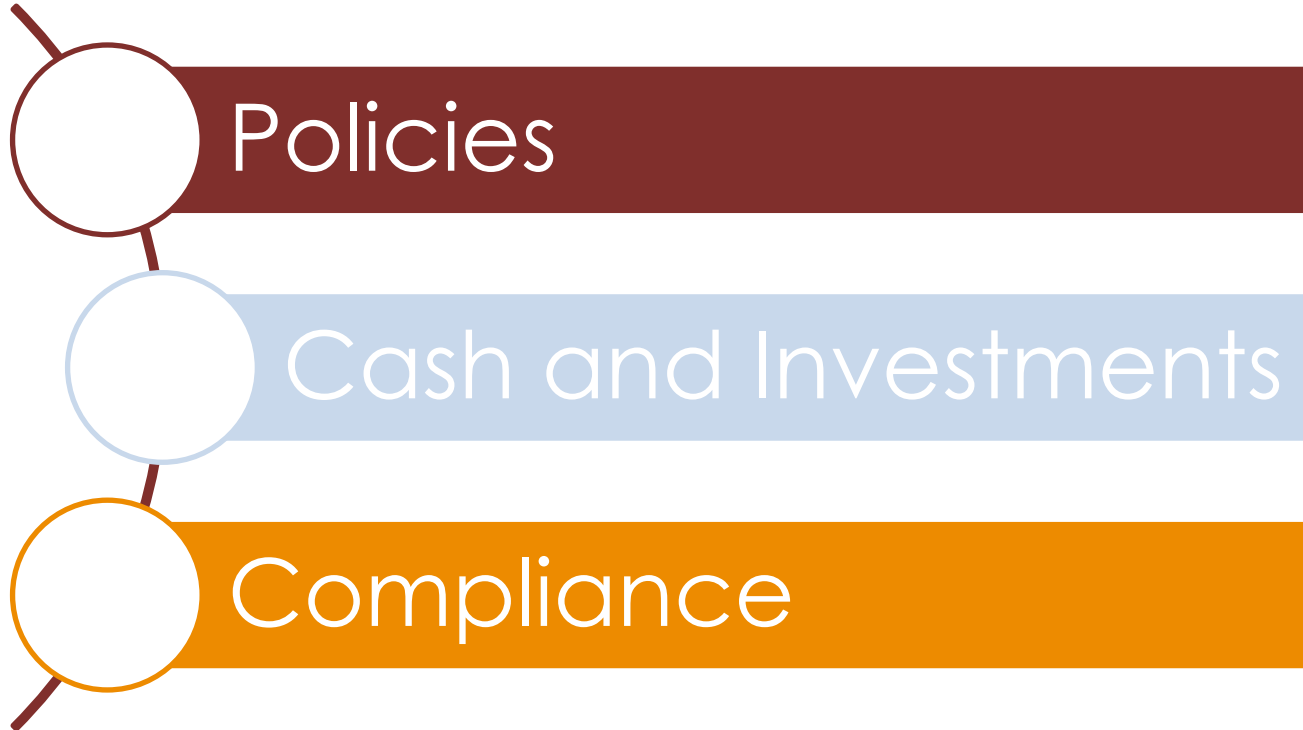
## Month ending April 30, 2022

June 7, 2022



**CITY OF  
CUPERTINO**

# Agenda



# Policies



# Policies

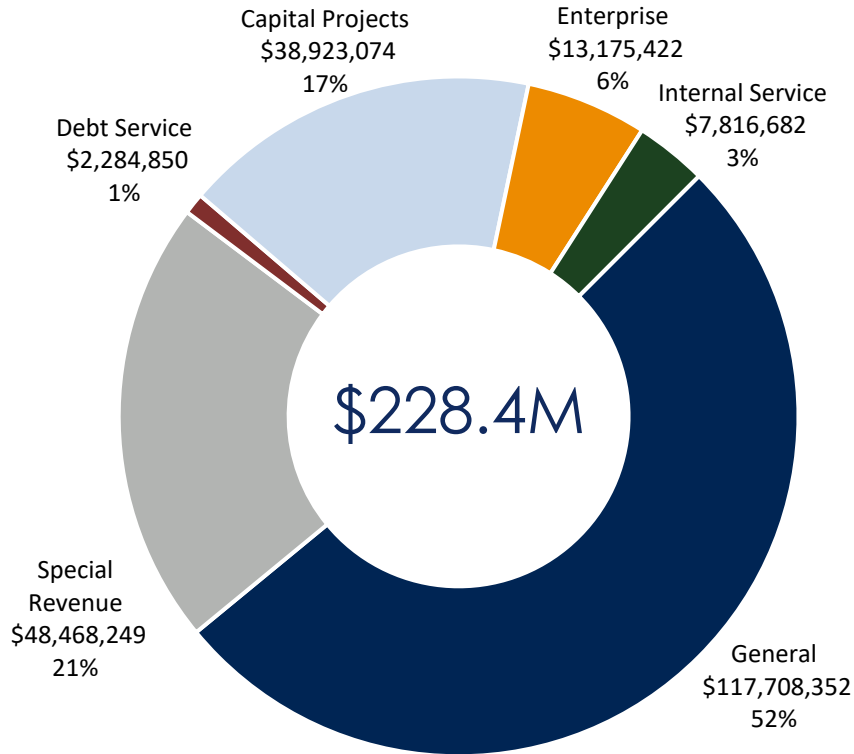
- California Government Code
- Municipal Code
- Audit Committee Charter
- City Investment Policy
- Pension Trust Investment Policy
- OPEB Trust Investment Policy

# Cash and Investments

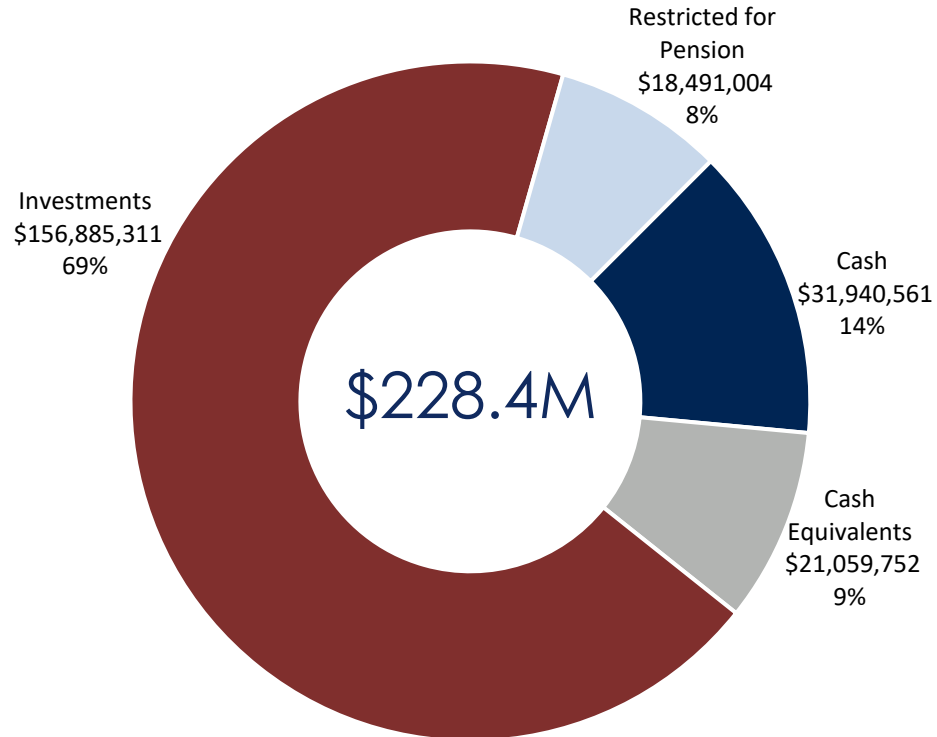




## Cash and Investments by Fund Type



## Cash and Investments by Account Type



# Cash and Investments – General Ledger Balance by Fund

As of April 30, 2022

Fund Type	Beginning Balance	Receipts	Disbursements	Journal Adjustments	Ending Balance
General Fund	109,252,226	16,714,592	(8,237,628)	(20,838)	117,708,352
Special Revenue Funds	49,310,674	229,433	(1,085,083)	13,225	48,468,249
Debt Service Funds	2,284,850	-	-	-	2,284,850
Capital Projects Funds	39,578,699	-	(655,625)	-	38,923,074
Enterprise Funds	12,961,202	214,540	(471,108)	470,788	13,175,422
Internal Service Funds	8,399,954	2,734	(549,612)	(36,394)	7,816,682
<b>Total</b>	<b>\$221,787,605</b>	<b>\$17,161,298</b>	<b>\$(10,999,056)</b>	<b>\$426,781</b>	<b>\$228,376,628</b>

# Cash and Investments – General Ledger Balance

As of April 30, 2022

	Beginning Balance	Ending Balance	% of Portfolio
<b>Cash in banks and on hand</b>			
Operating Checking (Wells Fargo)	\$ 25,321,992	\$ 31,922,409	14%
Workers' Compensation Checking (Wells Fargo)	16,113	4,719	0%
Payroll Checking (Wells Fargo)	-	-	0%
Restricted for Bond Repayments * (BNY Mellon)	8,333	8,333	0%
Petty Cash and Change	5,100	5,100	0%
<b>Cash Equivalents</b>			
Local Agency Investment Fund	21,059,752	21,059,752	9%
<b>Investments</b>			
Investments (Chandler)	156,885,311	156,885,311	69%
Restricted for Pension (PARS)	18,491,004	18,491,004	8%
<b>Total Cash and Investments</b>	<b>\$ 221,787,605</b>	<b>\$ 228,376,628</b>	<b>100%</b>

\* Cash held by fiscal agent for bond repayments

# Cash and Investments – Bank Balance

As of April 30, 2022

	Beginning Balance	Ending Balance	% of Portfolio
<b>Cash in banks*</b>			
Operating Checking (Wells Fargo)	\$ 27,898,076	\$ 31,788,785	15%
Workers' Compensation Checking (Wells Fargo)	24,535	7,279	0%
Payroll Checking (Wells Fargo)	-	-	0%
Restricted for Bond Repayments * (BNY Mellon)	8,333	8,333	0%
<b>Cash Equivalents</b>			
Local Agency Investment Fund	21,043,169	21,059,752	10%
<b>Investments</b>			
Investments (Chandler)	150,202,612	148,861,823	68%
Restricted for Pension (PARS)	17,536,945	16,368,261	8%
<b>Total Cash and Investments</b>	<b>\$ 216,713,670</b>	<b>\$ 218,094,232</b>	<b>100%</b>

\* Unadjusted balance from the bank statement. Does not reflect outstanding checks or deposits in transit.

# Compliance



# Compliance

1. All of the City's investments are in compliance with state law and the City's Investment Policy
2. In compliance with California Government Code 53646 (b)(3), the City has sufficient funds to meet its expenditure requirements for the next six months

# Questions?



CC 06-07-2022

Item No. 36

Memorial Park Ponds  
Repurposing Project

Presentation



# Memorial Park Ponds Repurposing Project



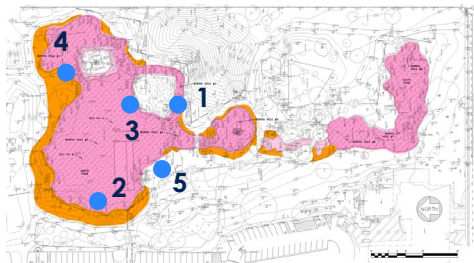
**CUPERTINO**

07 June 2022



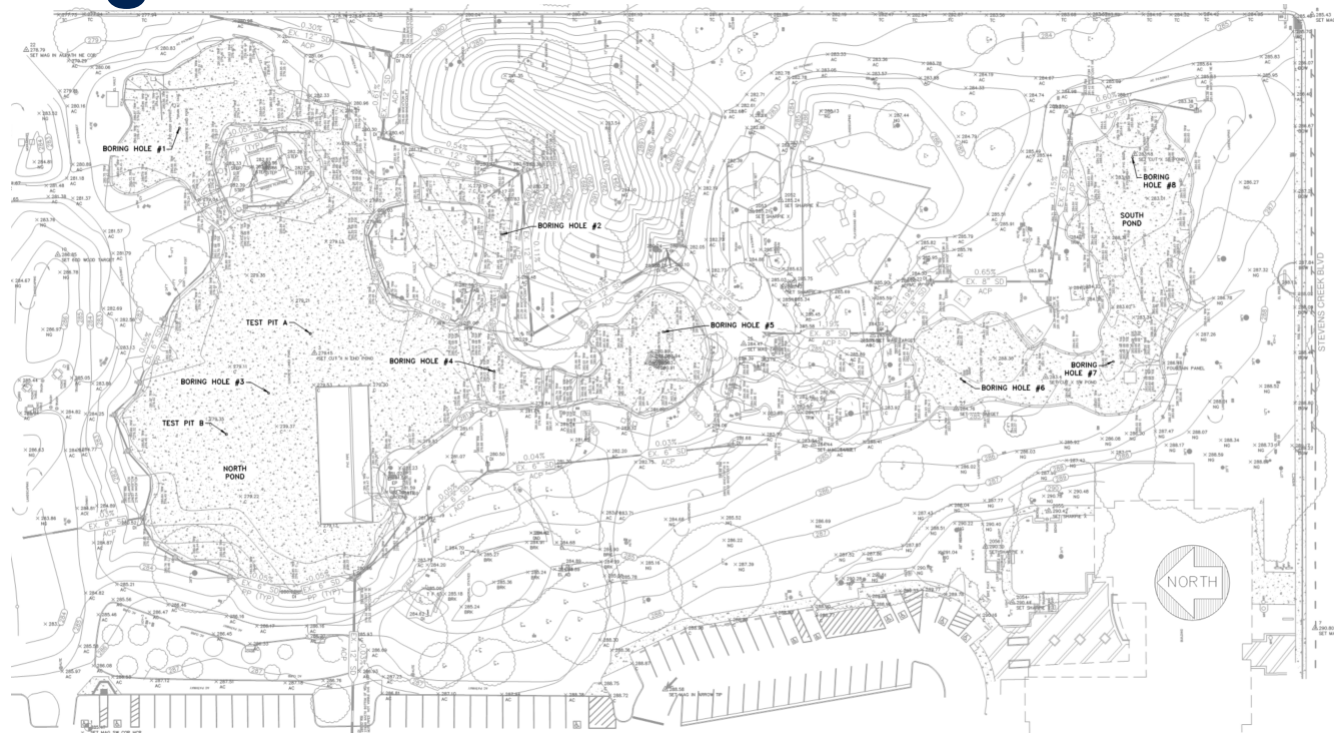


# Existing Conditions

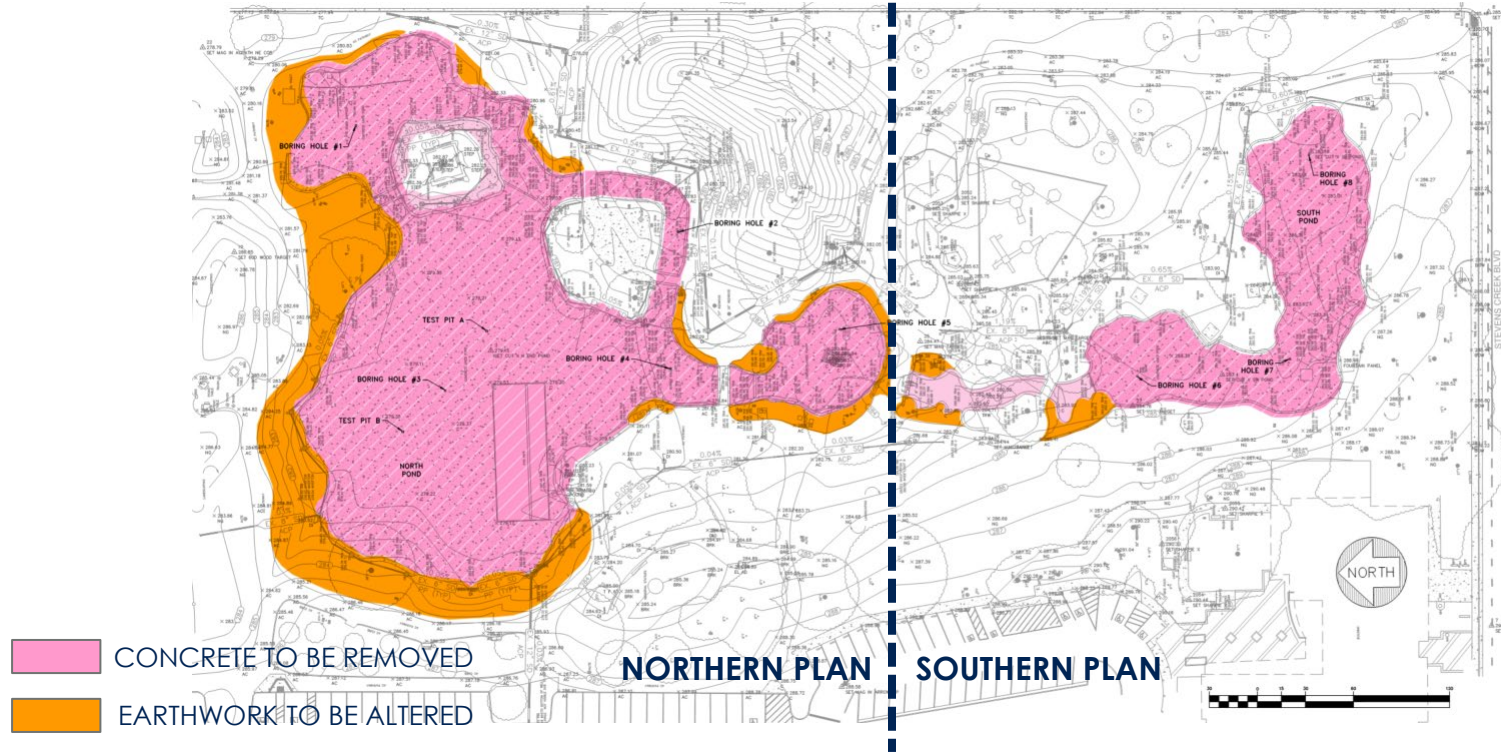




# Existing site



# Demolition Plan - Overall



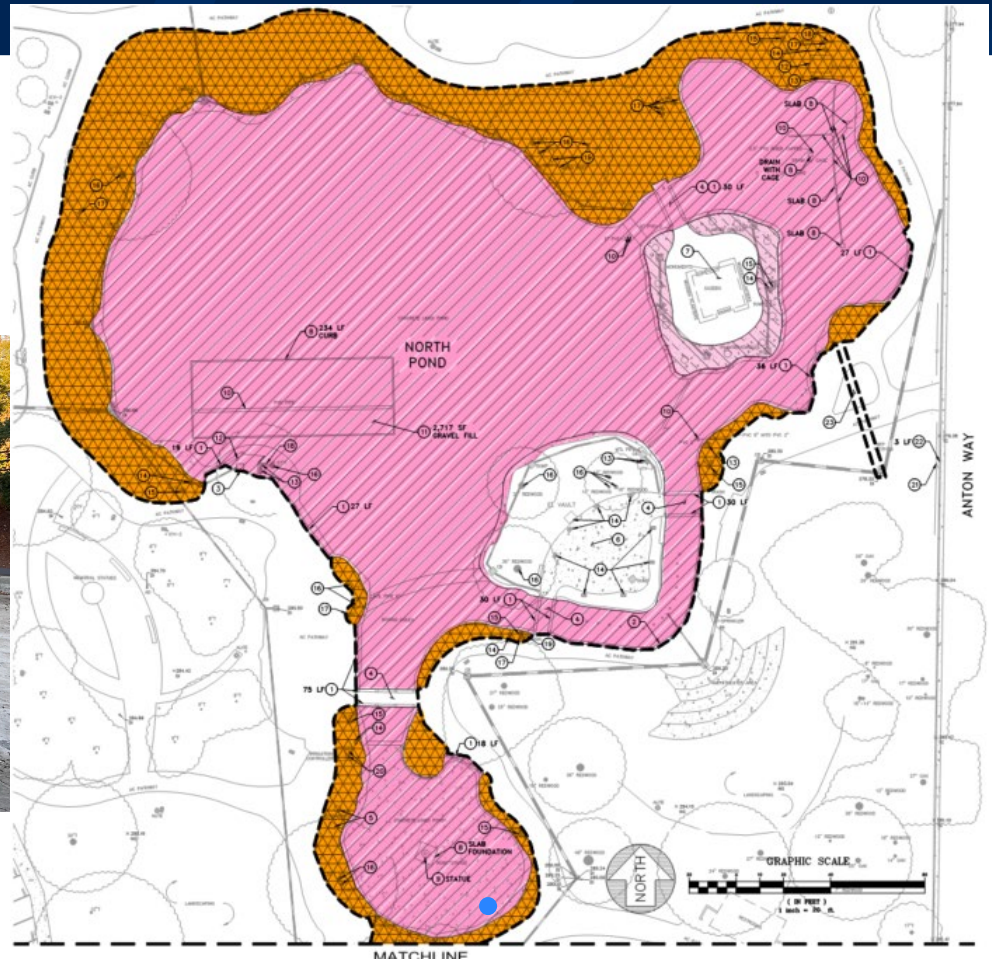


# Demolition Plan

## NORTHERN PLAN



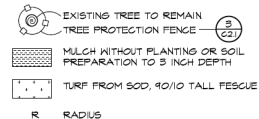
-  CONCRETE TO BE REMOVED
-  EARTHWORK TO BE ALTERED



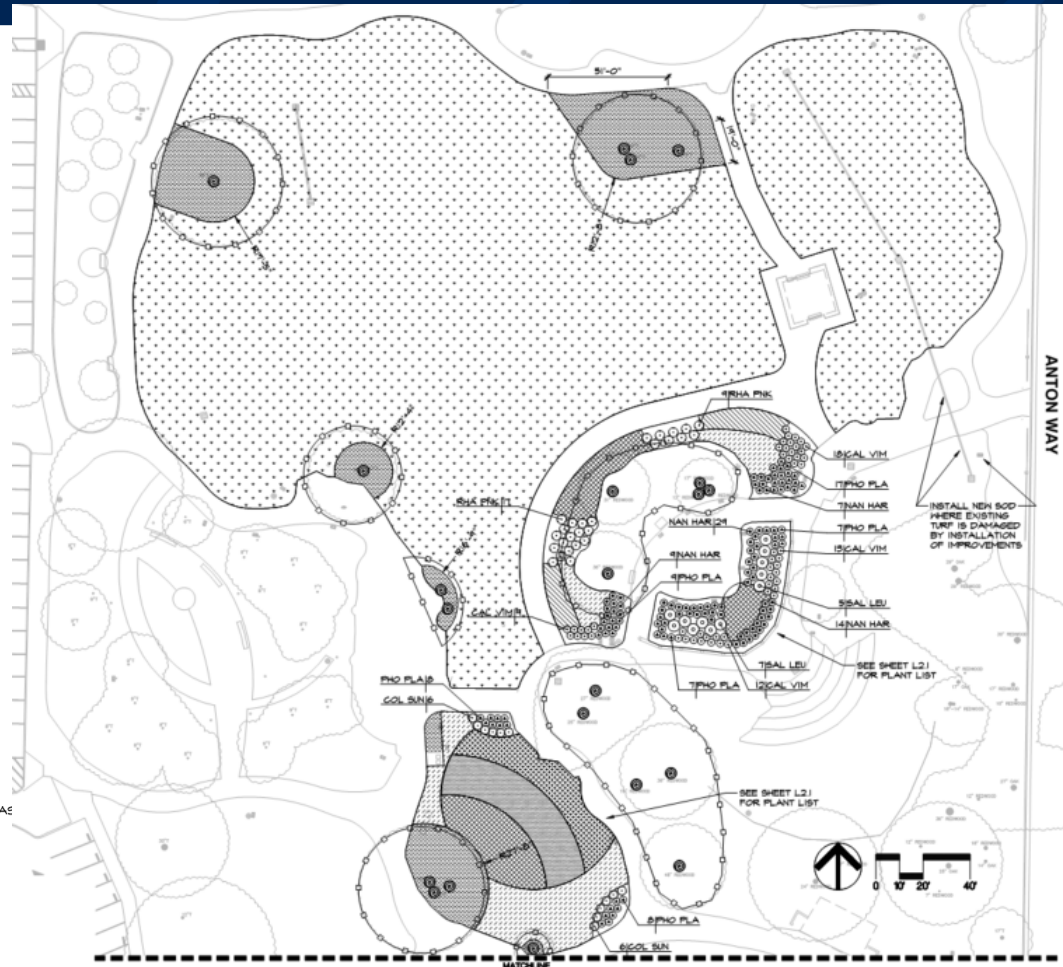
# Planting Plan

## NORTHERN PLAN

### PLANTING LEGEND



	ACACIA REDOLENS 'LOW BOY' / LOW BOY BANK CATCLAW
	CISTUS SALVIFOLIUS 'PROSTRATUS' / SAGELEAF ROCKROSE
	COPROSMA KIRKII / CREEPING MIRROR PLANT
	COTONEASTER DAMMERI 'LOWFAST' / LOWFAST BEARBERRY COTONEASTER
	JUNIPERUS HORIZONTALIS / CREEPING JUNIPER
	LANTANA MONTEVIDENSIS / PURPLE TRAILING LANTANA





# Demolition Plan

## SOUTHERN PLAN



-  CONCRETE TO BE REMOVED
-  EARTHWORK TO BE ALTERED













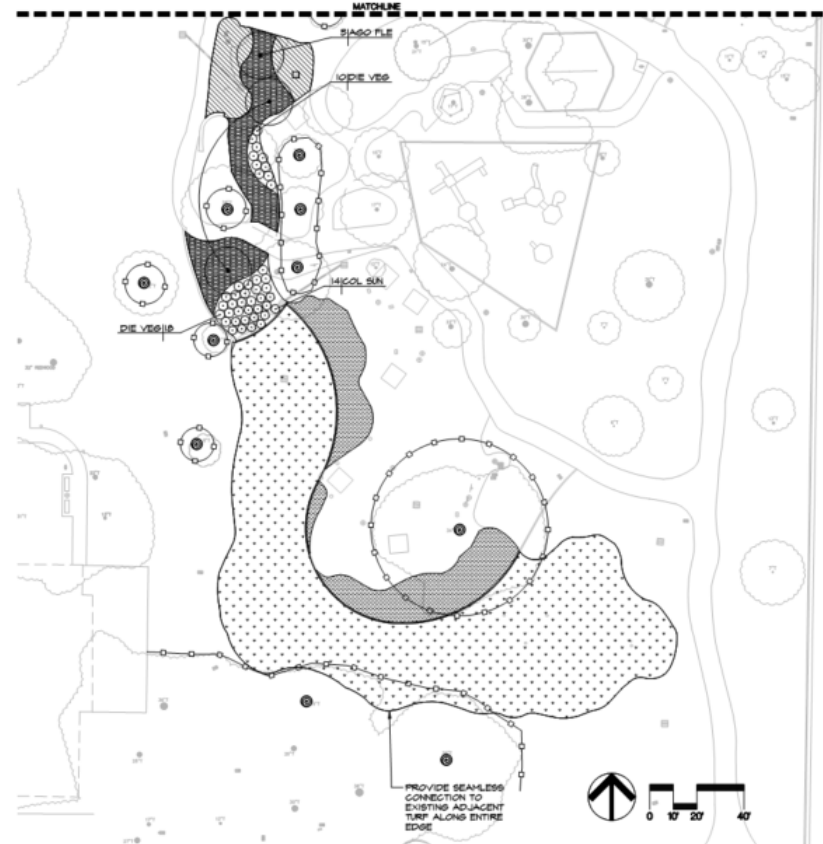


# Planting Plan

## SOUTHERN PLAN

### PLANTING LEGEND

-  EXISTING TREE TO REMAIN  
 TREE PROTECTION FENCE
-  MULCH WITHOUT PLANTING OR SOIL PREPARATION TO 5 INCH DEPTH
-  TURF FROM SOD, 90/10 TALL FESCUE
- R RADIUS
-  ACACIA REDOLENS 'LOW BOY' / LOW BOY BANK CATCLAW
-  GISTUS SALICIFOLIUS 'PROSTRATUS' / SAGELEAF ROCKROSE
-  COPROSMA KIRKII / CREEPING MIRROR PLANT
-  COTONEASTER DAMERI 'LOWFAST' / LOWFAST BEARBERRY COTONEASTER
-  JUNIPERUS HORIZONTALIS / CREEPING JUNIPER
-  LANTANA MONTEVIDENSIS / PURPLE TRAILING LANTANA



Thank You!



**CUPERTINO**

CC 06-07-2022

Item No. 37

City Hall Annex  
10455 Torre Avenue

Presentation

# City Hall Annex (10455 Torre Avenue)

## Study Session

June 07, 2022



# City Hall Annex Project

---

## Agenda

- Project Goals
- Project Background
- Financial Status
- Next Steps &  
Recommended Action



# Project Goals

## 10455 Torre Avenue Improvements



### **Proposed Scope:**

Program, plan and build facility improvements required for interim facility to accommodate staff while City Hall is remodeled, as well as the long-term use of this facility. The scope of work will include programming, planning, design, and construction.

**Proposed Budget:** \$3,000,000



# City Hall Annex – Project Objectives

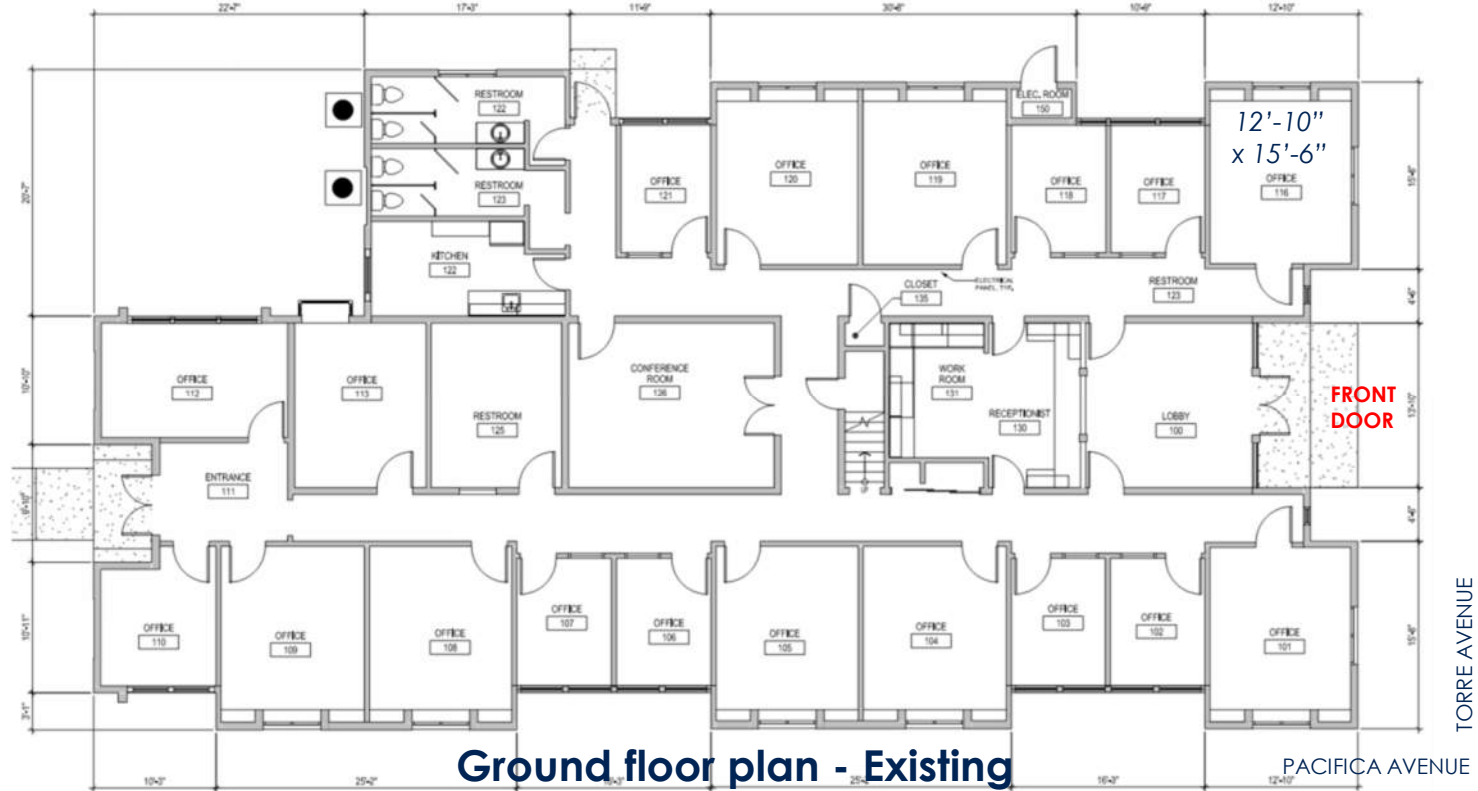
- Provide an **Open Plan** layout that allows for the greatest flexibility for future uses: an energy efficient, well-lit, seismically strong, easily accessible, flexible white box.
- **Program, Design and Construct** improvements required for an interim facility to accommodate City Hall staff, including housing a temporary EOC and Video division.
- Bring the building into **Code Compliance** with current building codes, including structural, energy and ADA/accessibility code requirements. Address lead paint, thermal envelope, and outdated HVAC/infrastructure issues.
- Where economically feasible, improve the **Energy Efficiency** of the building, both short and long term.





# Project Background

# City Hall Annex: Current status



# City Hall Annex: Current status





# City Hall Annex: Current status

Office



Hall



Reception desk



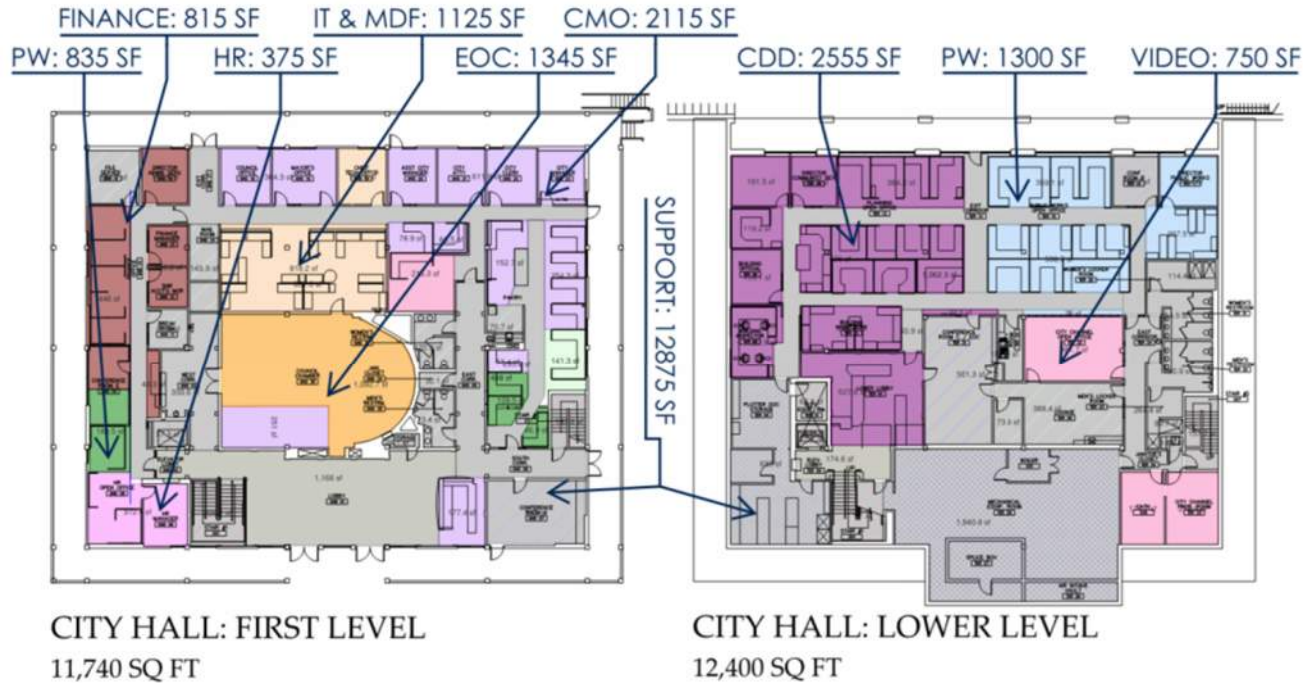
Reception lobby



# City Hall Annex: Current status



# City Hall Annex: Programming



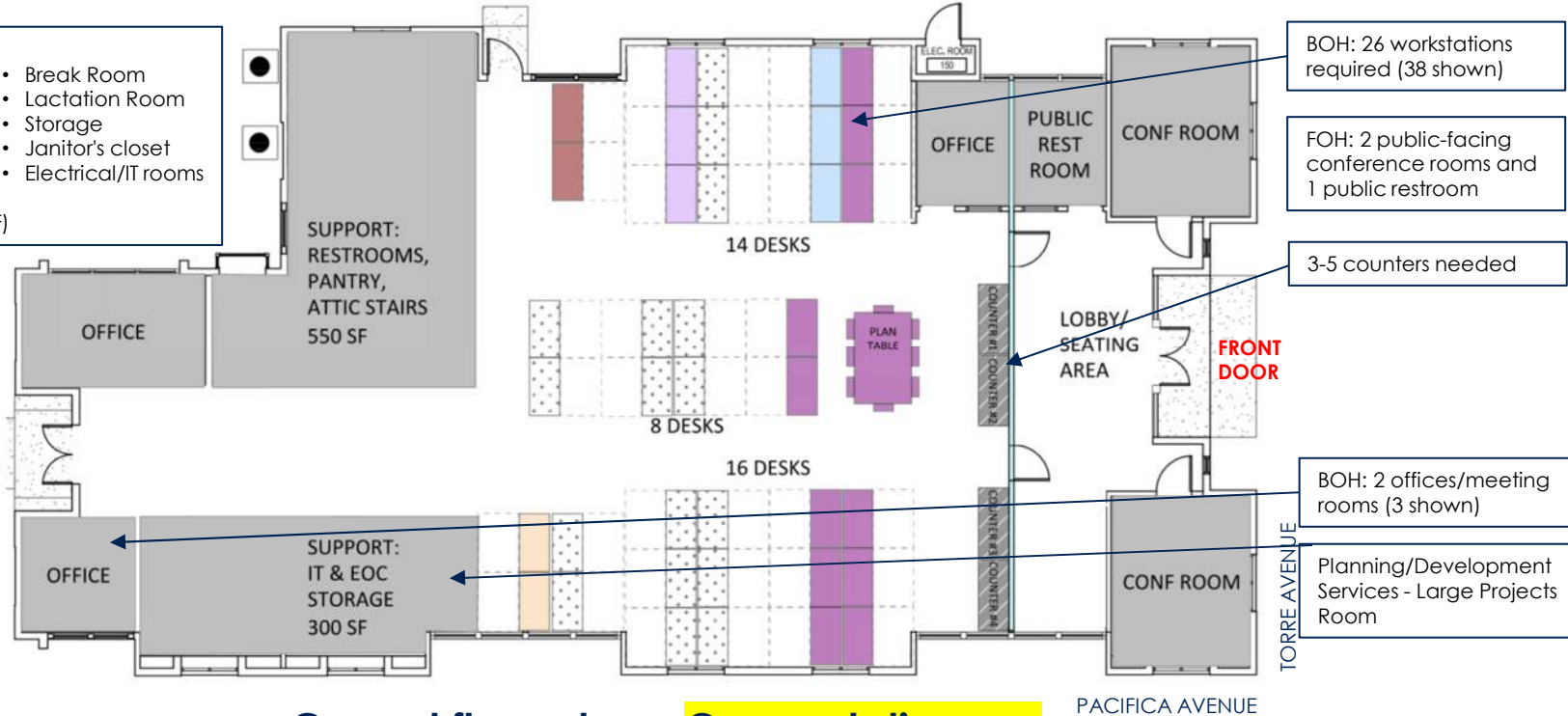
• CITY HALL: 24,140 SQ FT TOTAL •

# City Hall Annex: Program

BOH: spaces required:

- Stairs
- IT Supplies (attic)
- Printer/Copy Room
- Restrooms
- Break Room
- Lactation Room
- Storage
- Janitor's closet
- Electrical/IT rooms

-(approximately 1200 SF)



Ground floor plan – **Concept diagram**

PACIFICA AVENUE

TORRE AVENUE





# Financial Status



# City Hall Annex – Financial Status

- Project funding: **\$3,025,000** (\$3,000,000 FY21-22 CIP program + \$25,000 transfer at Q3)
- Services encumbered to date: Project Management (limited), HazMat survey, As-Built drawings, Topographic Survey
- Funding remaining: **\$2,942,440**
- **Design Team services contract** encumbrance is \$508,502 (\$443,480 contract + 15% contingency)



# Next Steps & Recommended Action

# City Hall Annex – Next Steps

- Award Contract for Design Services
- Initiate Programming and Code Compliance due diligence
- Develop Schematic Design – review with CMO/City Council
- Continue with Design (8-12 months) & Construction (6-9 months) phases.

# City Hall Annex – Recommended Action

1. Authorize the City Manager to execute a Design Professional Services Agreement between the City and DIALOG Design LP to provide design services for the City Hall Annex in the amount of \$443,480; and
2. Authorize the Director of Public Works to execute any necessary services or change orders, up to a contingency amount of \$65,022 (15% of base services,) for a total appropriation of \$508,502.

Thank You!



CUPERTINO

CC 06-07-2022

Item No. 38

Fiscal Year 2022-23 Final  
Budget Adoption

Presentation

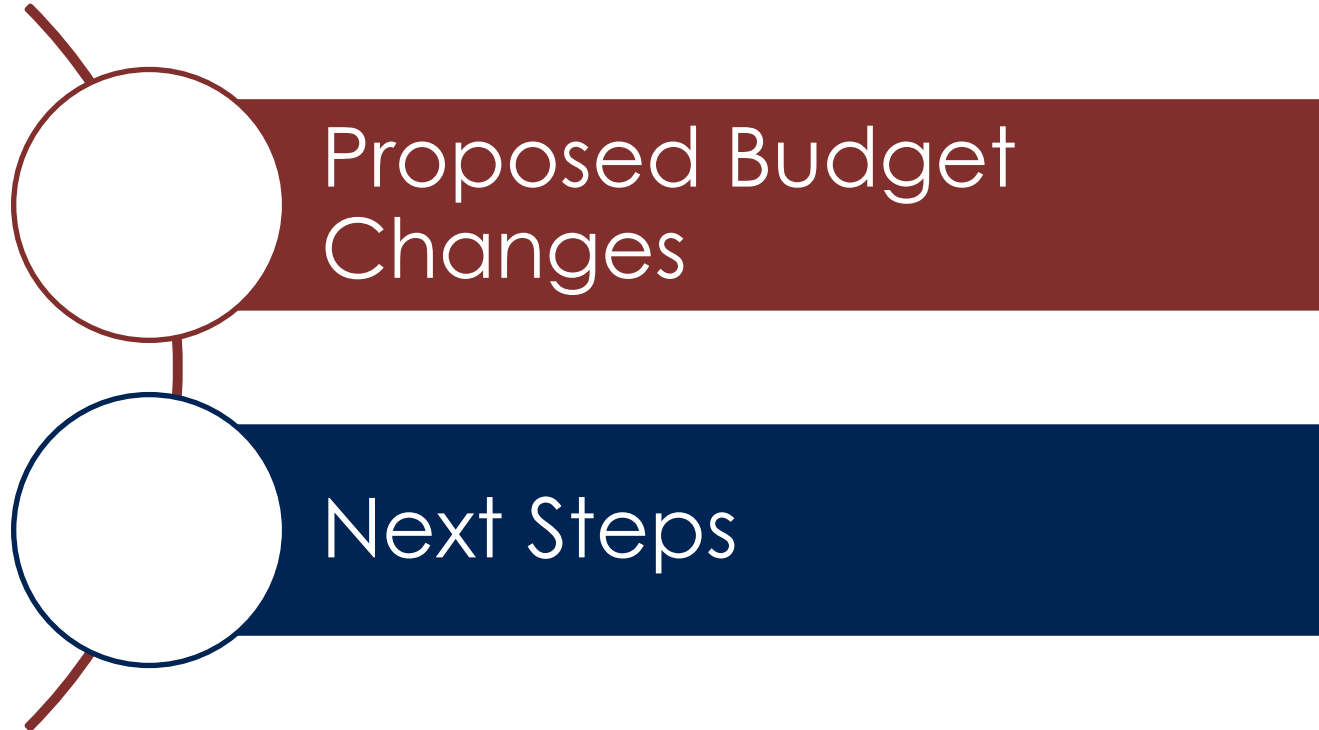
# Fiscal Year 2022-23 Final Budget Adoption

June 7, 2022



**CITY OF  
CUPERTINO**

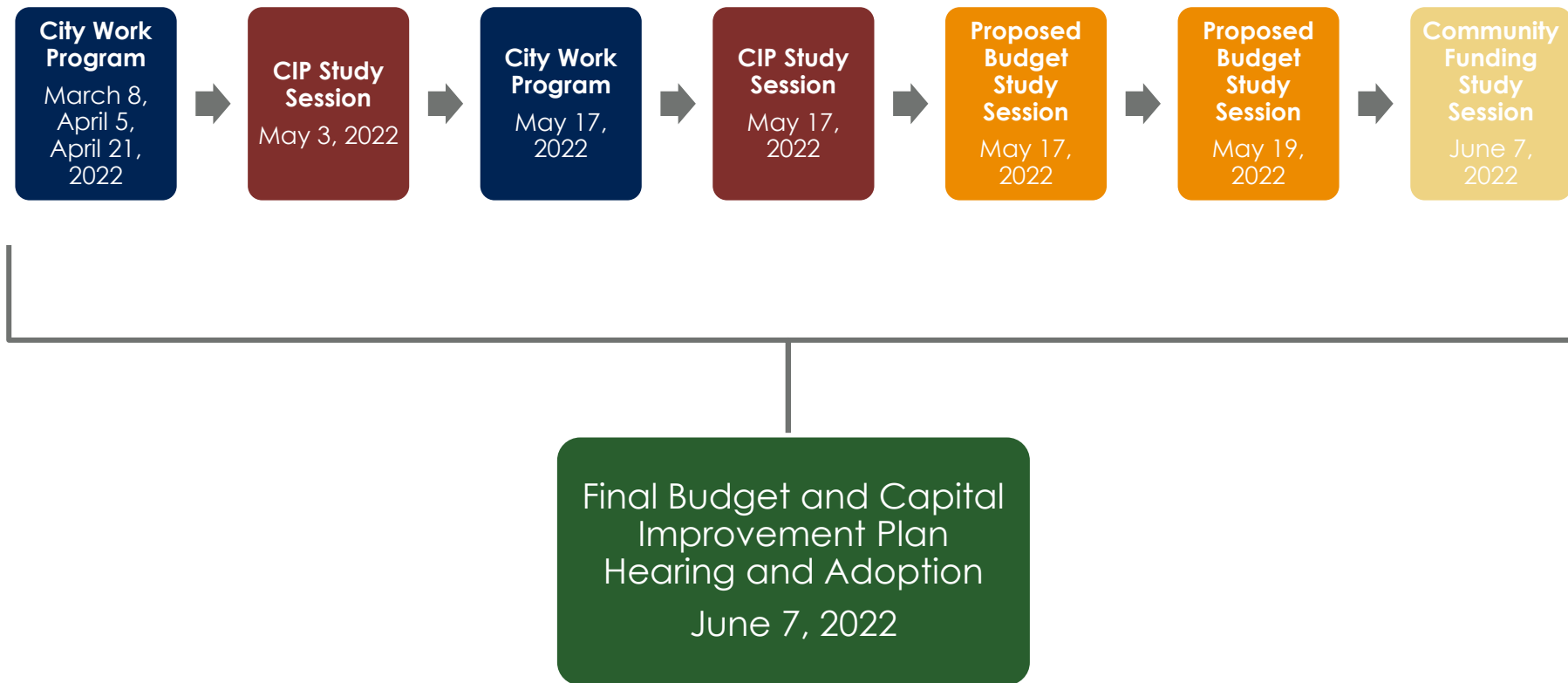
# Agenda





# Proposed Budget Changes

# Timeline



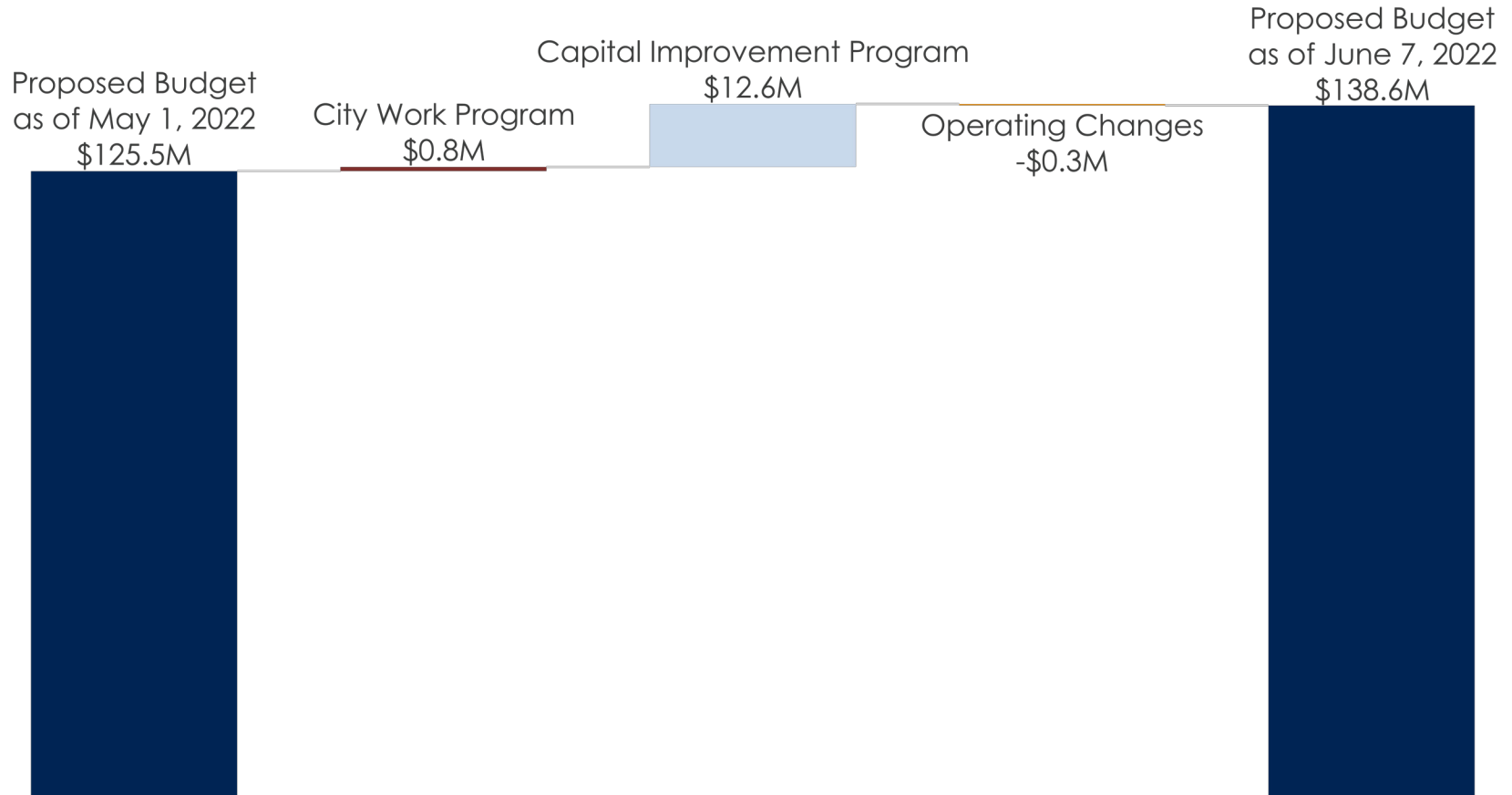
# Proposed Budget Changes

Fund	Proposed Expenditures as of May 1, 2022	City Work Program	Capital Improvement Program	Operating Changes	Proposed Expenditures as of June 7, 2022
General Fund	92,962,965	736,500 <sup>1</sup>	-	390,353	94,089,818
Special Revenue Funds	11,219,109	25,000	-	-	11,244,109
Debt Service Funds	2,675,800	-	-	-	2,675,800
Capital Projects Funds	175,000	-	12,243,600 <sup>2</sup>	-	12,418,600
Enterprise Funds	8,979,731	-	373,600	-	9,353,331
Internal Service Funds	9,449,252	82,500	-	(669,046)	8,862,706
<b>Total All Funds</b>	<b>\$125,461,857</b>	<b>\$844,000</b>	<b>\$12,617,200</b>	<b>\$(278,693)</b>	<b>\$138,644,364</b>

<sup>1</sup> Includes transfers out of \$107,500 from the General Fund

<sup>2</sup> Includes transfers out of \$4,308,600 from the Capital Reserve

## Proposed Budget Changes



## Items for Final Budget Hearing – Operating Changes

Description	Revenue	Expense	Fund Balance
<b>GENERAL FUND</b>			
Addition of Assistant City Manager Position	-	386,988	(386,988)
Addition of Legislative Aide (Management Analyst) Position	-	183,365	(183,365)
Removal of Economic Development Fuse Fellow	-	(180,000)	180,000
<b>TOTAL GENERAL FUND</b>	<b>-</b>	<b>390,353</b>	<b>(390,353)</b>
<b>SPECIAL REVENUE FUNDS</b>			
Increase SB 1 (Gas Tax) Revenue Estimate	348,427	-	348,427
<b>TOTAL SPECIAL REVENUE FUNDS</b>	<b>348,427</b>	<b>-</b>	<b>348,427</b>
<b>INTERNAL SERVICE FUNDS</b>			
Removal of Fixed Assets Requests (Vehicle and Equipment Replacement)	-	(669,046)	669,046
<b>TOTAL INTERNAL SERVICE FUNDS</b>	<b>-</b>	<b>(669,046)</b>	<b>669,046</b>
<b>TOTAL ALL FUNDS</b>	<b>\$348,427</b>	<b>\$(278,693)</b>	<b>\$627,120</b>

## Items for Final Budget Hearing – Capital Improvement Program

Project	Revenue	Expense	Fund Balance
<b>CAPITAL PROJECTS FUNDS</b>			
Blackberry Farms Pools Splash Pad	-	500,000	(500,000)
City Hall Renovation/ Replacement and Library Parking Garage: Design and Construction	-	4,000,000	(4,000,000)
City Lighting LED improvements	-	1,300,000	(1,300,000)
De Anza Blvd Buffered Bike Lanes	-	525,000	(525,000)
Jollyman All-Inclusive Play Area: Adult-Assistive Bathroom Facility	-	850,000	(850,000)
Stockmeir, Bryne and Blesch: Inspection Reports and Analysis	-	90,000	(90,000)
ADA Improvements (Category 2 – Multi-Year Funding)	-	95,000	(95,000)
Annual Playground Replacement (Category 2 – Multi-Year Funding)	-	300,000	(300,000)
Park Amenity Improvements (Category 2 – Multi-Year Funding)	-	200,000	(200,000)
Street Light Installation – Annual Infill (Category 2 – Multi-Year Funding)	-	75,000	(75,000)
Transfer to Capital Projects Funds and Enterprise Funds	3,935,000	4,308,600	(373,600)
<b>TOTAL CAPITAL PROJECTS FUNDS</b>	<b>3,935,000</b>	<b>12,243,600</b>	<b>(8,308,600)</b>
<b>ENTERPRISE FUNDS</b>			
Blackberry Farm Golf Renovation / Alternative Use Study	-	23,600	(23,600)
Major Recreation Facilities: Use and Market Analysis	-	350,000	(350,000)
Transfer in from Capital Projects Funds	373,600	-	-
<b>TOTAL ENTERPRISE FUNDS</b>	<b>373,600</b>	<b>373,600</b>	<b>-</b>
<b>TOTAL ALL FUNDS</b>	<b>\$4,308,600</b>	<b>\$12,617,200</b>	<b>\$(8,308,600)</b>

## Items for Final Budget Hearing – Capital Improvement Program (Updated Recommendation)

Project	Revenue	Expense	Fund Balance
<b>CAPITAL PROJECTS FUNDS</b>			
<del>Blackberry Farms Pools Splash Pad</del>	-	500,000	{500,000}
<del>City Hall Renovation/ Replacement and Library Parking Garage: Design and Construction</del>	-	4,000,000	{4,000,000}
City Lighting LED improvements	-	1,300,000	(1,300,000)
De Anza Blvd Buffered Bike Lanes	-	525,000	(525,000)
Jollyman All-Inclusive Play Area: Adult-Assistive Bathroom Facility	-	850,000	(850,000)
Stocklmeir, Bryne and Blesch: Inspection Reports and Analysis	-	90,000	(90,000)
ADA Improvements (Category 2 – Multi-Year Funding)	-	95,000	(95,000)
Annual Playground Replacement (Category 2 – Multi-Year Funding)	-	300,000	(300,000)
Park Amenity Improvements (Category 2 – Multi-Year Funding)	-	200,000	(200,000)
Street Light Installation – Annual Infill (Category 2 – Multi-Year Funding)	-	75,000	(75,000)
<del>Transfer to Enterprise Funds</del>	-	23,600	(23,600)
<b>TOTAL CAPITAL PROJECTS FUNDS</b>	-	<b>3,458,600</b>	<b>(3,458,600)</b>
<b>ENTERPRISE FUNDS</b>			
Blackberry Farm Golf Renovation / Alternative Use Study	-	23,600	(23,600)
<del>Major Recreation Facilities: Use and Market Analysis</del>	-	350,000	{350,000}
Transfer in from Capital Projects Funds	23,600	-	23,600
<b>TOTAL ENTERPRISE FUNDS</b>	<b>23,600</b>	<b>23,600</b>	<b>-</b>
<b>TOTAL ALL FUNDS</b>	<b>\$23,600</b>	<b>\$3,482,200</b>	<b>\$(3,458,600)</b>

## Items for Final Budget Hearing – City Work Program

Project	Revenue	Expense	Fund Balance
<b>GENERAL FUND</b>			
CWP - Analyze Potential Revenue Measures	-	50,000	(50,000)
CWP - Artwork at the Library/Exhibits/Poetry and Art Day	-	10,000	(10,000)
CWP - Bicycle Facilities	-	50,000	(50,000)
CWP - Community Engagement on Alternative Transportation and Parking	-	12,000	(12,000)
CWP - Cupertino Store Implementation	-	145,000	(145,000)
CWP - Electrification Study	-	50,000	(50,000)
CWP - Homeless Jobs Program	-	200,000	(200,000)
CWP - Integrated Plan for Community Engagement	-	30,000	(30,000)
CWP - Intergenerational Engagement	-	20,000	(20,000)
CWP - Safe Gun Storage Ordinance	-	12,000	(12,000)
CWP - Senior Strategy	-	35,000	(35,000)
CWP - Student Internship Program	-	15,000	(15,000)
Transfer to Special Revenue and Internal Service Funds	-	107,500	(107,500)
CWP - Lawson Middle School Bikeway (included in printed Proposed Budget)	-	-	-
CWP - Vision Zero (included in printed Proposed Budget)	-	-	-
CWP - Visitor Center (on hold until additional staff resources are allocated)	-	-	-
CWP - Youth Who Work (on hold until additional staff resources are allocated)	-	-	-
<b>TOTAL GENERAL FUND</b>	-	<b>736,500</b>	<b>(736,500)</b>



## Items for Final Budget Hearing – City Work Program (Continued)

Project	Revenue	Expense	Fund Balance
<b>SPECIAL REVENUE FUNDS</b>			
CWP - Housing Programs for De Anza College Students	-	25,000	(25,000)
Transfer in from General Fund	25,000	-	25,000
<b>TOTAL SPECIAL REVENUE FUNDS</b>	<b>25,000</b>	<b>25,000</b>	<b>-</b>
<b>CAPITAL PROJECTS FUNDS</b>			
CWP - Study Session on City-Owned Properties (included in CIP Budget)	-	-	-
<b>TOTAL CAPITAL PROJECTS FUNDS</b>	<b>-</b>	<b>-</b>	<b>-</b>
<b>ENTERPRISE FUNDS</b>			
CWP - Blackberry Farm Golf Course Needs Assessment (included in CIP Budget)	-	-	-
<b>TOTAL ENTERPRISE FUNDS</b>	<b>-</b>	<b>-</b>	<b>-</b>
<b>INTERNAL SERVICE FUNDS</b>			
CWP - Cybersecurity Public Education	-	7,500	(7,500)
CWP - Hybrid Meeting for City Council and Commission Meetings	-	15,000	(15,000)
CWP - License Plate Readers	-	60,000	(60,000)
Transfer in from General Fund	82,500	-	82,500
<b>TOTAL INTERNAL SERVICE FUNDS</b>	<b>82,500</b>	<b>82,500</b>	<b>-</b>
<b>TOTAL ALL FUNDS</b>	<b>\$107,500</b>	<b>\$844,000</b>	<b>\$(736,500)</b>

# Next Steps

# Next Steps

- FY 2022-23
  - Adopted Budget Published July/Aug 2022
  - First Quarter Report Nov 2022

# Questions?



CUPERTINO

CC 06-07-2022

Item No. 39

Renewal o Stormwater  
Parcel Fees FY 2022-23

Presentation

# **Renewal of Stormwater Parcel Fees for FY22-23**

**June 7, 2022**



**CUPERTINO**

# **Two Stormwater Fees support compliance with Municipal Regional Permit and maintenance of City storm drainage infrastructure**

- **1992 Storm Drainage Charge**
  - \$12/single family parcel;
  - \$144/acre for commercial/apartments/industrial parcels;
  - \$36/acre for unimproved parcel
- **2019 Clean Water and Storm Protection Fee**

# • 2019 Clean Water and Storm Protection Fee

Land Use Category		Fee
<b>Single Family Residential*</b>		
	Small ( <i>under 0.13 acre</i> )	\$ 36.58 per parcel
	Medium ( <i>0.13 - 0.22 acre</i> )	\$ 44.42 per parcel
	Large ( <i>0.23 - 0.40 acre</i> )	\$ 55.58 per parcel
	Extra Large ( <i>over 0.40 acre</i> )	\$ 106.42 per parcel
	Condo 1 (1 story)	\$ 36.58 per parcel
	Condo 2 (2+ stories)	\$ 11.99 per parcel
<b>Non-Single-Family Residential**</b>		
	Multi-Family Residential	\$ 30.88 per 0.1 acre
	Commercial/Retail/Industrial	\$ 40.38 per 0.1 acre
	Office	\$ 30.88 per 0.1 acre
	Church/Institutional	\$ 26.13 per 0.1 acre
	School (w/playfield)	\$ 19.00 per 0.1 acre
	Park	\$ 7.13 per 0.1 acre
	Vacant	\$ 2.38 per 0.1 acre
	Open Space/Agricultural	no charge
<b>Low Impact Development Adjustment***</b>		25% Fee Reduction

\*Single-Family Residential (SFR) category also includes du-tri-and four-plex units

\*\*Non-SFR parcels are charged per the tenth of an acre or portion thereof

\*\*\*Low Impact Development Adjustment only applies to condominium and non-SFR



# Funded Activities



## **No increase recommended for FY22-23**

- FY20-21 expenses came in under budget and just under received revenues
- FY21-22 actuals projected to come in above expected revenues.
- FY 22-23 budget projected to be above revenues.
- Environmental Management/Clean Creeks Special Revenue Fund (Fund 230) has a balance to make up the difference.

## **New 5-year Permit (MRP 3.0) Adopted in May, Effective July 1, 2022**

- More building projects to review for Low Impact Development requirements starting July 2023
- Increased Green Stormwater Infrastructure req's
- PCBs and Mercury controls – plan required
- 3 new sections:
  - Cost reporting starting FY 24-25
  - Asset Management Plan
  - Unsheltered Homeless Populations

# MRP 3.0: Changes to Provisions

Topic Specific		Pollutant Specific		Monitoring/Reporting	
C.2 Municipal Operations	C.6 Construction Site Controls	C.9 Pesticides Toxicity Control	C.13 Copper Controls	C.8 Water Quality Monitoring	C.21 Asset Management
C.3 New Development and Redevelopment	C.7 Public Information and Outreach	C.10 Trash Load Reduction	C.14 Bacteria Controls	C.20 Cost Reporting	
C.4 Industrial/Commercial Site Controls	C.15 Exempted and Conditionally Exempted Discharges	C.11/12 PCB and Mercury Controls			
C.5 Illicit Discharge Controls	C.17 Unsheltered Homeless Populations				

	Minor changes
	Significant changes
	New provision



## Rebates and Cost-Share - Update

- Rain gardens, rain barrels, cisterns - \$12,500 budget
  - Partner with Valley Water
- Permeable pavement (driveways) - \$12,500 budget
  - Currently \$3/sf, \$1800 max
  - Rebate amount was raised in 2021. One project applied and received \$1434.
- Cost-share of 20% available to low-income property owners to reduce the parcel fee – 231 so far

# Audit and Review

- Nonpoint Source Program expenses and revenues were subjected to external audit for FY20-21 during City's usual audit schedule.
- A new Agreed-Upon Procedures (AUP) audit was established and performed for calendar year 2020. Calendar year 2021 and 2022 will be presented for review by Audit Committee before next cycle.

# Tonight's Recommended Actions

- 1. Adopt Resolution No. 22-XXX approving the renewal and collection of the 1992 storm drain fee with no increase in rates for fiscal year 2022-2023; and
- 2. Adopt Resolution No. 22-XXX approving the renewal and collection of the 2019 Clean Water and Storm Protection Fee with no increase in rates for fiscal year 2022-2023.

# Questions?

