



**FIRE DEPARTMENT
SANTA CLARA COUNTY**



14700 Winchester Blvd., Los Gatos, CA 95032-1818
(408) 378-4010 • (408) 378-9342 (fax) • www.sccfd.org

February 8, 2019

Cupertino Public Safety Commission
10300 Torre Avenue
Cupertino, CA 95014

Subject: Fire Report for January 2019

To Whom It May Concern:

The January 2019 fire reports for the Cupertino Public Safety Commission are enclosed.

Significant Events (Last Month): Significant events for last month include:

19-0050012: Structure Fire: This event was a structure fire involving a gas station in the 19000 block of Stevens Creek Boulevard. No injuries to responders or civilians were reported. The fire caused an estimated \$125,000 in damages and the cause is under investigation.

1. Situation Found (Last Month): This table provides the volume and percentage of all code two and three calls by incident category.

2. Average Response Times Analysis (Last Month): This table provides the average response times and call volumes into each station's area, categorized by urban or rural zoning of the incident location. Also included are average response times by all CUP units.

3. Incident Counts by Month (YTD): This bar chart shows the total of all code two and three calls for each month in the current year to date.

4. Incident Counts by Year (YTD): This bar chart shows the total of all code two and three calls for the last four years, from January 1 to last month's end, for each year.

5. Dollar Loss by Year (YTD): This bar chart shows the total of all dollar losses for the last four years, from January 1 to last month's end, for each year.

6. Community Education Events (Last Month): This table shows the total number of events, personnel, and attendees at educational events.

7. Incident Types (Last Month): This pie chart provides a breakdown of the number of calls by incident category.

Please let me know if you have any questions about the data contained in this report.

Sincerely,

Brian A. Glass

Brian Glass
Deputy Chief

Enclosures

c: Tony Bowden, Fire Chief

Organized as the Santa Clara County Central Fire Protection District

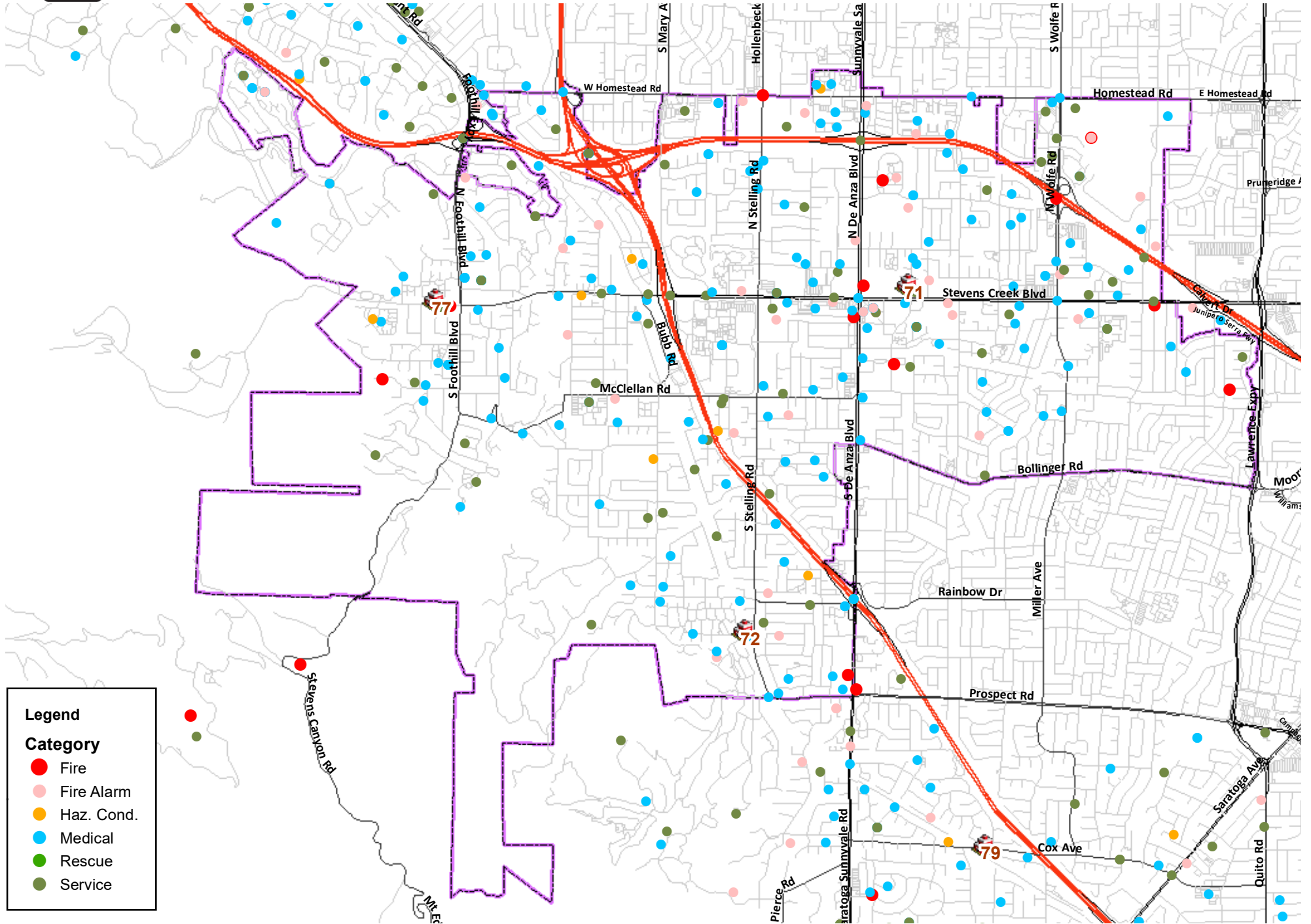
Serving Santa Clara County and the communities of Campbell, Cupertino, Los Altos,
Los Altos Hills, Los Gatos, Monte Sereno, Morgan Hill, and Saratoga

BG:kr



January 2019 Incident Snapshot Map

City of Cupertino



Legend

Category

- Fire
- Fire Alarm
- Haz. Cond.
- Medical
- Rescue
- Service



January 2019 Incident Snapshot

City of Cupertino

1) Situation Found

Incident Summary	Situation Found	%
EMS	201	60.91%
Service	65	19.70%
Fire Alarm	44	13.33%
Fire	12	3.64%
Structure	2	16.67%
Other	10	83.33%
Haz. Cond.	7	2.12%
Other	1	0.30%
Rescue	0	0.00%

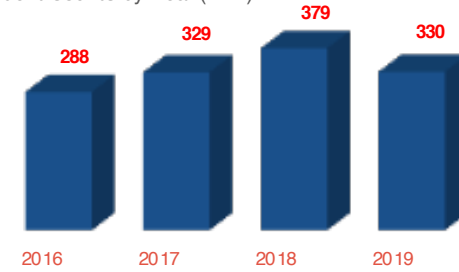
2) Average Response Times Analysis

By District	Urban		Rural	
	Avg Code 3 Resp Time	Volume	Avg Code 3 Resp Time	Volume
71 (CU)	04:25.0	85	N/A	N/A
72 (SS)	04:14.0	14	03:34.0	3
77 (MV)	04:13.0	37	05:00.0	23
By Unit	Urban		Rural	
E71	04:22.0	69	N/A	N/A
T71	04:25.0	15	N/A	N/A
E72	03:57.0	10	03:34.0	3
HM72	04:13.0	4	N/A	N/A
E77	04:25.0	32	04:45.0	21

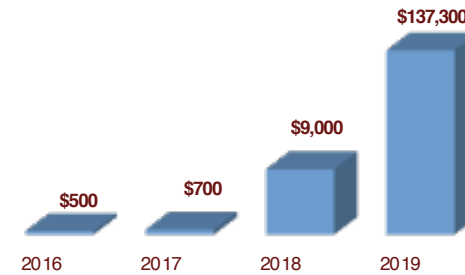
3) Incident Counts by Month (2019)



4) Incident Counts by Year (YTD)



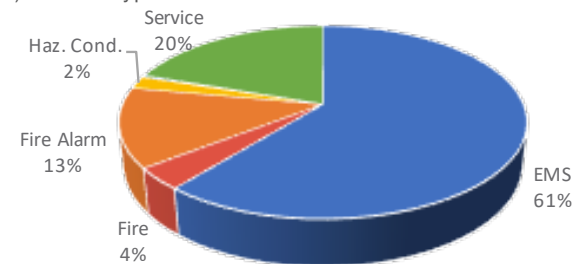
5) Dollar Loss by Year (YTD)



6) Community Education Events

	CUP
Events Held	7
Personnel	19
Attendees	82

7) Incident Types



Charts include totals for all response codes (code 3 = sirens and lights; code 2 = non-emergent).