

CC 04-02-2025

#8

MOU for Feasibility Study

Amended
Presentation

West Valley Cities Shelter Feasibility Memorandum of Understanding



CUPERTINO

Nicky Vu, Senior Housing Coordinator

April 2, 2025

Agenda



- Current gaps in service for the unhoused
- Obligations to state and legal implications
- West Valley Cities Should Feasibility MOU

Homelessness in Santa Clara County and the City of Cupertino

Measure of Homelessness	Santa Clara County	City of Cupertino
Point-in-Time Count, January 2023 (Results for the 2025 PIT Count will be available in late Spring 2025)	9,903 people were experiencing homelessness in Santa Clara County	48 people were experiencing homelessness in the City of Cupertino
	7,401 (75%) of them were unsheltered	48 (100%) of them were unsheltered

Background

- The City of Cupertino does not have a shelter available to the general public year-round
- Seasonal Shelter - Rotating Safe Car Park (two months)
- Special Needs Shelter - Maitri (DV Women's Shelter)

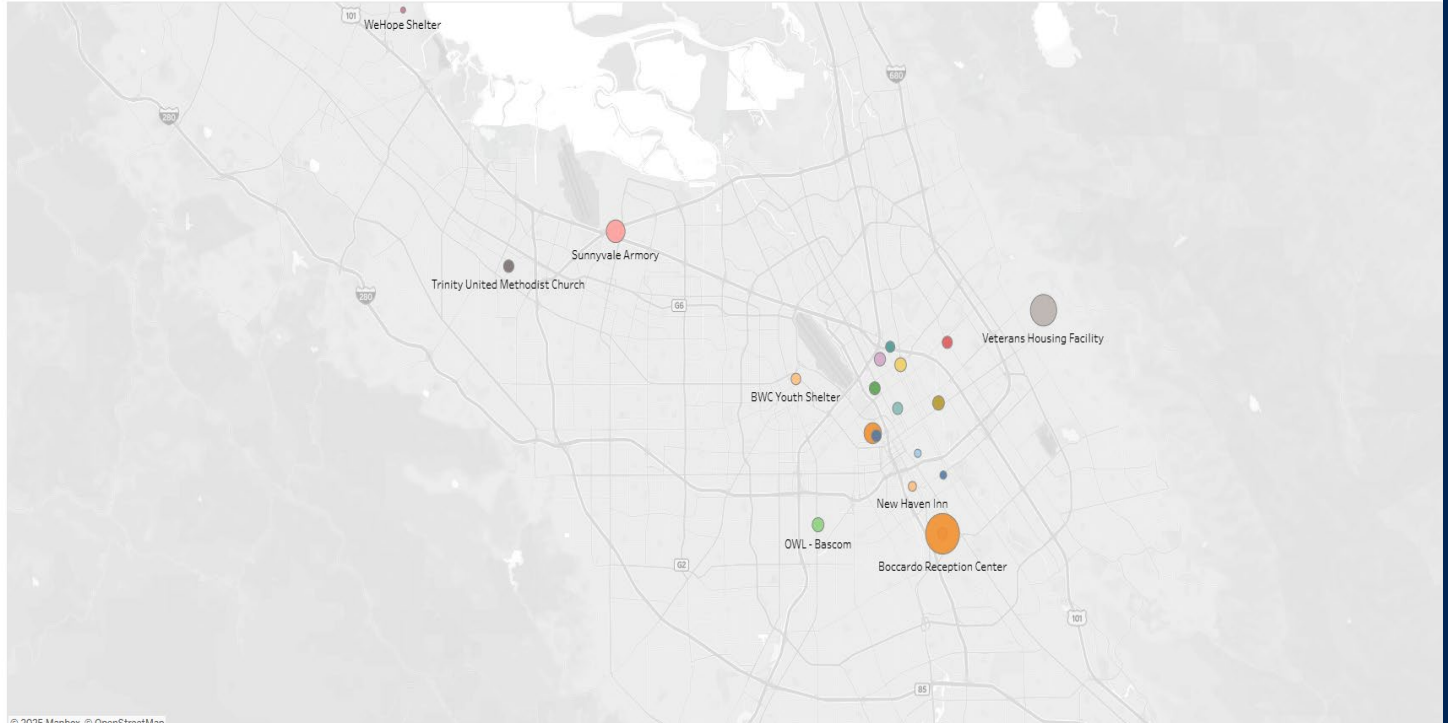
Types of Shelters

Type	Bed/Room	Services	Length of Stay
Seasonal Shelter	Bed	Maybe	Overnight
Emergency Shelter	Bed	Maybe	Overnight
Special Needs	Depends	Yes	Depends
Navigation Center	Bed	Yes	30-60 days
Temporary Housing/Non-Congregate Shelter	Room	Maybe	1-3 months
Transition Housing	Room	Yes	Up to 24 months
Permanent Supportive Housing	Room	Yes	Indefinite

Location of County Shelters

Santa Clara County Emergency Shelters

A map of emergency shelter locations in Santa Clara County. Hover your cursor over the sites to reveal more information about the sites, or filter by target population using the menu on the right. To pan the map, hold "shift" and then click and drag.



Legal and Fair Housing Concerns

- Recent and ongoing lawsuits (*Adom Ratner-Stauber v. City of Los Angeles*)
 - Rights of unhoused people on public land when shelter is not available
 - Rights of private property owners when unhoused people are forced off of public land
- Fair Housing (AB1304)
 - Appear impartial but result in segregative or exclusionary housing distribution
 - California Fair Housing law applies to all shelters

Housing Element

Strategy HE 5.1.1

- Emergency Shelters

Strategy HE 5.1.4

- Low Barrier Navigation Center and Supportive Housing

West Valley Shelter Feasibility Study

- Study the needs and feasibility of developing temporary housing and emergency shelter for the unhoused in the West Valley
- Campbell – Lead jurisdiction
- Cupertino, Saratoga, Los Gatos, Monte Sereno – Participating jurisdictions

Campbell's Responsibilities

- Procure, manage, and fund consultant agreement – Good City Company
- \$99,000

Cupertino's Responsibilities

- Participate in study, provide data
- Present findings to City Council upon completion (Aug 2025)
- \$0

Staff Recommendation

Authorize the City Manager to execute the Memorandum of Understanding for the West Valley Shelter Feasibility Study

CC 04-02-2025

#8

MOU for Feasibility Study

Presentation

West Valley Cities Shelter Feasibility Memorandum of Understanding



CUPERTINO

Nicky Vu, Senior Housing Coordinator

April 2, 2025

Agenda



- Current gaps in service for the unhoused
- Obligations to state and legal implications
- West Valley Cities Should Feasibility MOU

Homelessness in Santa Clara County and the City of Cupertino

Measure of Homelessness	Santa Clara County	City of Cupertino
Point-in-Time Count, January 2023 (Results for the 2025 PIT Count will be available in late Spring 2025)	9,903 people were experiencing homelessness in Santa Clara County	48 people were experiencing homelessness in the City of Cupertino
	7,401 (75%) of them were unsheltered	48 (100%) of them were unsheltered

Background

- The City of Cupertino does not have a shelter available to the general public year-round
- Seasonal Shelter - Rotating Safe Car Park (two months)
- Special Needs Shelter - Maitri (DV Women's Shelter)

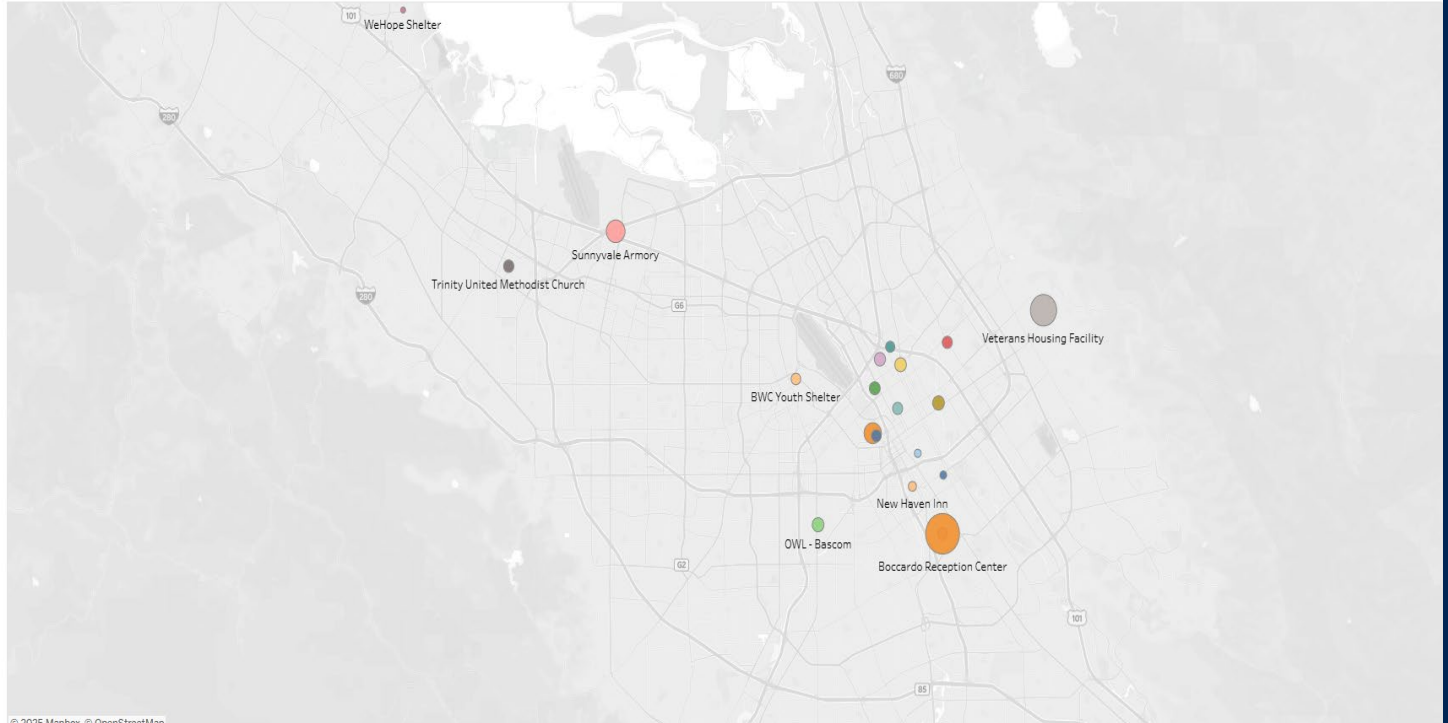
Types of Shelters

Type	Bed/Room	Services	Length of Stay
Seasonal Shelter	Bed	Maybe	Overnight
Emergency Shelter	Bed	Maybe	Overnight
Special Needs	Depends	Yes	Depends
Navigation Center	Bed	Yes	30-60 days
Temporary Housing/Non-Congregate Shelter	Room	Maybe	1-3 months
Transition Housing	Room	Yes	Up to 24 months
Permanent Supportive Housing	Room	Yes	Indefinite

Location of County Shelters

Santa Clara County Emergency Shelters

A map of emergency shelter locations in Santa Clara County. Hover your cursor over the sites to reveal more information about the sites, or filter by target population using the menu on the right. To pan the map, hold "shift" and then click and drag.



Legal and Fair Housing Concerns

- Recent and ongoing lawsuits (*Adom Ratner-Stauber v. City of Los Angeles*)
 - Rights of unhoused people on public land when shelter is not available
 - Rights of private property owners when unhoused people are forced off of public land
- Fair Housing (AB1304)
 - Appear impartial but result in segregative or exclusionary housing distribution
 - California Fair Housing law applies to all shelters

Housing Element

Strategy HE 5.1.1

- Emergency Shelters

Strategy HE 5.1.4

- Low Barrier Navigation Center and Supportive Housing

West Valley Shelter Feasibility Study

- Study the needs and feasibility of developing temporary housing and emergency shelter for the unhoused in the West Valley
- Campbell – Lead jurisdiction
- Cupertino, Saratoga, Los Gatos, Monte Sereno – Participating jurisdictions

Campbell's Responsibilities

- Procure, manage, and fund consultant agreement – Good City Company
- \$99,000

Cupertino's Responsibilities

- Participate in study, provide data
- Present findings to City Council upon completion (Aug 2025)
- \$0

Staff Recommendation

Authorize the City Manager to execute the Memorandum of Understanding for the West Valley Shelter Feasibility Study

CC 04-02-2025

#10

CIP FY25-26 and 5-Year Plan

Presentation

CAPITAL IMPROVEMENT PROGRAMS **FY25-26 and 5-YEAR PLAN**

City Council meeting
April 2, 2025



CUPERTINO

Tonight's Action

Subject: Fiscal Year 2025-2026 Capital Improvement Programs and Five-year Plan.

Recommended Action: Receive presentation and provide input on the development of the proposed Fiscal Year 2025-2026 Capital Improvement Programs and Five-year Plan.

CIP webpage

For more detail on the status of current CIP projects, refer to the CIP page found under Public Works

Navigation: *Cupertino.gov > Your City > Departments > Public Works > Capital Improvement Programs Projects*

Capital Improvement Programs Projects



Capital Improvement Programs (CIP) projects are city-funded improvements to city land, parks, building and infrastructure. A Capital Improvement is a project that enhances the unit of property, restores or prolongs the useful life of the unit of property, or adapts the property to a new or different use. Capital Improvements are assets that are capitalized each year, routine maintenance projects are not. The CIP is a multi-year plan that identifies, plans and implements improvements over time, accounting for budgetary and staffing constraints, as well as ongoing facility and infrastructure needs.

How do we prioritize/rank the CIP projects?

- Repair or upgrading necessary to protect public Health and Safety take highest priority.
- Council Priorities, Commission suggestions and Community input.
- Subsequent phases of existing projects.
- Master Plans and General Plan have many stated goals and policies that affect the generation of CIP projects.
- Fiscally responsible use of City resources, including staff time and funding. If projects have secured (or could secure) outside funding, that is also considered.

Projects +

CIP Dashboard +

Engage Cupertino +

CIP Books +

Other Resources +

Contact Us

Capital Improvement Programs
Phone: 408.777.3354
capitalprojects@cupertino.gov

City of Cupertino Notifications Signup

[E-Notification Signup](#)

FY25-26 CIP

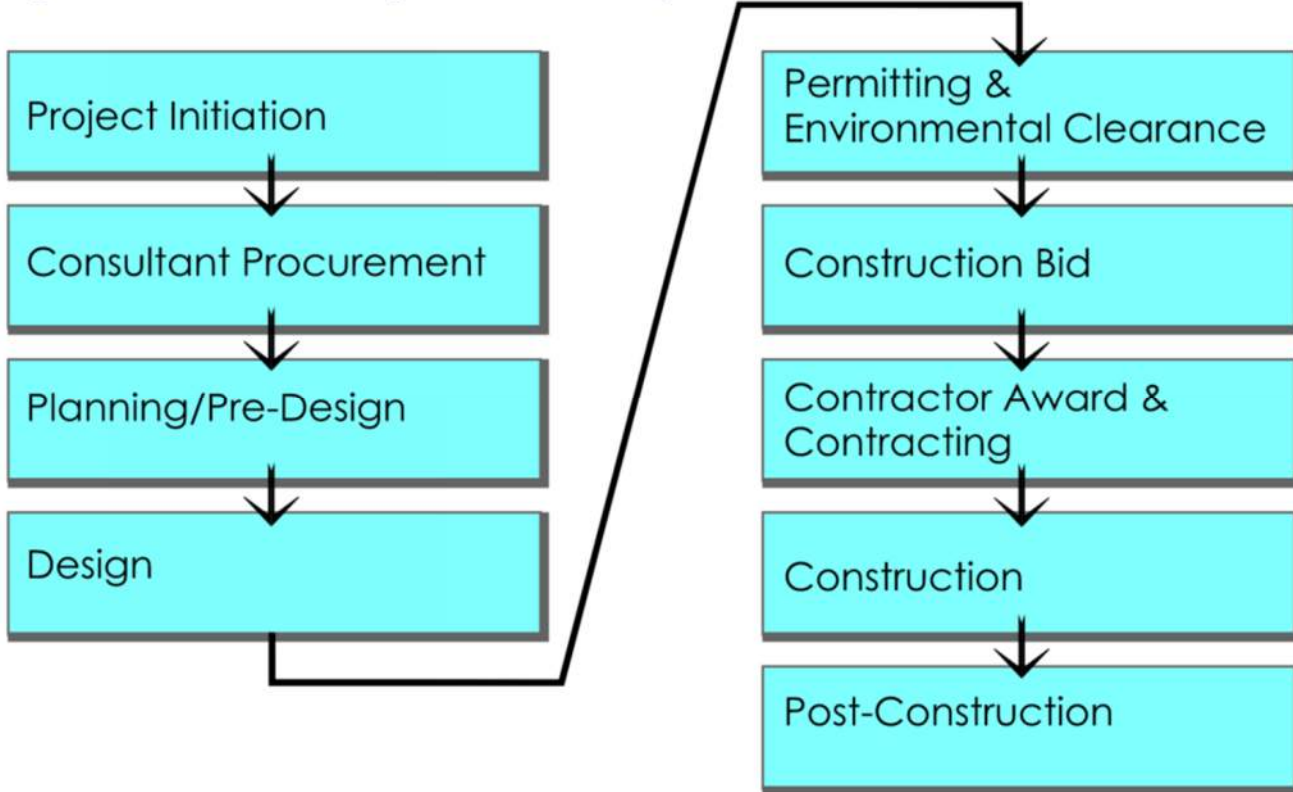
Agenda

1. FY24-25 Achievements
2. Existing CIP Projects status
3. Proposed FY 25-26 CIP and 5-Year Plan
4. Notable Unfunded Projects
5. Next Steps

An aerial photograph of a swimming pool facility. The main pool is a large, rectangular, light blue pool with a diving board at one end. To its left is a smaller, irregularly shaped pool. The pools are surrounded by a concrete deck with lounge chairs and umbrellas. A grassy field is visible to the right of the pools. In the background, there are several buildings, including a large one with a brown roof and a smaller one with a red roof. The image is overlaid with a semi-transparent blue banner at the bottom.

1. FY24-25 Achievements

Project Delivery and Implementation Process



Achievements: Completed projects

McClellan Rd/De Anza Intersection



Vai Avenue Storm Drain Outfall repair

Achievements: Completed projects

DeAnza Bike Lanes



Blackberry Farms Pools

Achievements: [Nearly] Completed projects

Jollyman All-Inclusive Playground





2. Existing CIP Projects

Existing CIP Projects

1	ADA Improvements (Annually funded)
2	Facilities Condition Assessment (FCA) Implementation
3	City Hall Annex
4	City Hall Improvements
5	Library Expansion Project: landscaping & courtyard
6	All Inclusive Play Area & Adult-Assistive Bathroom Facility (Jollyman Park)
7	Lawrence-Mitty Park and Trail Plan
8	Park Amenity Improvements
9	MRP West Parking Lot Improvements (Habitat monitoring)
10	Annual Playground Replacement
11	Stevens Creek Bridge Repair
12	McClellan Road Bridge Reconstruction
13	City Lighting LED improvements
14	City Bridge Maintenance Repairs (BPMP)
15	Street Light Installation - Annual Infill (Annually funded)
16	Vai Avenue Outfall

17	Stevens Creek Blvd CL IV Bikeway - Phase 2A & Design
18	Stevens Creek Blvd CL IV Bikeway - Phase 2B Design (included in Phase 2A)
19	Stevens Creek Blvd CL IV Bikeway - Bandley Dr. Signal
20	Bollinger Road Corridor Study
21	Roadway Safety Improvements - High Friction Pavement & Speed Feedback Signage (HSIP)
22	Tamien Innu - East Segment
23	Tamien Innu - Central Segment
24	Tamien Innu - West Segment
25	School Walk Audit Implementation
26	Electric Vehicle Charging Station (EVCS) expansion - Service Center
27	Photovoltaic Systems Design and Installation
28	Silicon Valley Hopper EV Parking

28 projects: 5 Facilities, 5 Parks & Recreation, 6 Streets & Infrastructure, 9 Bike/Ped/Transportation and 3 Sustainability

*Yellow = Facilities *Green = Parks *Orange = Streets & Infrastructure *Blue = Transportation *Magenta = Sustainability

3. Proposed FY 25-26 CIP and 5-Year Plan



How do we prioritize the CIP projects?



Repair or upgrading necessary to protect public **Health and Safety** take highest priority.



Council Priorities, Commission suggestions and **Community input**.



Master Plans and General Plan have many stated goals and policies that affect the generation of CIP projects. This prioritization also includes Facility, Storm Drain and other Condition Assessment Reports.



Subsequent phases of existing projects, or projects in the queue that need to be activated.



Fiscally responsible use of City resources, including staff time and funding. Projects that have secured external funding, or which can result in positive fiscal impacts to the City.

Proposed FY 25-26: Storm Drain Outfall Repairs



The 2024 Storm Drain Outfall Condition Assessment report identified multiple structural defects of existing storm drain pipelines that need to be rehabilitated. These defects pose a significant risk to the integrity of the storm drain system. Addressing the issues through timely rehabilitation is crucial to maintain the functionality of the system. This funding will address the three outfalls with the most severe damage and present as imminent failures. In following years, additional funding will be requested to address deficiencies noted in the report.



\$950,000 City Funding
 \$0 External Funding
\$950,000 Total

Proposed FY 25-26: **Additional Funding for Existing projects**

ADA Improvements:
\$110,000
(Funded Annually)

Facilities Condition Assessment (FCA) Implementation: \$940,000



Proposed FY25-26 Projects

Project name	Project Description	INTERNAL	EXTERNAL	FY25-26 Funding
Storm Drain Outfalls Repairs	<i>New Project</i> Following the recommendations of the 2024 Outfalls Report	\$950,000	\$0	\$950,000
ADA Improvements <i>(Annually funded)</i>	<i>Additional Funding</i> This is an ongoing program, funded annually, to improve accessibility at all public facilities throughout the City.	\$110,000	\$0	\$110,000
Citywide Facilities Condition Assessment (FCA) Implementation	<i>Additional Funding</i> Implement priority recommendations identified in the Facility Condition Assessment reports.	\$940,000	\$0	\$940,000
		\$2,000,000	\$0	\$2,000,000

*Yellow = Facilities *Green = Parks *Orange = Streets & Infrastructure *Blue = Transportation *Magenta = Sustainability

Proposed CIP 5-year plan

Project	FY25-26 Funding	Year 2 FY26-27	Year 3 FY27-28	Year 4 FY28-29	Year 5 FY29-30
ADA Improvements (Annually funded)	110,000	115,000	120,000	125,000	130,000
Facilities Condition Assessment (FCA) Implementation	940,000	2,300,000	1,000,000	1,000,000	1,000,000
Outfalls Repairs	950,000	600,000	600,000	600,000	600,000
BBF Golf Course Irrigation Renovation				1,580,150	
totals	2,000,000	3,015,000**	1,720,000	3,305,150**	1,730,000

***This total exceeds the capacity of the current Capital Reserve. Additional external funding will be required.*

*Yellow = Facilities *Green = Parks *Orange = Streets & Infrastructure *Blue = Transportation *Magenta = Sustainability

A photograph of a park area. In the background, there is a paved court, a white building with a brown roof, and a grassy field. The scene is outdoors with trees and a clear sky. The text "4. Notable Unfunded Projects" is overlaid in the center of the image.

4. Notable Unfunded Projects

Recent Notable unfunded projects

- **City Hall Renovation:** seismic, accessibility, infrastructure improvements and interior renovation: estimated at \$28M in 2022, escalated 5% each year totals **\$34M**
- **City Hall Renovation with added story:** seismic, accessibility, infrastructure improvements, interior renovation and added story: estimated at \$48M in 2022, escalated 5% each year totals **\$58.3M**
- **City Hall Annex Renovation with EOC:** seismic, accessibility, infrastructure improvements and interior renovation: construction estimated at \$7M in 2022, escalated 5% each year totals **\$8M**
Logistics for moving staff and furniture: NIC.
- **Memorial Park Specific Plan projects:** 7 phases and numerous stand-alone projects are possible

5. Next Steps

The background features a collage of mathematical content:

- Top Left:** Polar plot of a complex number with angle $\pi/4$. Formulas include $\frac{c \cos \theta}{r} = \frac{a \cos \theta + b \sin \theta}{r}$, $\sqrt{a^2 + b^2}$, and $2x a^2 + b^2 + c^2$.
- Top Center:** Polar plot with angle π . Formulas include $\sec(-x) = \frac{1}{\cos x}$, $a = \pi \times r^2$, and $\sqrt{a^2 + b^2}$.
- Top Right:** Polar plot with angle $\pi/4$. Formulas include $\frac{a}{\sin \theta} = \frac{b}{\sin \theta} = \frac{c}{\sin \theta}$, $\frac{a}{\sin \theta} = \frac{b}{\sin \theta} = \frac{c}{\sin \theta}$, and $\frac{a}{\sin \theta} = \frac{b}{\sin \theta} = \frac{c}{\sin \theta}$.
- Middle Left:** Polar plot with angle $\pi/4$. Formulas include $\sec(-x) = a^2 + b^2 + c^2$, $2x a^2 + b^2 + c^2$, and $\left(\frac{a}{2} + \frac{b}{2}\right) a^2 + b^2$.
- Middle Center:** Polar plot with angle $\pi/4$. Formulas include $\frac{a}{\sin \theta} = \frac{b}{\sin \theta} = \frac{c}{\sin \theta}$, $\frac{a}{\sin \theta} = \frac{b}{\sin \theta} = \frac{c}{\sin \theta}$, and $\frac{a}{\sin \theta} = \frac{b}{\sin \theta} = \frac{c}{\sin \theta}$.
- Middle Right:** Polar plot with angle $\pi/4$. Formulas include $\frac{a}{\sin \theta} = \frac{b}{\sin \theta} = \frac{c}{\sin \theta}$, $\frac{a}{\sin \theta} = \frac{b}{\sin \theta} = \frac{c}{\sin \theta}$, and $\frac{a}{\sin \theta} = \frac{b}{\sin \theta} = \frac{c}{\sin \theta}$.
- Bottom Left:** Polar plot with angle $\pi/4$. Formulas include $\frac{a}{\sin \theta} = \frac{b}{\sin \theta} = \frac{c}{\sin \theta}$, $\frac{a}{\sin \theta} = \frac{b}{\sin \theta} = \frac{c}{\sin \theta}$, and $\frac{a}{\sin \theta} = \frac{b}{\sin \theta} = \frac{c}{\sin \theta}$.
- Bottom Center:** Polar plot with angle $\pi/4$. Formulas include $\frac{a}{\sin \theta} = \frac{b}{\sin \theta} = \frac{c}{\sin \theta}$, $\frac{a}{\sin \theta} = \frac{b}{\sin \theta} = \frac{c}{\sin \theta}$, and $\frac{a}{\sin \theta} = \frac{b}{\sin \theta} = \frac{c}{\sin \theta}$.
- Bottom Right:** Polar plot with angle $\pi/4$. Formulas include $\frac{a}{\sin \theta} = \frac{b}{\sin \theta} = \frac{c}{\sin \theta}$, $\frac{a}{\sin \theta} = \frac{b}{\sin \theta} = \frac{c}{\sin \theta}$, and $\frac{a}{\sin \theta} = \frac{b}{\sin \theta} = \frac{c}{\sin \theta}$.

Next Steps

- **PROPOSAL DEVELOPED/STAFF & CMO REVIEWS**

FY25-26 and 5-year CIP proposal developed in February 2025, following input from Staff and Commissions. Staff reviews proposal with Senior Leadership and the City Manager.

- **COUNCIL – April 2**

FY25-26 and 5-year CIP proposal previewed at [this] 4/02 City Council meeting.

- **COMMISSIONS April 3, 16 and 17**

FY25-26 CIP proposal will be reviewed at 4/03 Parks & Rec, 4/16 Bike Ped, and 4/17 Sustainability Commission meetings.

- **PLANNING COMMISSION – April 22**

FY25-26 CIP proposal presented at the Planning Commission, to review for conformance to the General Plan.

- **CITY COUNCIL – May/June**

CIP will be proposed as part of City's Annual Budget review

Tonight's Action

Subject: Fiscal Year 2025-2026 Capital Improvement Programs and Five-year Plan.

Recommended Action: Receive presentation and provide input on the development of the proposed Fiscal Year 2025-2026 Capital Improvement Programs and Five-year Plan.

Thank You!



CUPERTINO