

Cupertino Shuttle Survey

March 14, 2019, 11:02 AM

Contents

i.	Summary of responses	2
ii.	Survey questions	10
iii.	Individual responses	12

Cupertino Shuttle Survey

Share your feedback on a possible Cupertino shuttle service.

Summary Of Responses

As of March 14, 2019, 11:02 AM, this forum had:

Attendees: 1159
Responses: 806
Hours of Public Comment: 40.3

Topic Start

May 9, 2018, 1:27 PM

Topic End

August 6, 2018, 3:12 PM

QUESTION 1

I live or work in Cupertino:

		%	Count
Live		72.6%	585
Work		7.7%	62
Both		16.4%	132
None		3.3%	27

QUESTION 2

Home Zip Code:

Answered 747
Skipped 59





QUESTION 3

My primary form of transportation is:

		%	Count
Auto		85.8%	688

Cupertino Shuttle Survey

Share your feedback on a possible Cupertino shuttle service.

		%	Count
Bicycle		2.4%	19
Transit		4.7%	38
Walking		5.0%	40
Other		2.1%	17








QUESTION 4

I am a student at De Anza College:

		%	Count
Yes		5.1%	40
No		94.9%	743

QUESTION 5

My age is:

		%	Count
13 to 18		2.5%	20
19 to 24		4.7%	38
25 to 34		6.5%	52
35 to 44		17.9%	144
45 to 54		25.4%	204
55 to 64		18.1%	145
65 or older		22.8%	183

Cupertino Shuttle Survey

Share your feedback on a possible Cupertino shuttle service.

		%	Count
Decline to answer		2.1%	17

QUESTION 6







I currently use VTA (Santa Clara Valley Transportation Authority):

		%	Count
Very often		5.3%	43
Sometimes		11.8%	95
Rarely		26.7%	215
Never		56.1%	451

QUESTION 7

In deciding whether or not to ride the Cupertino shuttle, the following is most important (Rank 1 to 6, with 6 being the most important and 1 being the least important.)

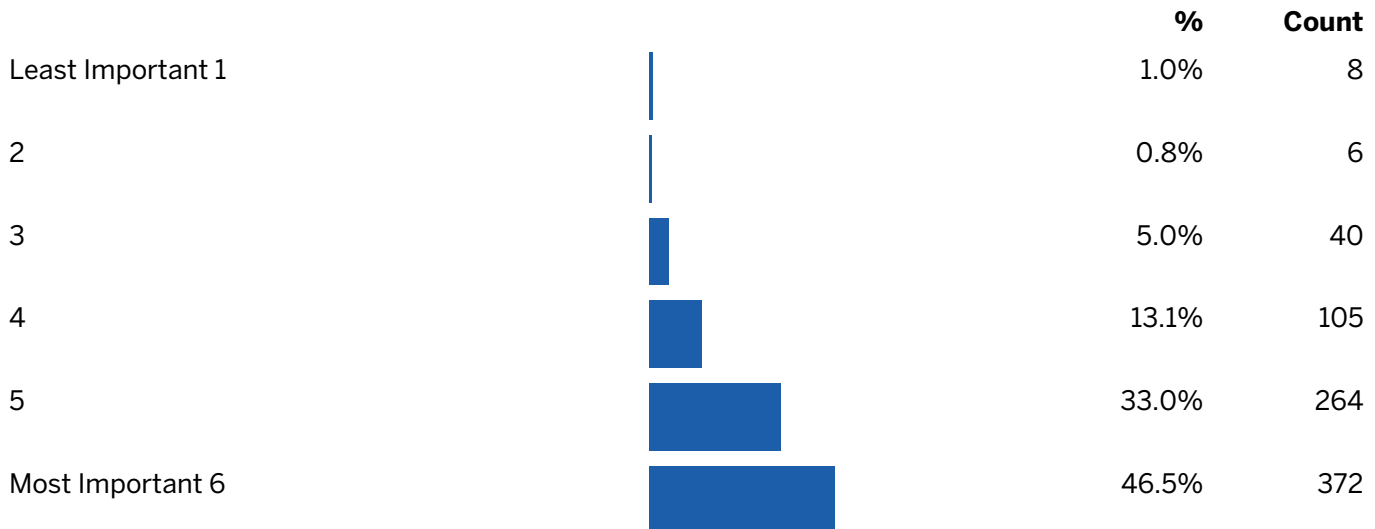
Destinations

		%	Count
Least Important 1		1.0%	8
2		0.5%	4
3		1.9%	15
4		2.9%	23
5		14.3%	114
Most Important 6		79.3%	634

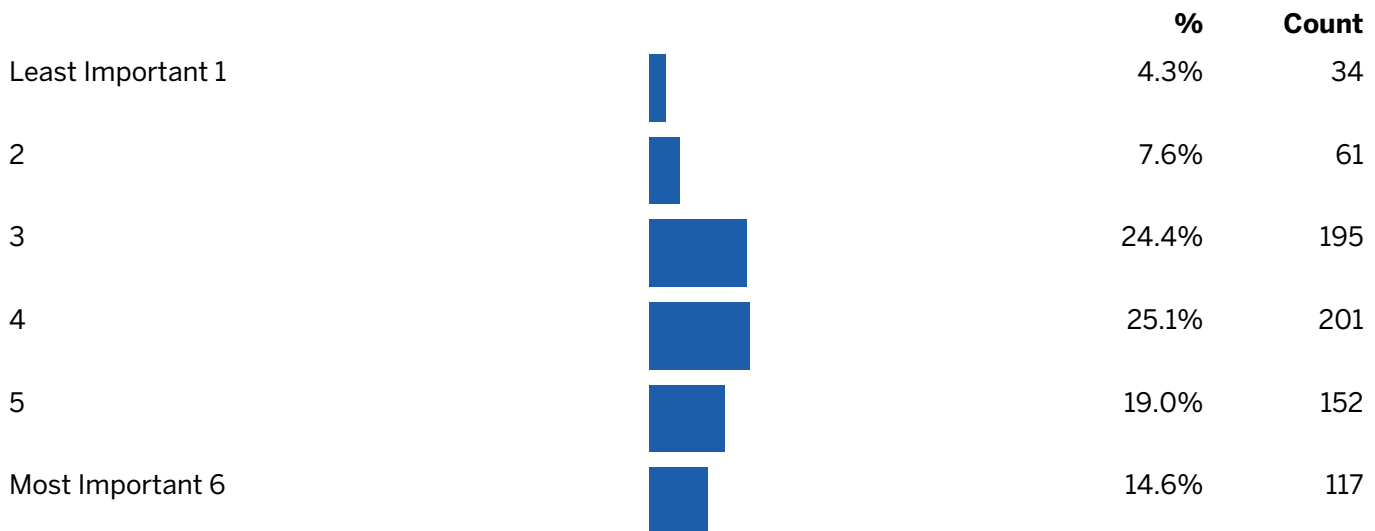
Cupertino Shuttle Survey

Share your feedback on a possible Cupertino shuttle service.

Frequency



User Experience

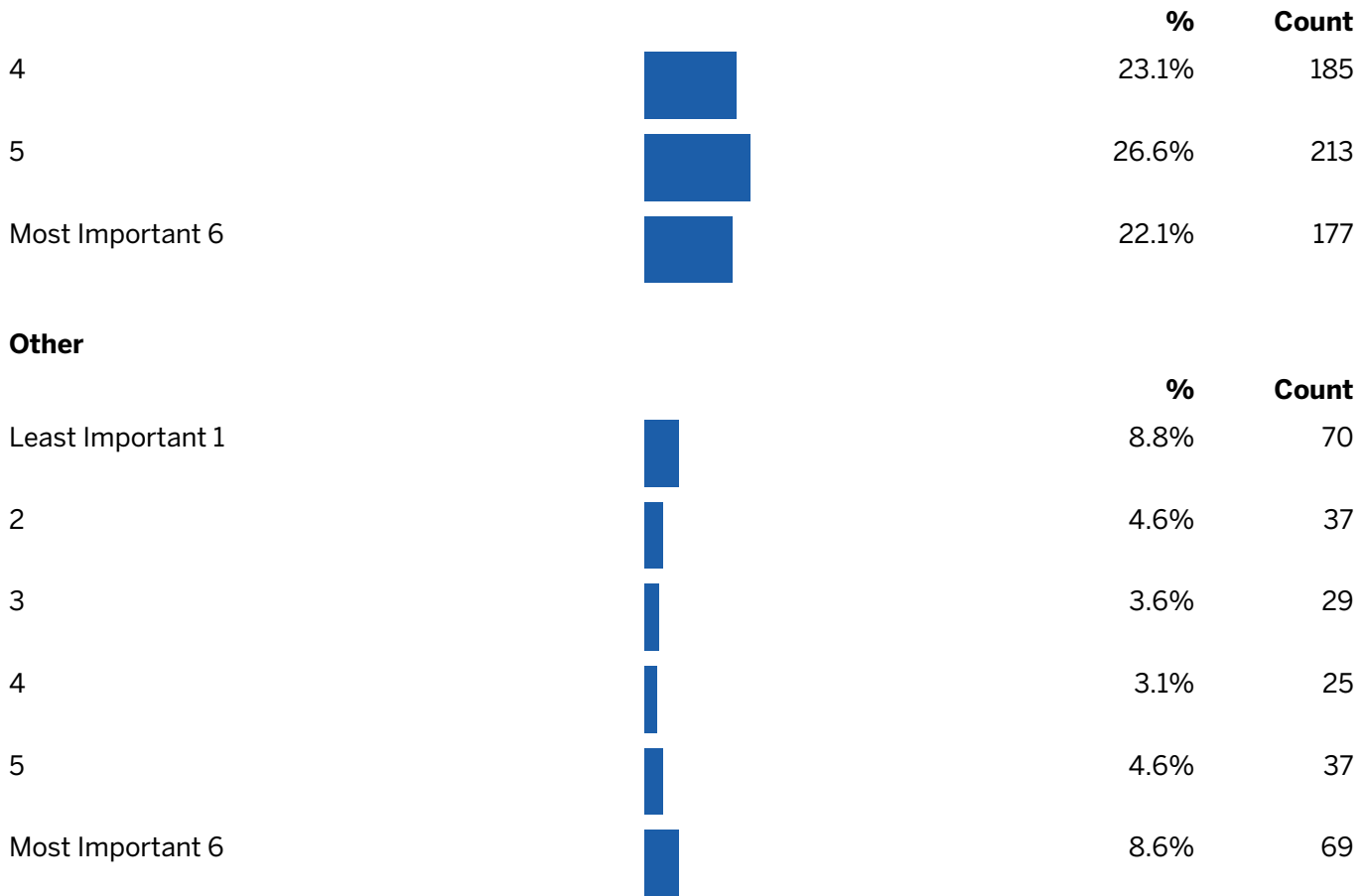


Speed



Cupertino Shuttle Survey

Share your feedback on a possible Cupertino shuttle service.



QUESTION 8

Other (please elaborate here):

Answered	147
Skipped	659

QUESTION 9

In my opinion, the Cupertino shuttle must serve these places (Provide up to four):

Answered	718
Skipped	88

Cupertino Shuttle Survey

Share your feedback on a possible Cupertino shuttle service.

QUESTION 10

As a future shuttle rider, the following is more important to me:

		%	Count
Less stops: faster travel time with shorter wait times		75.7%	590
More stops: slower travel time with longer wait times		24.3%	189

QUESTION 11

If Cupertino had a community shuttle serving local destinations, I would use it:

		%	Count
Yes		69.2%	549
Maybe		28.1%	223
No		2.6%	21

QUESTION 12

I am most likely to use a shuttle at the following times (Choose all that apply):

		%	Count
6:00 a.m. - 10:00 a.m.		60.1%	464
11:00 a.m. - 2:00 p.m.		56.6%	437
3:00 p.m. - 5:00 p.m.		57.5%	444
5:00 p.m. - 7:00 p.m.		62.3%	481
7:00 p.m. - 9:00 p.m.		33.4%	258

QUESTION 13

Cupertino Shuttle Survey







Share your feedback on a possible Cupertino shuttle service.

I would use the shuttle to access a nearby Caltrain station:

		%	Count
Yes		78.8%	616
No		21.2%	166

QUESTION 14

I would arrive to the shuttle by:

		%	Count
Walking		77.1%	607
Bike		6.0%	47
Wheelchair		0.1%	1
Scooter		0.5%	4
Drop off by vehicle		10.9%	86
Other		5.3%	42

QUESTION 15

Please include any additional feedback here:

Answered	212
Skipped	594

QUESTION 16

Name:

Answered	518
----------	-----