

PSC 1-8-2026

Item No.3
Santa Clara
County Fire
Report

Presentations



SANTA CLARA COUNTY FIRE DEPARTMENT

1315 Dell Avenue, Campbell, CA 95008 | (408) 378-4010 | SCCFD.org

December 12, 2025

Cupertino Public Safety Commission
10300 Torre Avenue
Cupertino, CA 95014

Subject: Public Safety Report for November 2025

To Whom It May Concern:

Santa Clara County Fire Department's November 2025 report for the City of Cupertino is enclosed.

Significant Events (Last Month): **C253130063** *Structure Fire*: This was a first alarm structure fire in an apartment complex on Homestead Road. The fire was contained to the unit of origin with first alarm units. No injuries were reported.

C253320073 *Structure Fire*: This was a first alarm structure fire in an apartment complex on Beardon Drive. The fire was contained to the unit of origin with first alarm units. No injuries were reported.

C253330045 *Structure Fire*: This was a first alarm structure fire on Regnart Road involving a single-family residence. The fire was contained to the room of origin with no injuries reported.

The reports include the following charts / graphs:

1. Number of Incidents Year to Date: This bar graph represents the total YTD incident count for the current year (**red**) and for the past five years (**gray**) within the jurisdiction served.
2. Number of Incidents by Month: This line chart represents the total incident count by month, covering the last 36-months.
3. Number of Incidents by Hour of Day: This bar graph represents how the last 36-months of incidents were distributed by hour of day.
4. Number of Incidents by Type: This table provides the volume and percentage of incidents by category. This pie chart provides a breakdown of the number of incidents by category based on reporting party information, and the corresponding Emergency Fire/Medical Dispatch (EFD/EMD) protocol.
5. Performance benchmarks for fire apparatus responding to **FIRE** and **EMS** emergencies (measured for first arriving apparatus) within the jurisdiction served:





SANTA CLARA COUNTY FIRE DEPARTMENT

1315 Dell Avenue, Campbell, CA 95008 | (408) 378-4010 | SCCFD.org

- a. *Call processing* – Measures the time from initiation of a 911 call to a dispatcher completing all caller questioning. *It's important to note, resources will be dispatched as soon as the dispatcher has sufficient information even though the call processing will continue as part of the EMD process.*
 - b. *Turnout* – Measures the time from when a fire station receives an alert to “wheels turning.”
 - c. *Total reflex* – Measures the time from initiation of a 911 call to the first fire apparatus arriving on scene.
 - d. *Total reflex urban* – Measures the time from initiation of a 911 call to the first fire apparatus arriving on scene in areas with a population density exceeding 1,000 people per square mile.
 - e. *Total reflex rural* - Measures the time from initiation of a 911 call to the first fire apparatus arriving on scene in areas with a population density less than 1,000 people per square mile.
6. Incidents by unit / average response time: This bar graph displays the number of incidents a fire apparatus (top five) responded to within the jurisdiction served along with the average response time for those units.
7. Community Education and Risk Reduction Activities: This table shows the total number of attendees, programs, and staff hours at educational events for the month.

Please let me know if you have any questions about the data contained in this report.

Sincerely,

Bill Murphy
Assistant Chief

Enclosures

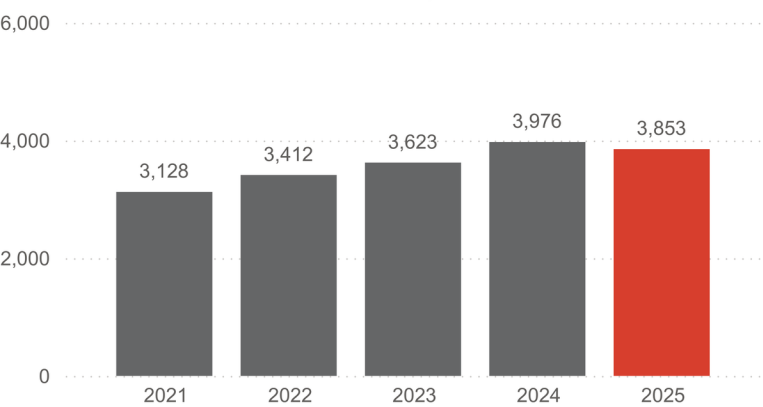
cc: Suwanna Kerdkaew, Fire Chief

BM:kp

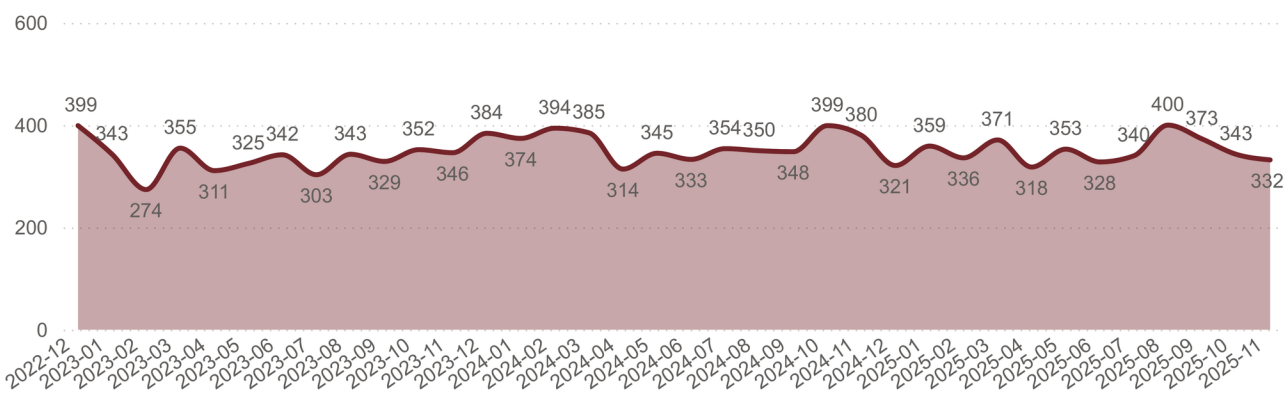


Santa Clara County Fire Department - Cupertino
Incident Snapshot November 2025

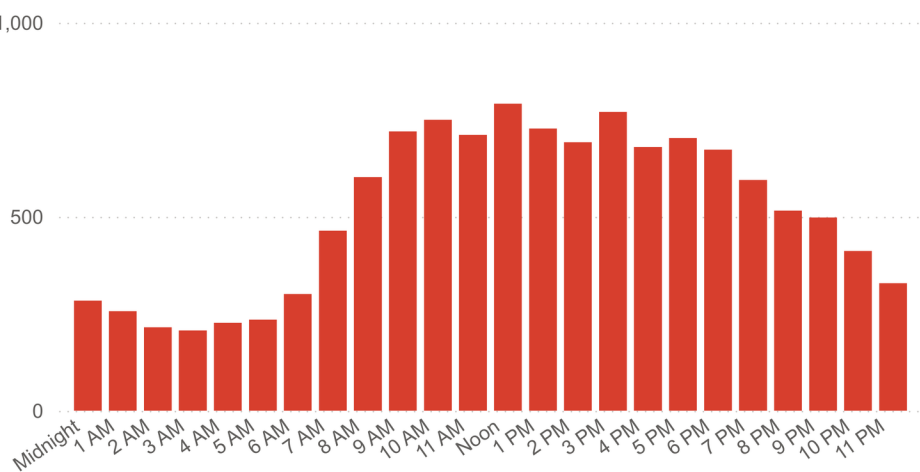
Number of Incidents Year to Date
Year Over Year - January to November



Number of Incidents by Month
Last 36 Months

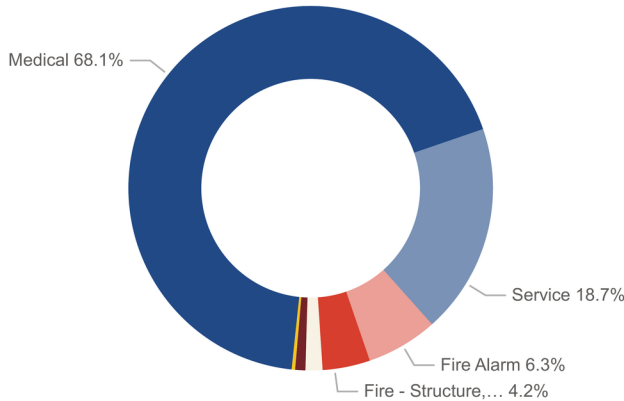


Number of Incidents by Hour of Day
Last 36 Months



Number of Incidents by Type
November 2025

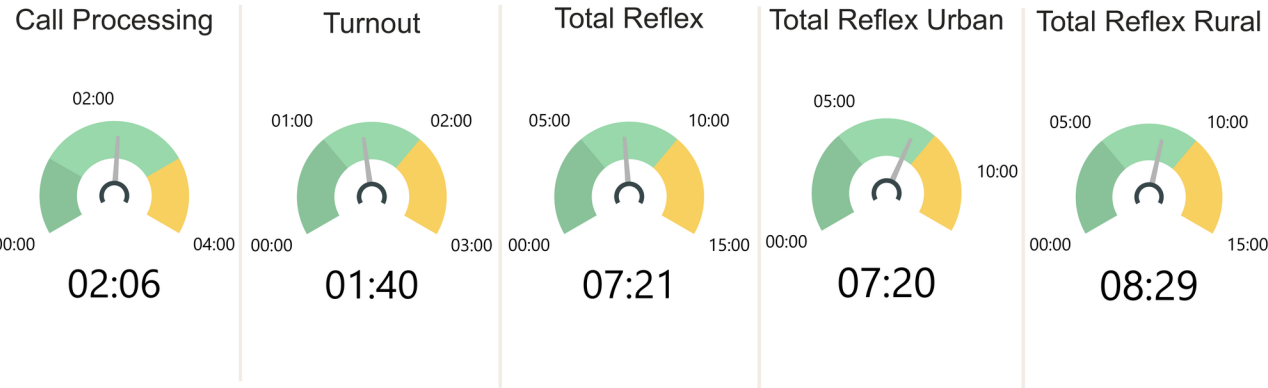
Dispatched Incident Type	Incidents	Percentage (%)
Fire - Structure, Veg., Other	14	4.2%
Fire Alarm	21	6.3%
Hazardous Cond./Hazmat	3	0.9%
Medical	226	68.1%
Other	5	1.5%
Rescue	1	0.3%
Service	62	18.7%
Total	332	100.0%



Santa Clara County Fire Department - Cupertino
Incident Snapshot November 2025

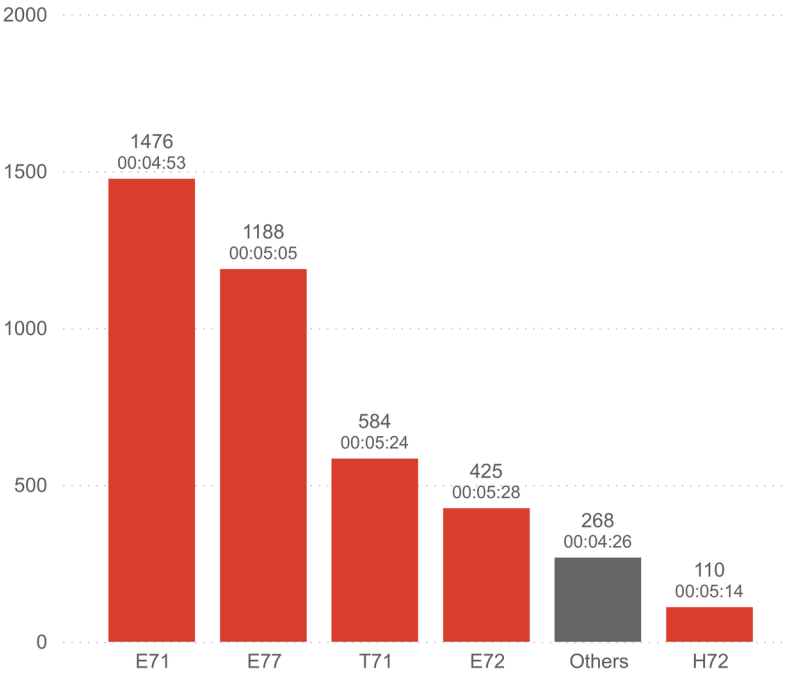
Average Time for Fire Apparatus Responding to Fire Emergencies in Cupertino
When First on Scene

Last 12 Months



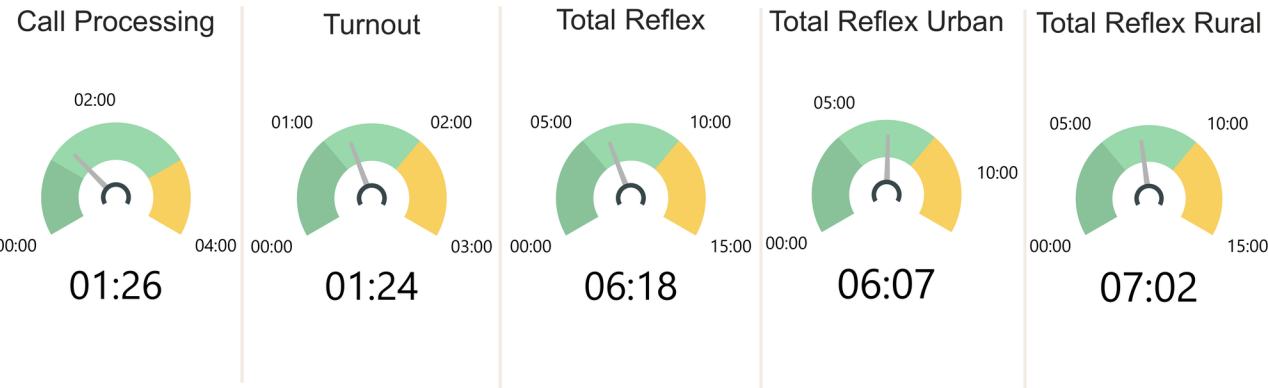
Incidents By Unit / Average Response Times Within Cupertino

Top Five Units - Last 12 Months



Average Time for Fire Apparatus Responding to EMS Emergencies in Cupertino
When First on Scene

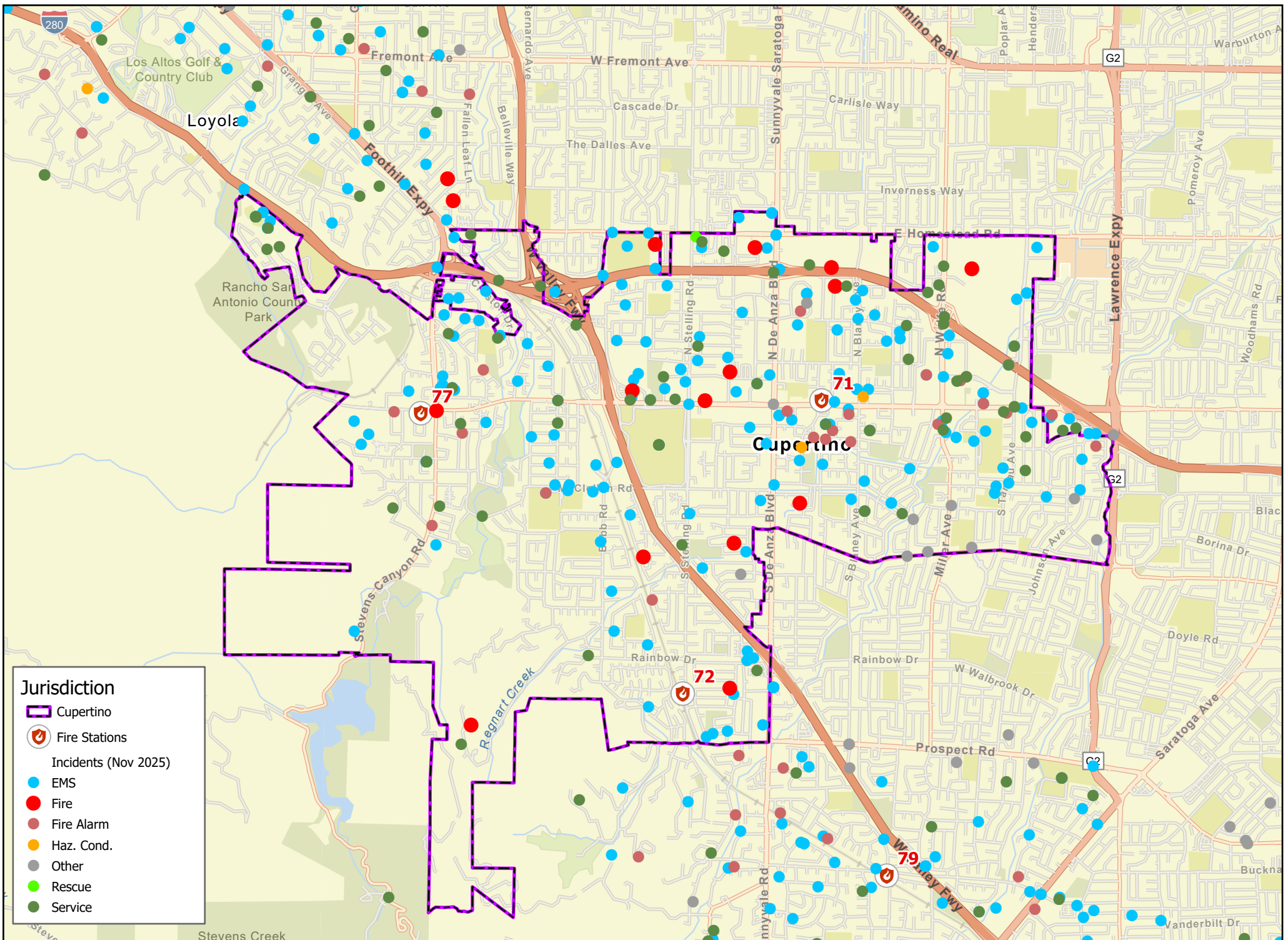
Last 12 Months



Community Education and Risk Reduction Activities

November 2025

Attendees	Programs	Staff Hours
1,721	12	64:15





SANTA CLARA COUNTY FIRE DEPARTMENT

MEMORANDUM

January 8, 2026

TO: A-Staff

FROM: Art Tomasetti, Assistant Chief/Administration & Planning

SUBJECT: New Public Safety Report

I would like to introduce the new public safety report for our Authorities Having Jurisdiction (AHJs), including our cities, towns, and unincorporated areas. Attached is an example of of the updated PSRs.

This report is designed to assist you in sharing valuable data with your AHJs, while highlighting the growth, development, and opportunities County Fire provides to our communities. We hope these monthly reports offer a valuable opportunity to showcase our department's work through data and self-assessment, providing you with a meaningful tool for community engagement.

AT: ar

Attachment(s): Newsletters/PSRs



SANTA CLARA COUNTY FIRE DEPARTMENT

NEWSLETTER



CUPERTINO

JANUARY 2026



MESSAGE FROM THE CHIEF

I would like to personally invite you to review our new Public Safety Report for our Authorities Having Jurisdiction (AHJs), including our cities, towns, and unincorporated areas. This report highlights the ongoing efforts across nearly every division as we continue refining our processes to meet operational goals and better serve the public.

Our priority remains helping our community by strengthening our capabilities, embracing innovation, and uphold the trust placed in us by the community. We hope these monthly reports provide a valuable opportunity to showcase our work, evaluate our operations through data and self-assessment, and offer you a meaningful tool to share with your community.



Respectfully,

Suwanne L. Kerdkaew

Suwanne Kerdkaew
Fire Chief

THIS MONTH'S HIGHLIGHTS

Santa Clara Valley Medical Center Toy Drive

On December 17, members of our department delivered toys to children at Santa Clara Valley Medical Center. Joined by the Santa Clara County Sheriff's Office K-9 Unit, firefighters helped deliver toys generously donated by the community to children spending the holiday season in the hospital.



Growth and Expansion

With the support of the Board of Directors, the Santa Clara County Fire Department has acquired the former Camping World site in San Martin. This 10-acre property will support fleet maintenance, logistics, and training for our all-risk, all-hazards operations.



This long-term investment will serve the department and community for the next 30 to 50 years, strengthening current operations, supporting future growth, and reinforcing our commitment to safety and operational excellence.

COMMITMENT TO SAFETY

County Fire has been committed to reducing harmful chemical exposure to our line personnel. Starting October 2025, all line safety personnel will be issued fully PFAS-free turnouts.


These custom-fit, next-generation turnouts will be delivered in the coming months.

Prioritizing the health and safety of our team is just as important as protecting the communities we serve.

PFAS- Free Turnouts



 WWW.SCCFD.ORG

 408.378.4010

 @sccfiredept

DECEMBER EVENTS

December 2nd, Tuesday

Our Vasona Crew joined Santa Clara County Parks staff for a collaborative fuels-reduction project along Stuart Ridge off Bohlman Road. Together, they cleared 100 feet from the roadway supporting the shaded fuel break designed with long-term forest and environmental health in mind. This includes supporting healthy levels of native plants, removing non-native vegetation, and addressing decades of accumulated dead and down material while preserving important habitat for nesting birds and local raptors.

Reintroducing low-intensity fire to the landscape is a natural and healthy step toward restoring balance in our forest ecosystems. This partnership highlights our shared commitment to wildfire resilience, ecosystem health, and the protection of our communities.



December 15th, Monday



Firefighters responded to a fire at the San Martin transfer station at 7:22am. Initial reports indicated a recycling load caught fire. Workers separated the burning refuse and began dousing it with water while a 9-1-1 call was made. Once on scene, Engine 67 from our Vineyard fire station reported fire had spread to parts of the nearby structure. Engine 67, Engine and Water Tender 68 (Masten), Battalion 68, Water Tender 69 (Treehaven), Engine and Hazmat 72 (Seven Springs), and Morgan Hill 58 responded. A Shelter in Place warning was issued in the immediate area (Zone SCC-159).

December 19th, Monday



Ten recruits successfully completed an intensive, week-long live fire training course. Throughout the week, they studied fire behavior and performed fire attack and search evolutions under live fire conditions. In addition to this hands-on training, the recruits, many of whom are already EMTs or paramedics, learned the protocols for operating within Santa Clara County. The academy also includes additional modules covering high-rise and low-angle rescues, vehicle extrication, hazardous materials, and fires in high-rise buildings, residential homes, and the wildland-urban interface. Upon completion of the 20-week academy, recruits begin an 18-month probationary period, rotating through a variety of response areas to gain real-world, on-duty experience as new firefighters.

Off- Duty Rescue



Fire Chief Suwanna Kerdkaew recently presented Fire Captain Eric Hafemann the Santa Clara County Fire Department Medal of Valor, our highest honor for acts of extraordinary heroism performed at great personal risk.

While off-duty and vacationing in Hawaii, Captain Hafemann encountered a swimmer drowning offshore. Without hesitation, he put his own safety aside and performed a challenging rescue that saved the individual's life. This extraordinary act of courage, performed thousands of miles from home, truly reflects the fire service oath and the unwavering dedication our firefighters carry with them every day, on duty or off.

RECORD MANAGEMENT SYSTEM UPDATE

Santa Clara County Fire is switching from NFIRS (*National Fire Incident Recording System*) to NERIS (*National Emergency Response Information System*).

- Zero-cost access for fire departments, EMS agencies, and State Fire Marshal Offices ensuring that public safety agencies can adopt the system without financial barriers.
- Local data ownership guarantees departments retain full control of how their fire information is managed and shared.
- Built on a GIS foundation, geocoding incident data for location-based reporting and strategic planning.
- Actionable intelligence to enhance coordination and improve outcomes for fire-related incidents.

These improvements will enhance a data driven methodology to pursue the best way to help the community.



CITY OF CUPERTINO

Public Safety Reports • December 2025

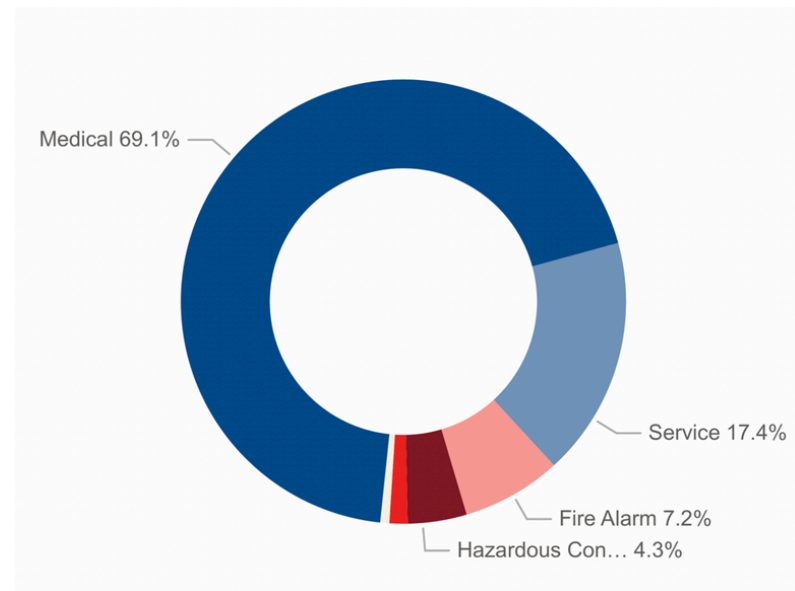


CUPERTINO

EMERGENCY AND SERVICE CALLS

Dispatched Incident Type	Incidents	Percentage (%)
Fire - Structure, Veg., Other	4	1.3%
Fire Alarm	22	7.2%
Hazardous Cond./Hazmat	13	4.3%
Medical	210	69.1%
Other	2	0.7%
Service	53	17.4%
Total	304	100.0%

CALL BREAK DOWN



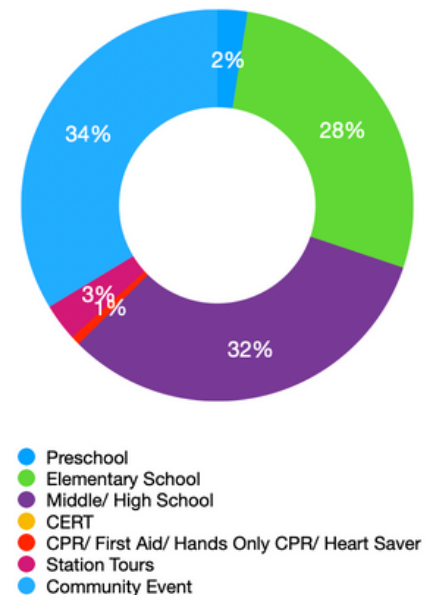
SIGNIFICANT INCIDENTS

No significant events occurred this month.

COMMUNITY EDUCATION- CUPERTINO, 11/1/25-12/31/25

CERRS Classes/ Events/Presentations- Cupertino community	
Preschool	60
Elementary School	670
Middle/ High School	803
CERT	0
CPR/ First Aid/ Hands Only CPR/ Heart Saver	18
Station Tours	75
Community Event	725
Total Attendees	2,351

CERRS Classes, Events and Presentations





CITY OF CUPERTINO

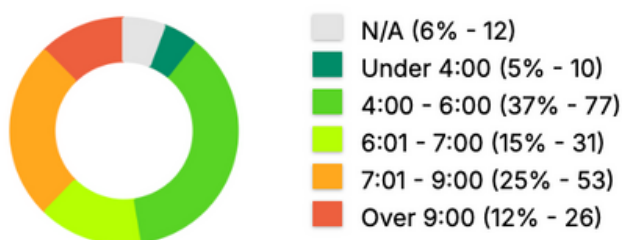


Monthly Detailed Response Breakdown- EMS / Rescue incidents

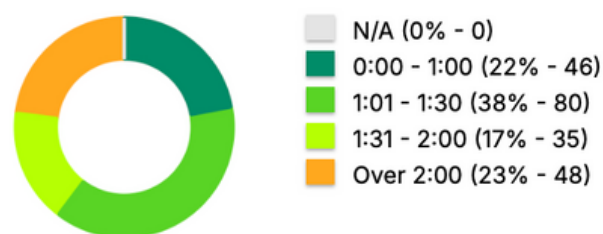
1 Dec 2025 - 31 Dec 2025

TOTAL RECORDS: 209

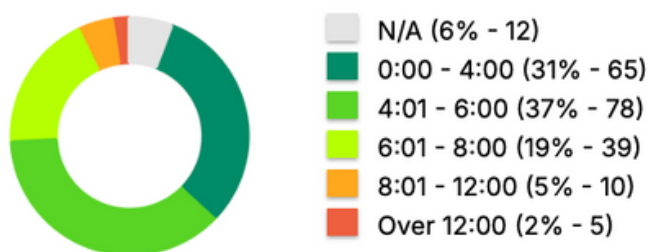
Total Response - Alarm to Arrived



Alarm Processing - Alarm to Dispatch



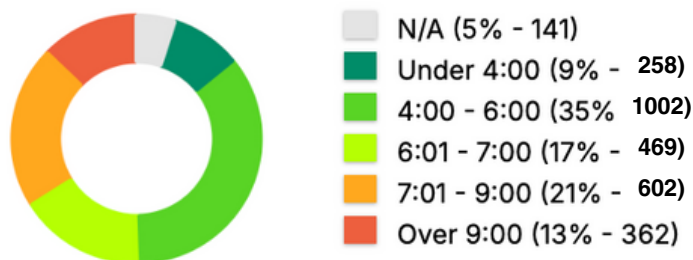
First Arrived Unit - Dispatch to Arrived



Annual Response - EMS & Fire Incidents

EMS response totals

Total Response - Alarm to Arrived

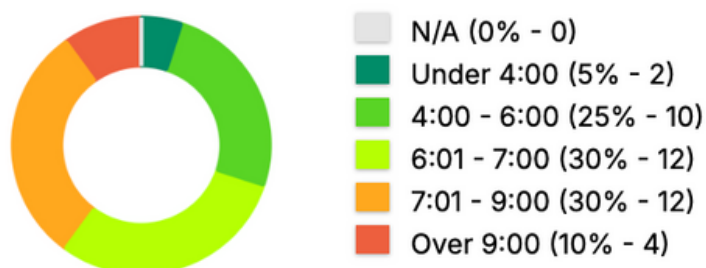


1 Jan 2025 - 31 Dec 2025

TOTAL RECORDS: 2834

Fire response totals

Total Response - Alarm to Arrived



1 Jan 2025 - 31 Dec 2025

TOTAL RECORDS: 40



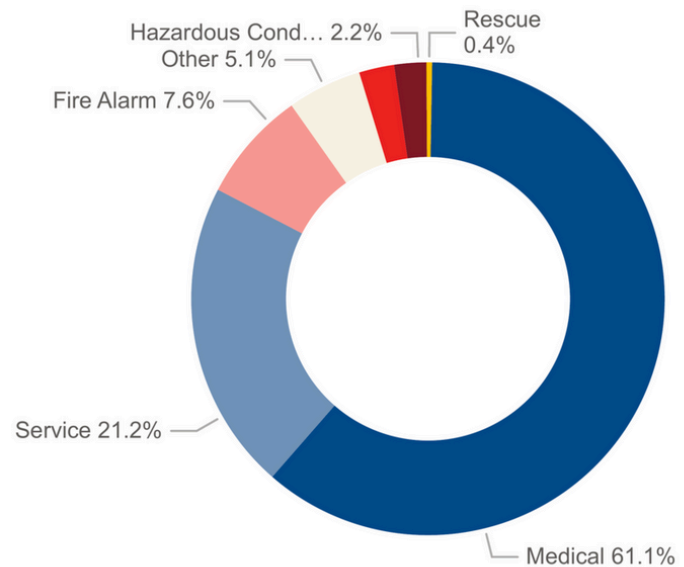
SCCFD RESPONSE STATISTICS

December 2025

Number of Incidents by Type

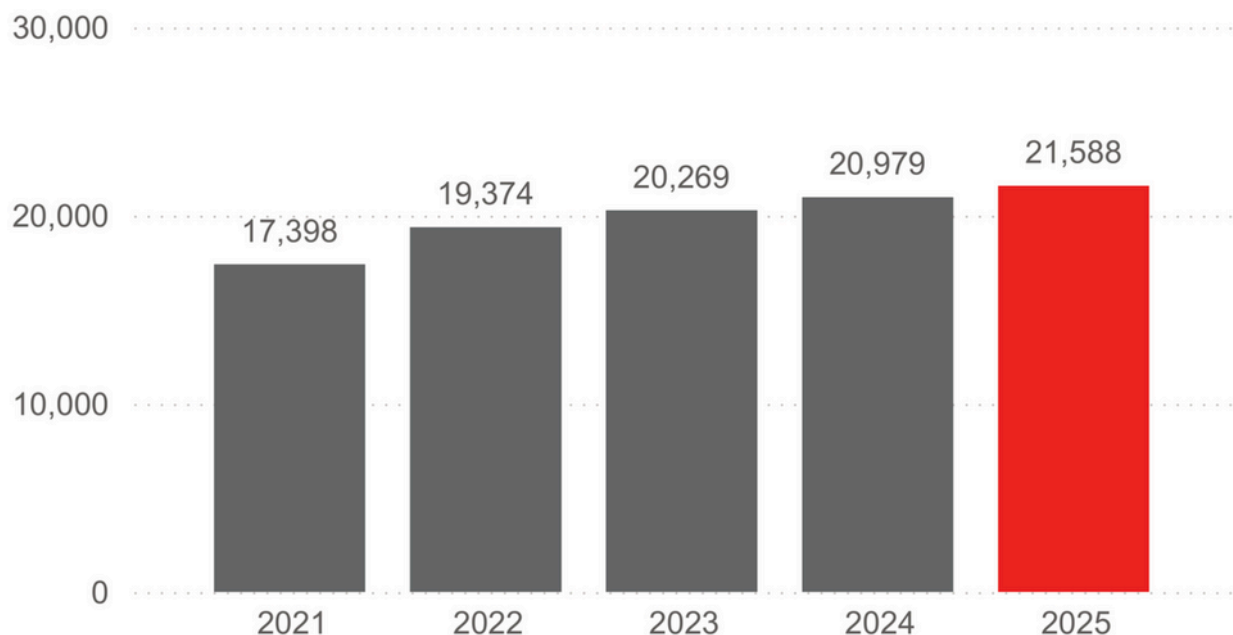
December 2025

Dispatched Incident Type	Incidents	Percentage (%)
Fire - Structure, Veg., Other	44	2.4%
Fire Alarm	139	7.6%
Hazardous Cond./Hazmat	40	2.2%
Medical	1,119	61.1%
Other	93	5.1%
Rescue	7	0.4%
Service	388	21.2%
Total	1,830	100.0%



Number of Incidents Year to Date

Year Over Year - January to December



Lithium-Ion Battery Safety



Lithium-ion batteries supply power to many kinds of devices including smart phones, laptops, e-scooters and e-bikes, e-cigarettes, smoke alarms, toys, and even cars. If not used correctly, or if damaged, these batteries can catch on fire or explode.

The Problem

- These batteries store a large amount of energy in a small amount of space.
- Sometimes batteries are not used the right way; batteries not designed for a specific use can be dangerous.
- Like any product, a small number of these batteries are defective. They can overheat, catch fire, or explode.

Safety Tips

- Purchase and use devices that are listed by a nationally recognized testing laboratory.
- Always follow the manufacturer's instructions.
- Only use the battery that is designed for the device.
- Only use the charging cord that came with the device.
- Do not charge a device under your pillow, on your bed, or on a couch.
- Do not keep charging the device or device battery after it is fully charged.
- Keep batteries at room temperature when possible. Do not charge them at temperatures below 32°F (0°C) or above 105°F (40°C).
- Store batteries away from anything that can catch fire.

Signs of a Problem

Stop using the battery if you notice these problems: odor, change in color, too much heat, change in shape, leaking, or odd noises. If it is safe to do so, move the device away from anything that can catch fire. Call **9-1-1**.

Recycle Batteries Responsibly

Don't throw lithium-ion batteries in the trash or regular recycling bins because they could start a fire. Recycle your device or battery at a safe battery recycling location. Visit call2recycle.org to find a recycling spot near you.

Charging an E-bike

Charge your battery in a flat, dry area away from children, direct sunlight, liquids, tripping hazards, and in a location where the e-bike is not at risk of falling.



SAFETY TIPS

New items from the holiday season bring a lot of joy into the new year. Make sure you follow manufacturers directions and only use the proper charging device that came with the product. Products can fail and fires can start with improper charging devices.

For more resources check out:

[NFPA Hover Board Safety Sheet](#)

[NFPA E-Bike and E-Scooter Safety](#)



CHARGING AN E-BIKE:

Charge your battery in a flat, dry area away from children, direct sunlight, liquids, tripping hazards, and in a location where the e-bike is not at risk of falling.



INTERESTED IN A COMMUNITY SAFETY PROGRAM?

For information on education & preparedness, visit: www.sccfd.org

To request a community education program, visit:
www.sccfd.org/request-a-program

or contact Community Education Services at
(408) 378-4010 • communityoutreach@sccfd.org

PSC 1-8-2026

Item No.4
Santa Clara
County Sheriff's
Report

Presentations

City of Cupertino



November 2025
Statistical Data and
Public Safety Report

Office of the Sheriff
County of Santa Clara

Response Times for Cupertino 2023 - 2025

Cupertino 2023																																							
Priority	January			February			March			April			May			June			July			August			September			October			November			December			Avg Time	Total Calls	Target Time
	Time	Calls	Target Time	Time	Calls	Target Time	Time	Calls	Target Time	Time	Calls	Target Time	Time	Calls	Target Time	Time	Calls	Target Time	Time	Calls	Target Time	Time	Calls	Target Time	Time	Calls	Target Time	Time	Calls	Target Time									
1	7.81	6	5	4.96	6	5	4.45	13	5	7.64	8	5	4.41	6	5	7.61	11	5	5.00	8	5	3.65	11	5	0.92	3	5	9.90	3	5	7.11	4	5	8.10	1	5	5.96	80	5
2	6.77	345	9	9.84	355	9	8.15	386	9	7.60	328	9	7.36	336	9	7.33	369	9	7.68	381	9	9.26	379	9	4.30	425	9	6.92	478	9	6.16	461	9	5.84	424	9	7.27	4667	9
3	14.03	242	20	13.22	220	20	13.55	291	20	14.42	242	20	14.42	241	20	15.31	286	20	13.40	291	20	11.64	289	20	5.40	401	20	5.66	378	20	6.54	314	20	6.44	292	20	11.17	3487	20

Cupertino 2024																																							
Priority	January			February			March			April			May			June			July			August			September			October			November			December			Avg Time	Total Calls	Target Time
	Time	Calls	Target Time	Time	Calls	Target Time	Time	Calls	Target Time	Time	Calls	Target Time	Time	Calls	Target Time	Time	Calls	Target Time	Time	Calls	Target Time	Time	Calls	Target Time	Time	Calls	Target Time	Time	Calls	Target Time	Time	Calls	Target Time						
1	7.38	6	5	5.67	6	5	5.47	2	5	4.41	3	5	6.95	1	5	5.16	4	5	4.63	2	5	3.68	2	5	8.10	2	5	5.44	4	5	9.12	3	5	12.72	1	5	6.56	36	5
2	5.99	446	9	5.68	437	9	6.13	476	9	6.02	430	9	5.93	457	9	5.90	521	9	5.80	534	9	6.63	499	9	6.73	492	9	6.56	478	9	6.13	431	9	6.62	476	9	6.18	5677	9
3	7.22	308	20	7.55	242	20	7.57	294	20	7.24	296	20	7.66	366	20	8.04	347	20	6.61	328	20	5.53	356	20	6.45	322	20	7.40	312	20	5.85	264	20	5.98	254	20	6.93	3689	20

Cupertino 2025																																							
Priority	January			February			March			April			May			June			July			August			September			October			November			December			Avg Time	Total Calls	Target Time
	Time	Calls	Target Time	Time	Calls	Target Time	Time	Calls	Target Time	Time	Calls	Target Time	Time	Calls	Target Time	Time	Calls	Target Time	Time	Calls	Target Time	Time	Calls	Target Time	Time	Calls	Target Time	Time	Calls	Target Time	Time	Calls	Target Time						
1	2.48	1	5	3.10	4	5	2.94	2	5	2.38	1	5	5.15	6	5	4.62	9	5	1.62	4	5	4.83	5	5	6.41	4	5	0.00	0	5	0.00	0	5	5	3.73	36	5		
2	5.66	494	9	5.62	414	9	5.07	455	9	5.30	411	9	5.48	475	9	5.05	416	9	5.81	444	9	5.42	493	9	5.67	519	9	5.97	463	9	5.66	373	9	9	5.52	4957	9		
3	5.96	317	20	6.87	300	20	5.12	310	20	7.53	333	20	4.95	351	20	5.23	302	20	5.01	324	20	4.71	336	20	5.68	378	20	6.16	348	20	7.12	294	20	20	5.85	3593	20		

City of Cupertino
Public Safety Report
Selected Crimes

Code	Year	Jan	Feb	Mar	Apr	May	Jun	Jul	Aug	Sep	Oct	Nov	Dec	TOTAL
Robbery 2110 2115	2023	1	3	3	2	1	1	2	1	0	0	6	2	22
	2024	3	0	5	0	2	3	3	5	0	9	1	2	33
	2025	1	2	1	1	0	1	0	1	1	1	0		9
	Year	Jan	Feb	Mar	Apr	May	Jun	Jul	Aug	Sep	Oct	Nov	Dec	TOTAL
Burglary, Residential 4590	2023	11	4	9	6	4	3	3	8	8	4	5	3	68
	2024	9	6	4	6	10	4	4	9	5	4	10	7	78
	2025	13	7	14	5	9	4	12	5	6	13	8		96
	Year	Jan	Feb	Mar	Apr	May	Jun	Jul	Aug	Sep	Oct	Nov	Dec	TOTAL
Burglary, Commercial 4591 4592	2023	9	6	5	4	10	15	12	12	6	5	14	11	109
	2024	7	10	8	9	7	7	4	6	14	5	2	1	80
	2025	7	8	4	8	5	3	4	6	6	3	2		56
	Year	Jan	Feb	Mar	Apr	May	Jun	Jul	Aug	Sep	Oct	Nov	Dec	TOTAL
Burglary, Vehicle 4593	2023	13	20	10	9	4	7	8	10	7	4	3	14	109
	2024	8	11	5	8	11	14	18	13	2	5	11	6	112
	2025	17	26	10	21	20	3	10	14	14	21	20		176
	Year	Jan	Feb	Mar	Apr	May	Jun	Jul	Aug	Sep	Oct	Nov	Dec	TOTAL
Grand Theft 4870	2023	12	11	19	12	7	23	8	11	6	5	12	7	133
	2024	15	14	4	7	11	12	10	9	11	13	5	16	127
	2025	6	13	17	14	6	6	11	8	12	8	5		106
	Year	Jan	Feb	Mar	Apr	May	Jun	Jul	Aug	Sep	Oct	Nov	Dec	TOTAL
Auto Theft 4703	2023	3	5	2	4	3	2	3	4	2	7	5	1	41
	2024	3	0	3	1	2	5	4	6	2	2	1	0	29
	2025	1	1	3	1	3	7	4	1	3	1	4		29
	Year	Jan	Feb	Mar	Apr	May	Jun	Jul	Aug	Sep	Oct	Nov	Dec	TOTAL
Vandalism 5940 5941	2023	10	3	7	5	9	11	7	6	11	5	2	2	78
	2024	2	7	5	6	4	3	3	7	6	6	5	4	58
	2025	8	5	3	6	8	5	5	5	6	7	5		63
	Year	Jan	Feb	Mar	Apr	May	Jun	Jul	Aug	Sep	Oct	Nov	Dec	TOTAL
Identity Theft Forgery Fraud 4700 4702	2023	11	15	11	17	10	13	17	8	19	15	16	6	158
	2024	19	12	12	15	16	25	15	15	18	11	11	15	184
	2025	16	10	12	12	11	15	20	13	14	15	12		150
	Year	Jan	Feb	Mar	Apr	May	Jun	Jul	Aug	Sep	Oct	Nov	Dec	TOTAL
Domestic Violence 2430 2730	2023	5	3	2	6	2	7	4	6	2	2	6	6	51
	2024	2	8	3	6	5	3	7	5	1	5	2	2	49
	2025	3	1	8	3	5	5	5	6	6	2	5		49
	Year	Jan	Feb	Mar	Apr	May	Jun	Jul	Aug	Sep	Oct	Nov	Dec	TOTAL
Simple & Aggravated Assaults 2400 2401 2402 2403 2404 2405	2023	3	5	3	7	4	4	5	5	8	1	0	3	48
	2024	3	1	2	1	4	2	5	4	2	4	4	3	35
	2025	3	4	3	2	3	2	3	2	3	3	3		31
	Year	Jan	Feb	Mar	Apr	May	Jun	Jul	Aug	Sep	Oct	Nov	Dec	TOTAL
Sex Crimes 2610 2615 2880 2885 2890 2895	2023	0	1	4	1	1	3	4	0	2	2	2	0	20
	2024	0	0	1	4	2	0	1	0	2	2	0	1	13
	2025	3	1	2	1	3	1	2	2	4	1	1		21
	Year	Jan	Feb	Mar	Apr	May	Jun	Jul	Aug	Sep	Oct	Nov	Dec	TOTAL

City of Cupertino Public Safety Report

Moving Violations	Code	Year	Jan	Feb	Mar	Apr	May	Jun	Jul	Aug	Sep	Oct	Nov	Dec	TOTAL
		2023	6	11	13	22	7	9	10	11	9	4	9	9	120
		2024	8	16	9	20	8	10	11	11	14	15	49	22	193
		2025	23	24	25	16	33	28	15	14	35	34	18		265
Speeding Citations	8305	Year	Jan	Feb	Mar	Apr	May	Jun	Jul	Aug	Sep	Oct	Nov	Dec	TOTAL
		2023	6	8	6	3	6	5	4	2	5	4	1	3	53
		2024	3	5	13	3	6	4	8	2	10	6	7	2	69
		2025	5	13	3	6	4	32	3	4	6	3	10		89
Other Citations	8310 8315 8320 8325 8330 8335	Year	Jan	Feb	Mar	Apr	May	Jun	Jul	Aug	Sep	Oct	Nov	Dec	TOTAL
		2023	39	58	49	44	60	88	76	91	109	97	56	53	820
		2024	81	106	99	55	88	92	55	81	54	64	48	40	863
		2025	82	89	90	65	95	76	50	51	85	87	53		823
DUIs	8500 8505 8510	Year	Jan	Feb	Mar	Apr	May	Jun	Jul	Aug	Sep	Oct	Nov	Dec	TOTAL
		2023	4	2	1	2	0	2	3	4	2	4	2	1	27
		2024	1	3	3	0	3	2	6	1	1	1	3	1	25
		2025	2	1	1	0	2	2	0	0	3	2	2		15
Accidents, Injury	8000 8005 8030 8035	Year	Jan	Feb	Mar	Apr	May	Jun	Jul	Aug	Sep	Oct	Nov	Dec	TOTAL
		2023	3	1	1	2	7	3	6	3	5	4	3	3	41
		2024	3	8	2	1	1	0	2	1	2	3	6	1	30
		2025	6	5	5	4	6	2	2	2	4	3	2		41
Accidents, Property Damage	8010 8015 8020 8025 8040 8045	Year	Jan	Feb	Mar	Apr	May	Jun	Jul	Aug	Sep	Oct	Nov	Dec	TOTAL
		2023	3	7	6	8	8	9	10	20	7	10	8	9	105
		2024	15	12	15	8	6	13	3	8	10	16	13	7	126
		2025	11	9	9	12	9	7	8	6	5	15	10		101
Accidents, DUI	8050 8055 8060	Year	Jan	Feb	Mar	Apr	May	Jun	Jul	Aug	Sep	Oct	Nov	Dec	TOTAL
		2023	1	0	0	0	1	0	0	0	1	0	0	0	3
		2024	1	0	2	0	0	1	0	0	0	0	2	0	6
		2025	1	3	2	0	0	0	0	1	0	0	0		7

City of Cupertino Public Safety Report

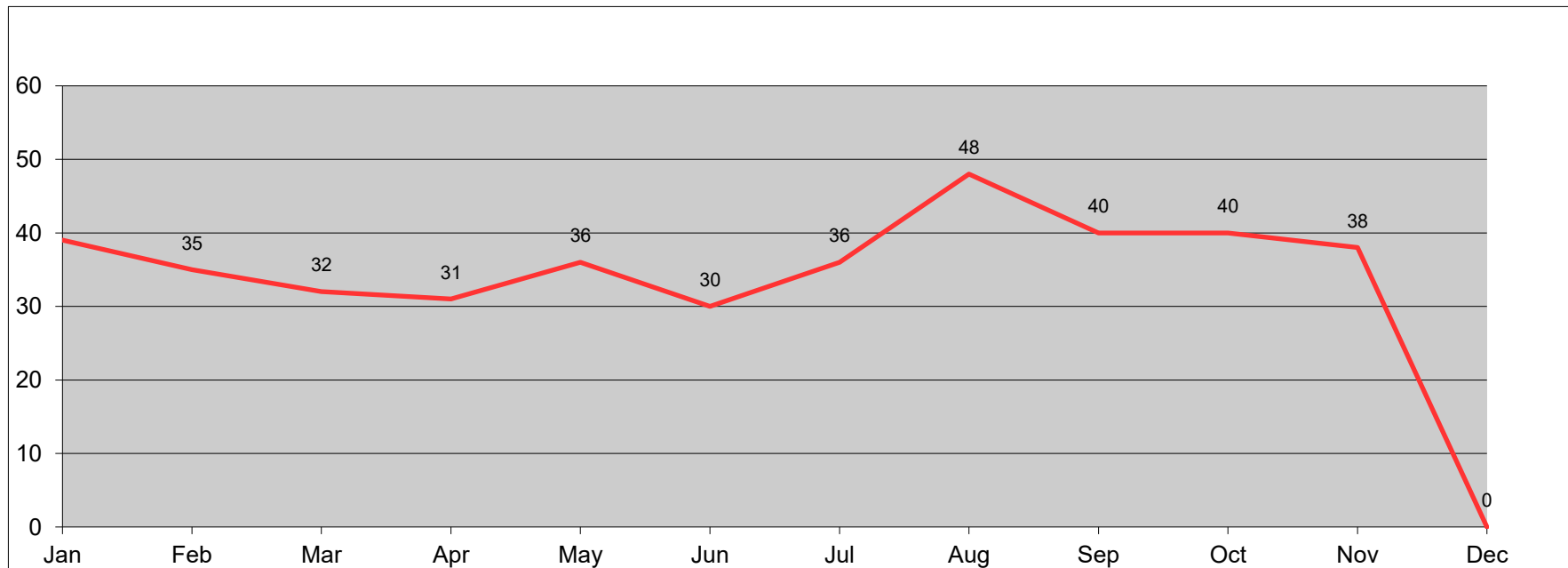
	Code	Year	Jan	Feb	Mar	Apr	May	Jun	Jul	Aug	Sep	Oct	Nov	Dec	TOTAL
Moving Violations	8300	2023	193	103	135	90	134	126	64	84	97	99	127	84	1336
		2024	77	163	192	199	176	104	133	119	90	175	97	27	1552
		2025	277	344	328	219	237	127	152	217	142	217	176		2436
		Year	Jan	Feb	Mar	Apr	May	Jun	Jul	Aug	Sep	Oct	Nov	Dec	TOTAL
Speeding Citations	8305	2023	38	16	19	21	84	55	93	57	52	50	51	34	570
		2024	17	63	33	57	50	31	41	37	17	94	71	59	570
		2025	55	152	153	159	123	150	174	143	106	80	20		1315
		Year	Jan	Feb	Mar	Apr	May	Jun	Jul	Aug	Sep	Oct	Nov	Dec	TOTAL
Other Citations	8310 8315 8320 8325 8330 8335	2023	152	71	85	134	120	78	62	77	131	89	91	73	1163
		2024	75	61	151	158	150	149	180	97	69	102	52	28	1272
		2025	117	151	162	153	176	113	141	101	145	98	69		1426
		Year	Jan	Feb	Mar	Apr	May	Jun	Jul	Aug	Sep	Oct	Nov	Dec	TOTAL
DUIs	8500 8505 8510	2023	1	0	0	0	0	1	0	0	0	0	0	0	2
		2024	0	0	0	0	0	0	0	0	0	0	0	0	0
		2025	0	0	0	0	0	0	0	0	0	0	0	0	0
		Year	Jan	Feb	Mar	Apr	May	Jun	Jul	Aug	Sep	Oct	Nov	Dec	TOTAL
Accidents, Injury	8000 8005 8030 8035	2023	4	3	5	2	3	5	7	8	4	5	3	1	50
		2024	5	2	6	2	6	9	5	3	2	4	3	3	50
		2025	3	2	3	4	3	4	3	10	7	9	3		51
		Year	Jan	Feb	Mar	Apr	May	Jun	Jul	Aug	Sep	Oct	Nov	Dec	TOTAL
Accidents, Property Damage	8010 8015 8020 8025 8040 8045	2023	25	27	29	12	18	24	26	20	15	21	19	18	254
		2024	19	10	20	16	25	24	25	19	19	17	11	15	220
		2025	18	16	13	11	18	17	23	29	24	13	23		205
		Year	Jan	Feb	Mar	Apr	May	Jun	Jul	Aug	Sep	Oct	Nov	Dec	TOTAL
Accidents, DUI	8050 8055 8060	2023	0	0	0	0	0	0	0	0	1	0	0	0	1
		2024	0	0	0	0	2	0	0	0	0	0	0	0	2
		2025	0	0	0	0	0	0	0	0	0	0	0		0
		Year	Jan	Feb	Mar	Apr	May	Jun	Jul	Aug	Sep	Oct	Nov	Dec	TOTAL

City of Cupertino Public Safety Report

Moving Violations	Code	Year	Jan	Feb	Mar	Apr	May	Jun	Jul	Aug	Sep	Oct	Nov	Dec	TOTAL
		2023	199	114	148	112	141	135	74	95	106	103	136	93	1456
		2024	85	179	201	219	184	114	144	130	104	190	146	49	1745
		2025	300	368	353	235	270	155	167	231	177	251	194	0	2701
Speeding Citations	8300	Year	Jan	Feb	Mar	Apr	May	Jun	Jul	Aug	Sep	Oct	Nov	Dec	TOTAL
		2023	44	24	25	24	90	60	97	59	57	54	52	37	623
		2024	20	68	46	60	56	35	49	39	27	100	78	61	639
		2025	60	165	156	165	127	182	177	147	112	83	30	0	1404
Other Citations	8310 8315 8320 8325 8330 8335	Year	Jan	Feb	Mar	Apr	May	Jun	Jul	Aug	Sep	Oct	Nov	Dec	TOTAL
		2023	191	129	134	178	180	166	138	168	240	186	147	126	1983
		2024	156	167	250	213	238	241	235	178	123	166	100	68	2135
		2025	199	240	252	218	271	189	191	152	230	185	122	0	2249
DUIs	8500 8505 8510	Year	Jan	Feb	Mar	Apr	May	Jun	Jul	Aug	Sep	Oct	Nov	Dec	TOTAL
		2023	5	2	1	2	0	3	3	4	2	4	2	1	29
		2024	1	3	3	0	3	2	6	1	1	1	3	1	25
		2025	2	1	1	0	2	2	0	0	3	2	2	0	15
Accidents, Injury	8000 8005 8030 8035	Year	Jan	Feb	Mar	Apr	May	Jun	Jul	Aug	Sep	Oct	Nov	Dec	TOTAL
		2023	7	4	6	4	10	8	13	11	9	9	6	4	91
		2024	8	10	8	3	7	9	7	4	4	7	9	4	80
		2025	9	7	8	8	9	6	5	12	11	12	5	0	92
Accidents, Property Damage	8010 8015 8020 8025 8040 8045	Year	Jan	Feb	Mar	Apr	May	Jun	Jul	Aug	Sep	Oct	Nov	Dec	TOTAL
		2023	28	34	35	20	26	33	36	40	22	31	27	27	359
		2024	34	22	35	24	31	37	28	27	29	33	24	22	346
		2025	29	25	22	23	27	24	31	35	29	28	33	0	306
Accidents, DUI	8050 8055 8060	Year	Jan	Feb	Mar	Apr	May	Jun	Jul	Aug	Sep	Oct	Nov	Dec	TOTAL
		2023	1	0	0	0	1	0	0	0	2	0	0	0	4
		2024	1	0	2	0	2	1	0	0	0	0	2	0	8
		2025	1	3	2	0	0	0	0	1	0	0	0	0	7

West Valley Patrol Accidents Cupertino November 2025

	Jan	Feb	Mar	Apr	May	Jun	Jul	Aug	Sep	Oct	Nov	Dec	TOTAL
Injury (8000, 8005)	9	7	8	7	8	6	5	12	10	12	5		89
Property Damage (8010)	23	15	17	13	13	14	21	26	19	15	23		199
Accident, No Details (8015)	0	0	0	1	0	0	1	0	0	0	1		3
Bike / Pedestrian (8020, 8025)	1	1	1	1	2	1	0	2	2	3	2		16
Hit & Run - Injury (8030, 8035)	0	0	0	1	1	0	0	0	1	0	0		3
Hit & Run - Property Damage (8040)	4	8	3	8	11	8	7	4	5	10	7		75
Hit & Run - No Details (8045)	1	1	1	0	1	1	2	3	3	0	0		13
DUI - Injury (8050, 8055)	0	0	1	0	0	0	0	0	0	0	0		1
DUI - Property Damage (8060)	1	3	1	0	0	0	0	1	0	0	0		6
TOTAL ACCIDENTS	39	35	32	31	36	30	36	48	40	40	38	0	405
													36.8



PSC 1-8-2026

Item No.4
Staff Update

Presentations

Staff Update

January 8, 2026



CUPERTINO

Volunteer Activities

- CARES General Meeting (12/04)
- Lawson ARK Open House (12/13)
- Block Leader Meeting (1/07)

Staff Activities

- December Inclement Weather
 - Daily briefings 12/19-12/26
 - Cupertino EOC did not activate
 - County EOC remained at Duty Officer Status
 - No lasting impacts to Cupertino
- January Inclement Weather
 - NWS designated “major risk” due to cold for 1/09
 - City messaging sent out through usual channels

Staff Activities

- Continued partnership with the West Santa Clara Landscape Resiliency Project
- OEM and I&T are looking into resident concerns about Flock cameras
 - Please see Sheriff's webpage for Surveillance Policy

ALERTSCC



**How can
we warn
you if we
can't reach
you?**